

## Zinus OLB-MBBF-10FS

# Zinus Joseph 10 Inch Full Platform Bed Frame Instruction Manual

Model: OLB-MBBF-10FS | Brand: Zinus

## INTRODUCTION

Thank you for choosing the Zinus Joseph 10 Inch Full Platform Bed Frame. This manual provides detailed instructions for assembly, usage, maintenance, and troubleshooting to ensure you get the most out of your new bed frame. Designed with a modern steel frame and durable wood slats, this platform bed offers reliable support for your mattress without the need for a box spring.

## IMPORTANT SAFETY INFORMATION

Please read and understand all instructions before assembly and use. Failure to follow these instructions may result in injury or damage to the product.

- This product is made of steel and plywood and may have sharp edges or points. Handle with care during assembly.
- Always adhere to the maximum weight recommendation: 350 lbs for Narrow Twin and Twin sizes, and 700 lbs for all other sizes (including Full).
- Proper assembly is crucial to prevent instability or collapse. Ensure all connections are secure.
- Keep small parts away from children during assembly to prevent choking hazards.
- Do not use power tools for assembly unless specifically instructed, as overtightening may damage components.

## PACKAGE CONTENTS

Your Zinus Joseph Platform Bed Frame is efficiently packed in a single, eco-friendly WonderBox™ for convenient delivery. Please verify all components are present before beginning assembly.



*Image: All components of the Zinus Joseph Platform Bed Frame, including the compact WonderBox™ packaging, laid out for assembly.*

The package includes the bed frame foundation, wood slats, and an installation manual. All necessary tools for assembly are also provided.

## SETUP AND ASSEMBLY

---

Assembly of your Zinus Joseph Platform Bed Frame is designed to be straightforward and can typically be completed by two people in under an hour. Follow these steps for a quick and easy setup.



### Style points

Make a statement with this modern and minimalist aesthetic that features clean lines and a sturdy build



### Make space for more

Available in four different heights, this bed frame offers varying amounts of underbed storage, depending on the height you choose

*Image: Visual guide highlighting the ease of assembly with numbered steps and included tools.*

## Assembly Steps:

1. Unpack all components from the WonderBox™ and lay them out on a clean, flat surface. Verify all parts are present against the parts list in your manual.
2. Connect the main frame sections using the provided bolts and the handy ratchet tool. Ensure all connections are finger-tight before final tightening.
3. Attach the support legs to the frame. These provide additional stability and ensure proper weight distribution.
4. Once the main frame is assembled, securely tighten all bolts using the provided ratchet.
5. Place the wooden slats onto the designated areas of the frame. The slats are designed to fit snugly and may feature Velcro strips to prevent shifting.
6. Ensure all slats are evenly spaced and firmly seated.



*Image: Detailed view of the frame's robust steel connections and the placement of the wooden slats.*

### Assembly Video:

Your browser does not support the video tag.

*Video: Official Zinus Joseph Platform Bed Frame assembly guide, demonstrating the setup process.*

## USAGE

---

The Zinus Joseph Platform Bed Frame is designed to provide optimal support for your mattress without the need for a traditional box spring.

- **No Box Spring Needed:** The durable wood slats provide ample support for spring, memory foam, or latex mattresses.
- **Mattress Placement:** Carefully place your mattress directly onto the assembled wood slats. Some slats may have adhesive strips to help keep the mattress from shifting.
- **Under-bed Clearance:** The 10-inch profile height offers approximately 8.98 inches of under-bed clearance, providing valuable space for storage.



*Image: The Zinus Joseph Platform Bed Frame fully assembled with a mattress, illustrating its functional design.*

## KEY FEATURES


---

- **Strong and Durable Construction:** Made with steel and plywood slats for lasting stability.
- **Modern Style:** Minimalist design with a black finish that complements various bedroom aesthetics.
- **Box Spring-Free Support:** Wood slats eliminate the need for a box spring, extending mattress life.
- **Easy Assembly:** All parts, tools, and instructions are included for a simple setup.

- **Eco-Friendly Packaging:** Shipped in a compact WonderBox™ designed to reduce carbon footprint.
- **Under-bed Storage:** 8.98 inches of clearance provides space for storing items.



Smaller boxes,  
reduced carbon  
footprint



*Image: Details showcasing the robust construction and design elements for durability and quiet use.*



#### JOSEPH METAL PLATFORM BED FRAME

### Dimensions

#### TWIN

74.5in x 38in x 10in

#### FULL

74.5in x 53.5in x 10in

#### QUEEN

79.5in x 59.5in x 10in

#### KING

79.5in x 75.5in x 10in

*Image: Illustration of the ample under-bed clearance for storage solutions.*

## MAINTENANCE

To keep your Zinus Joseph Platform Bed Frame in optimal condition, follow these simple maintenance guidelines:

- **Cleaning:** Wipe the metal frame with a dry cloth to remove dust and debris. Avoid using harsh chemicals or abrasive cleaners.
- **Regular Inspection:** Periodically check all bolts and connections to ensure they remain tight. Re-tighten if necessary to maintain stability and prevent squeaks.
- **Slat Care:** Ensure the wooden slats are properly seated and not damaged. Replace any broken slats to maintain mattress support.

## TROUBLESHOOTING


If you encounter any issues with your bed frame, refer to the following common solutions:


- **Squeaking Noises:** Squeaks are often caused by loose connections. Re-tighten all bolts on the frame. Ensure the mattress is properly seated on the slats.
- **Mattress Shifting:** Verify that the mattress is centered on the frame. If your slats have adhesive strips, ensure they are properly applied. Consider using a non-slip mattress pad if shifting persists.
- **Instability:** Check all frame connections and ensure they are fully tightened. Make sure the bed frame is on

a level surface.

SPECIFICATIONS


Key specifications for the Zinus Joseph 10 Inch Full Platform Bed Frame:






## Find your ideal height


This bed frame offers modern lines, a sturdy build, and four different profile heights — 6, 10, 14 and 18 inches



NO BOX SPRING



QUICK ASSEMBLY



ECO PACKAGING

Joseph Metal Platform Bed Frame

Image: Dimensions and weight capacity of the Zinus Joseph Full Platform Bed Frame.

| Feature             | Detail                       |
|---------------------|------------------------------|
| Size                | Full                         |
| Product Dimensions  | 74.5"L x 53.5"W x 10"H       |
| Material            | Alloy Steel, Engineered Wood |
| Color               | Black                        |
| Weight Capacity     | 700 lbs                      |
| Under-bed Clearance | 8.98 Inches                  |
| Assembly Required   | Yes                          |
| Item Weight         | 41.8 pounds                  |
| Model Number        | OLB-MBBF-10FS                |
| UPC                 | 841550369465                 |

WARRANTY AND SUPPORT

The Zinus Joseph Platform Bed Frame comes with a limited 5-year worry-free warranty that covers any manufacturing defects. Please retain your proof of purchase for warranty claims.

For further assistance, missing parts, or warranty inquiries, please contact Zinus customer support through their official website or the contact information provided with your purchase. You can also visit the [Zinus Store on Amazon](#) for more information.

