

## Dangbei DBOX02

# Dangbei DBOX02 Laser Projector 4K GTV User Manual

Model: DBOX02

## 1. INTRODUCTION

Thank you for choosing the Dangbei DBOX02 Laser Projector. This manual provides detailed instructions for setting up, operating, and maintaining your projector to ensure a superior home theater experience. The DBOX02 combines advanced laser projection technology with smart features for stunning 4K visuals and immersive audio.

## 2. WHAT'S IN THE BOX

- Dangbei DBOX02 4K Projector x 1
- Power Adapter 180W (18V/10A) x 1
- AC Cord x 1
- Remote Control x 1
- Instruction Manual x 1

## 3. PRODUCT OVERVIEW

The Dangbei DBOX02 is designed to deliver an exceptional visual and auditory experience. Key features include:

### 3.1. Ultra-Bright 4K Visuals

Experience stunning 4K laser projection up to 200 inches with 2450 ISO lumens. ALPD (Advanced Laser Phosphor Display) technology ensures exceptional brightness and color accuracy, even in well-lit environments. This technology also minimizes the speckle effect, providing a smoother and more consistent image.



The Dangbei DBOX02 Laser Projector, showcasing its sleek design and powerful lens.

# Super Bright, Day or Night

 **2450**  
ISO Lumens

 **25%**  
Brighter than LED\*



\* Compared with DLP LED projectors with the same size DMD.

The DBOX02 delivers super bright visuals, suitable for both day and night viewing, with 2450 ISO Lumens.



# 4K Cinema-Quality Picture

DBOX02

Other Projector



Experience breathtaking 4K UHD resolution with HDR10+ and ALPD technology for superior image quality.

## 3.2. Ultimate Smart Integration with Google TV

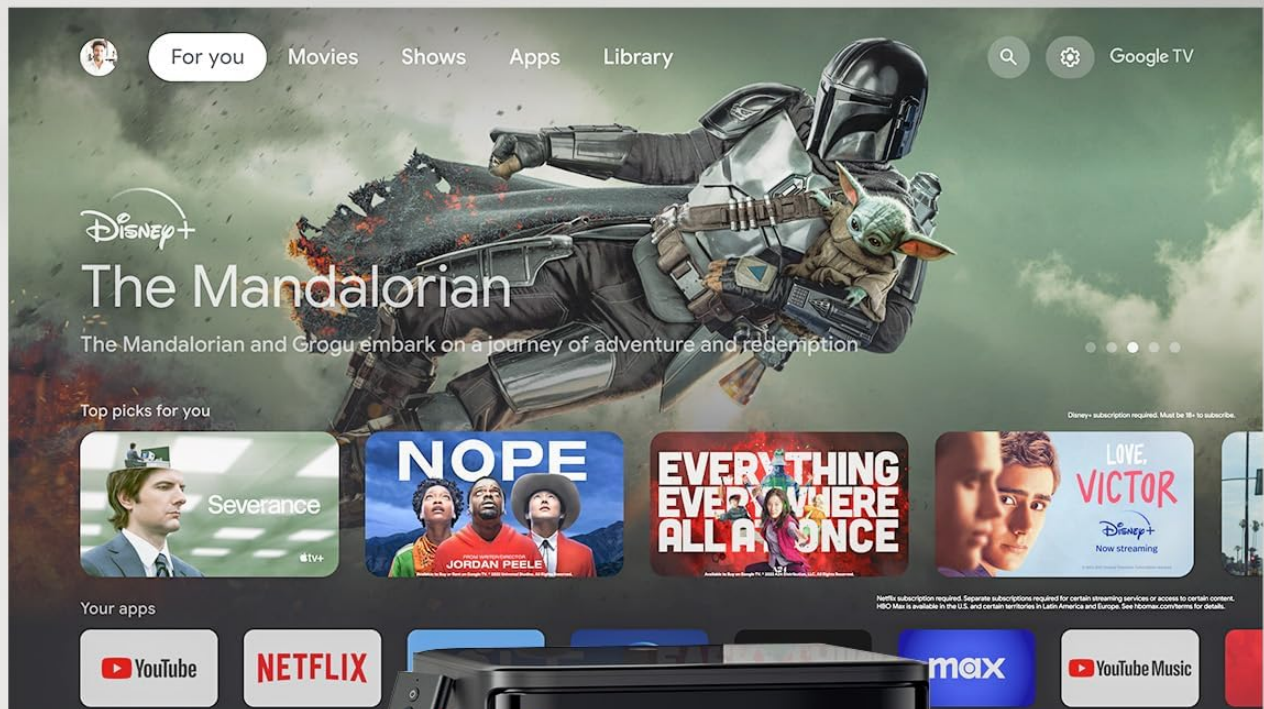
The DBOX02 features integrated Google TV, providing access to over 10,000 apps, including officially licensed Netflix, YouTube, Prime Video, and Hulu. Enjoy convenient one-touch Netflix activation, Chromecast sharing, and Google Home voice control via the remote.

# Google TV with Built-in Netflix

NETFLIX

YouTube

prime video



The DBOX02 comes with Google TV and built-in Netflix, offering a wide range of streaming options.

### 3.3. Immersive 3D Entertainment

Bring movies to life with Blu-ray 3D visuals. The projector supports seamless 3D playback, offering rich colors and depth for a cinematic experience. Note: Blu-ray 3D functionality may require an external device connected via HDMI and compatible 3D glasses (sold separately).



## Dive into 3D

Multiple 3D modes perfect for indulging in your favorites, including 3D Blu-ray movies.

\* Blu-ray 3D will be available after OTA updates in June. Please connect an external device via HDMI to use this feature.



Dive into immersive 3D entertainment with multiple 3D modes, including support for Blu-ray 3D movies.

### 3.4. Cinematic Sound & Versatile Connectivity

The DBOX02 features dual 12W built-in speakers with Dolby Audio and DTS:X support for immersive sound. Connectivity options include dual HDMI ports (one with eARC) and two USB ports, allowing easy integration with gaming consoles, streaming devices, and external audio systems.

# Sounds That Truly Surround

 **Dolby**  
Audio

**2X12W**  
Speaker

**dts x**



Experience sounds that truly surround you with dual 12W speakers, Dolby Audio, and DTS:X.

## Versatile Connectivity

HDMI 2.1 for high-definition content, Wi-Fi 6 for fast wireless streaming, Bluetooth 5.2 for soundbars, headphones, and more.



The DBOX02 offers versatile connectivity including HDMI 2.1, Wi-Fi 6, and Bluetooth 5.2.

### 3.5. Effortless Setup with Smart Features

The DBOX02 incorporates InstantPro AI Image Setup for quick and easy configuration. Features include fast autofocus, auto keystone correction, screen fit, and intelligent obstacle avoidance, allowing the projector to adapt to various environments.



# 🎯 Instanpro Setup in No Time



Auto Focus



Auto Keystone



Screen Fit



Obstacle Avoidance

InstanPro AI Image Setup provides effortless setup with smart features like auto focus and keystone correction.

## 3.6. Additional Features

- **Low Latency Game Mode:** Optimized for gaming with reduced input lag.
- **MEMC Technology:** Enhances motion clarity for fast-paced content like sports.
- **Smart Eye Protection:** Automatically reduces brightness when an object is detected in the projection path to safeguard eyes.
- **Quiet Operation:** Operates at a whisper-quiet 24dB for an uninterrupted viewing experience.

# Dominate Your Game



Low latency



3D



Wi-Fi 6



HDMI 2.1



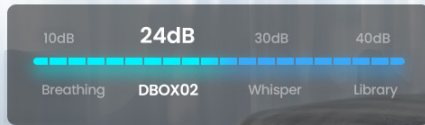
\* With Auto Keystone & MEMC off and Game Mode on.

Dominate your game with low latency, 3D support, Wi-Fi 6, and HDMI 2.1 connectivity.



## Quieter than a Whisper

Whisper-quiet at 24dB.  
Uninterrupted cinematic journey.



The DBOX02 operates at a quiet 24dB, ensuring an uninterrupted cinematic journey.

## 4. SETUP

1. **Placement:** Position the projector on a stable, flat surface. For optimal viewing, place it directly in front of your projection surface (wall or screen). The DBOX02 can project an image from 60 inches up to 200 inches.
2. **Power Connection:** Connect the power adapter to the projector's power input and then plug the AC cord into a power outlet.
3. **Initial Power On:** Press the power button on the projector or the remote control to turn on the device.
4. **Smart Setup (InstanPro AI Image Setup):** Upon first use or after moving the projector, the InstanPro AI Image Setup will automatically activate. This includes:
  - **Auto Focus:** The projector will automatically adjust the image clarity.
  - **Auto Keystone Correction:** The image will be automatically squared to compensate for angled projection.
  - **Screen Fit:** The image will automatically adjust to fit your screen or wall boundaries.
  - **Obstacle Avoidance:** The projector will detect and adjust the image to avoid obstacles on the projection surface.

You can manually fine-tune these settings in the projector's menu if needed.

5. **Network Connection:** Follow the on-screen prompts to connect the projector to your Wi-Fi network. This is essential for Google TV and streaming services.
6. **Google Account Setup:** Sign in with your Google account to access Google TV features, download apps, and personalize your experience.

## 5. OPERATING INSTRUCTIONS

### 5.1. Remote Control

The included remote control provides full navigation and control over the projector's functions. Use the directional pad to navigate menus and the OK button to select. The remote also supports voice control for Google Assistant.

### 5.2. Google TV Interface

The home screen provides access to your favorite streaming apps, recommended content, and settings. Navigate through sections like 'For You', 'Movies', 'Shows', 'Apps', and 'Library'.



### 5.3. Streaming Content

Launch pre-installed apps like Netflix, YouTube, Prime Video, and Hulu directly from the home screen. You can download additional apps from the Google Play Store.

### 5.4. External Device Connection

Connect external devices such as Blu-ray players, gaming consoles, or laptops to the projector using the HDMI or USB ports. Select the appropriate input source from the projector's menu.

### 5.5. 3D Playback

To watch 3D content, connect a Blu-ray 3D player via HDMI and ensure you have compatible active shutter 3D glasses. Activate 3D mode in the projector's settings menu when playing 3D content.

### 5.6. Casting Content

The DBOX02 supports Chromecast built-in, allowing you to effortlessly cast content from your compatible smartphone or tablet to the projector. For mirroring iOS/Android screens, download the AirScreen app on the projector.



Effortlessly cast content or mirror your devices to the big screen with Chromecast built-in.

## 6. MAINTENANCE

The Dangbei DBOX02 is designed for low maintenance due to its enclosed design and laser light source.

- **Cleaning:** Use a soft, dry cloth to clean the exterior of the projector. For the lens, use a specialized lens cleaning cloth and solution. Avoid abrasive cleaners.
- **Light Source:** The ALPD laser light source has an impressive lifespan of 30,000 hours, significantly reducing the need for lamp replacement common in traditional projectors.
- **Ventilation:** Ensure the projector's ventilation vents are not blocked to prevent overheating.



Designed with eco-friendliness in mind, the DBOX02 boasts a 30,000-hour light source lifespan.

## 7. TROUBLESHOOTING

If you encounter issues with your Dangbei DBOX02 projector, refer to the following common solutions:

Problem	Possible Cause	Solution
No image or distorted image	Loose power cable, incorrect input source, blocked lens, or incorrect projection settings.	Check power connections. Ensure the correct HDMI/USB input is selected. Clean the lens. Re-run InstanPro AI Image Setup or manually adjust focus and keystone.
No sound or low sound	Volume too low, mute enabled, incorrect audio output settings, or external audio device issue.	Increase volume. Check if mute is enabled. Verify audio output settings in the projector menu. If using an external receiver, ensure compatibility and correct connection (e.g., HDMI eARC).
3D feature not working correctly	Incorrect 3D glasses, 3D mode not activated, or incompatible source.	Ensure you are using compatible active shutter 3D glasses. Activate 3D mode in the projector settings. Verify the source content is Blu-ray 3D compatible.
Remote control not responding	Low batteries, obstruction, or pairing issue.	Replace batteries. Ensure no obstructions between remote and projector. Re-pair the remote if necessary (refer to the quick start guide for pairing instructions).
Software bugs or freezing	Outdated firmware or temporary software glitch.	Check for and install any available firmware updates via the system settings. Restart the projector by unplugging it for a few minutes and then plugging it back in. If issues persist, perform a factory reset (note: this will erase all personal data and settings).

## 8. SPECIFICATIONS

Feature	Specification
Brand	Dangbei
Model Number	DBOX02
Display Resolution	3840 x 2160 (4K UHD)
Brightness	2450 ISO Lumens
Light Source	ALPD Laser
Light Source Lifespan	30,000 hours
Visible Screen Diagonal	Up to 200 inches / 508 cm
Audio	Dual 12W Speakers, Dolby Audio, DTS:X
Connectivity Technology	Bluetooth, Wi-Fi, USB
Special Features	Auto Obstacle Avoidance, Digital Keystone Correction, Auto Screen Alignment, Built-In Wi-Fi, 3D-Ready, Google TV, Chromecast built-in
Item Weight	8.8 pounds
Product Dimensions	9.29 x 7.93 x 6.43 inches
Country of Origin	China

## 9. WARRANTY AND SUPPORT

Dangbei provides comprehensive support for your DBOX02 projector:







- **Warranty:** The DBOX02 comes with a 12-month warranty service. For quality issues under normal use, free repair or replacement services are provided.
- **Technical Support:** Lifetime technical support is available. You can contact the Dangbei technical support team for professional assistance at any time after purchase.

For further assistance, please refer to the contact information provided in your product packaging or visit the official Dangbei website.





Related Documents - DBOX02

<div><div>Dangbei   Mars Pro</div><div><div>User Manual</div></div></div>	<div><div><a href="#">Dangbei Mars Pro 4K Laser Home Projector User Manual</a></div><div>Comprehensive user guide for the Dangbei Mars Pro 4K laser home projector. Learn about setup, features, operation, and maintenance for an immersive home cinema experience.</div></div>
<div><div>Dangbei   Mars Pro</div><div><div>User Manual</div></div></div>	<div><div><a href="#">Dangbei Mars Pro 4K Projector User Manual</a></div><div>User manual for the Dangbei Mars Pro 4K projector, detailing setup, features, operation, network settings, focus/keystone correction, Bluetooth speaker mode, and important safety precautions.</div></div>
<div><div>Dangbei   Google TV</div><div><div>User Manual</div></div></div>	<div><div><a href="#">Dangbei DBOX02 Smart Projector User Manual</a></div><div>User manual for the Dangbei DBOX02 Smart Projector, featuring Google TV, 4K resolution, and comprehensive setup, operation, and troubleshooting guides.</div></div>
<div><div>Dangbei   Google TV</div><div><div>Mars Pro 2 Návod</div></div></div>	<div><div><a href="#">Dangbei Mars Pro 2 4K Smart Projector User Manual and Guide</a></div><div>Detailed user manual for the Dangbei Mars Pro 2 4K Smart Projector (Model DBOX02). Learn about setup, features, settings, remote control, connectivity, troubleshooting, and safety.</div></div>
<div><div>Dangbei   Google TV</div><div><div>User Manual</div></div></div>	<div><div><a href="#">Dangbei DBOX02 Smart Projector User Manual</a></div><div>Comprehensive user manual for the Dangbei DBOX02 Smart Projector, featuring Google TV, 4K Ultra HD, and detailed setup, operation, and troubleshooting guides.</div></div>
<div><div>Dangbei   Google TV</div><div><div>Uživatelský návod</div></div></div>	<div><div><a href="#">Dangbei DBOX02 Pro: Uživatelský návod pro váš chytrý projektor</a></div><div>Kompletní uživatelský návod pro chytrý projektor Dangbei DBOX02 Pro. Zjistěte, jak nastavit, používat a řešit problémy s vaším projektozem pro optimální zážitek ze sledování.</div></div>