



[Manuals.plus](#) /

> [Roinvou](#) /

> Roinvou Android Car Stereo User Manual

Roinvou 4+64G

Roinvou Android Car Stereo User Manual

Model: 4+64G for Ford Mustang 2010-2014

INTRODUCTION

This manual provides comprehensive instructions for the installation, operation, and maintenance of your Roinvou Android Car Stereo. Please read this manual thoroughly before use to ensure proper functionality and to maximize your experience with the device.

This unit is specifically designed for Ford Mustang models from 2010 to 2014, featuring a 10.1-inch IPS touch screen with an 8-core processor and 4GB RAM + 64GB internal storage.

PRODUCT OVERVIEW



Image: The Roinvou Android Car Stereo unit, showcasing its 10.1-inch screen, integrated climate control panel, and various included accessories such as a backup camera, external microphone, and connectivity options for CarPlay, Android Auto, and Mirror Link.

For Ford Mustang 2010-2014



Image: A comparison showing the Ford Mustang dashboard before and after the installation of the Roinvou Android Car Stereo, highlighting the seamless integration and larger screen display.

WHAT'S IN THE BOX

The package includes the following components:

- Ford Mustang Car Stereo Head Unit
- Power Cable
- Canbus Box
- Dual Radio Antenna
- Dual RCA Harness
- GPS Antenna
- AHD Backup Camera
- External Microphone
- Dual Rear Camera Input Cable

- Dual USB Cable
- Installation Tool

Reversing Camera Wiring



Image: A visual representation of all components included in the product package, along with their respective labels and dimensions of the main unit.

SPECIFICATIONS

Key technical specifications of the Roinvou Android Car Stereo:

Feature	Detail
System	Latest Android System
Memory	4GB RAM + 64GB Internal Storage
Processor	8 Core CPU
Screen Size	10.1 Inches
Screen Resolution	1280*720 IPS Touch Screen
Connectivity	Bluetooth 5.0, Wi-Fi, USB
CarPlay & Android Auto	Wireless and Wired Support
Mirror Link	Wireless and Wired Support (for Android and iOS)
Audio Output Mode	Stereo
EQ	32-band EQ
Radio	FM/RDS Radio
GPS Navigation	North America Map Type (Offline/Online Map Support)
Steering Wheel Control	Supported
Backup Camera Input	AHD Backup Camera Supported
Power Output	4*45W

Audio Format Support	APE/FLAC/WAV/MP3/WMA etc.
Video Format Support	MKV/RMVB/AVI/MP4/MDV etc.
Package Dimensions	12.6 x 12.6 x 3.15 inches
Item Weight	4.62 pounds

Product Relevancy Information

System:	Latest Android System
Memory:	4+64GB
Processor:	8 Core
Internet Access:	WiFi
Bluetooth Version:	5.0
High Quality Sound:	DSP 32EQ
Radio:	FM RDS
Screen Resolution:	1280*720
Factory Code:	1234
Carplay & Android Auto:	Support Wireless and Wired
Mirror Link:	Support Wireless and Wired
External Mic:	Support
Steering Wheel Control:	Support
Power Output:	4*45W
Audio Format:	APE/FLAC/WAV/MP3/WMA etc
Video Format:	MKV/RMVB/AVI/MP4/MDV etc

Image: A detailed table summarizing the key specifications and features of the Roinvou Android Car Stereo, including system, memory, processor, screen resolution, and connectivity options.

INSTALLATION AND SETUP

Compatibility and Pre-installation Checks

This upgraded radio dash kit is designed for Ford Mustang models manufactured between 2010 and 2014. The stereo comes with an in-dash head unit, wiring harness cables, a Canbus decoder, and a frame panel. Ensure your vehicle is within the compatible

model years before proceeding with installation.

Canbus Wiring and Settings

If the A/C control and seat heating functions do not operate correctly after installation, verify that the Canbus wiring is accurate and that the Canbus settings within the unit's system are correctly configured. If you are unsure how to select the appropriate Canbus brand and model settings, please refer to the support section or contact customer service for assistance.

General Installation Notes

Use the provided installation tool for proper fitting. Ensure all cables are securely connected to prevent intermittent issues. Refer to the wiring diagrams for specific connections, especially for the power cable, radio antenna, and RCA harnesses.



Image: A detailed wiring diagram illustrating how to connect the AHD rear camera to the car stereo, including connections for power, ground, and the reversing lamp signal.

OPERATING INSTRUCTIONS

System Interface and Customization

The unit runs on the latest Android system with an 8-core CPU, providing a smooth user experience. The HD capacitive touch screen offers enhanced color and visual clarity. You can customize your interface with 19 wallpaper options and 59 UI desktop themes.

1080P IPS Touch Screen



1280*720



High Temperature Protection



Scratch-Resistant



Anti-Knock

Image: Highlights the features of the 10.1-inch 1080P IPS touch screen, including its 1280*720 resolution, high temperature protection, scratch-resistant, and anti-knock properties.

For Ford Mustang 2010-2014

4+64G

Latest Android System



Carplay



Android Auto



Mirror Link



Image: A visual summary of the car stereo's main functionalities, including wireless/wired CarPlay and Android Auto, Mirror Link, HD display, GPS navigation, WiFi, Steering Wheel Control (SWC), Bluetooth, and Voice Control.

Wireless/Wired CarPlay & Android Auto

Connect your smartphone to the car stereo via Bluetooth (for wireless connection) or the original USB data cable (for wired connection). This allows you to access phone calls, music, GPS navigation, and smart voice control (Siri/Google Assistant) directly from the unit, enhancing driving convenience.

Carplay & Android Auto & Mirror Link

Wireless

Carplay

Bluetooth/USB Connection

Android Auto

Bluetooth/USB Connection

Mirror Link

WiFi/USB Connection

Image: Illustrates the connection methods for CarPlay (Bluetooth/USB), Android Auto (Bluetooth/USB), and Mirror Link (WiFi/USB), demonstrating how to integrate your smartphone with the car stereo.

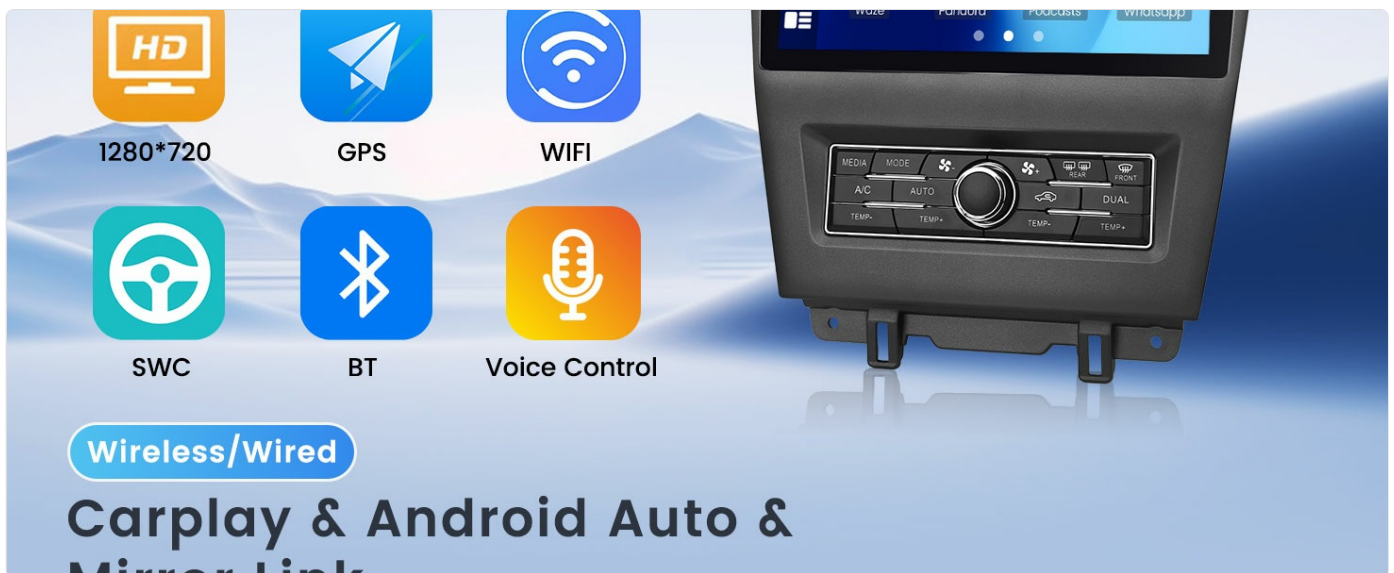


Image: Provides a closer look at the user interfaces for CarPlay, Android Auto, and Mirror Link as displayed on the car stereo screen, showing app icons and navigation elements.

Bluetooth 5.0 & Mirror Link

The built-in Bluetooth 5.0 ensures a stable connection for hands-free calls, phone book synchronization, and music streaming. Mirror Link functionality allows you to synchronize your Android or iOS smartphone screen to the head unit, enabling video playback and app usage on the larger display.

Audio Features: 32-band EQ & FM/RDS Radio

Utilize the pre-installed car tuning software with 32-band EQ technology to adjust frequency and sound type. This feature helps compensate for original speaker limitations, providing optimal audio quality. The integrated FM/RDS radio allows access to broadcasts, real-time traffic updates, and weather forecasts.

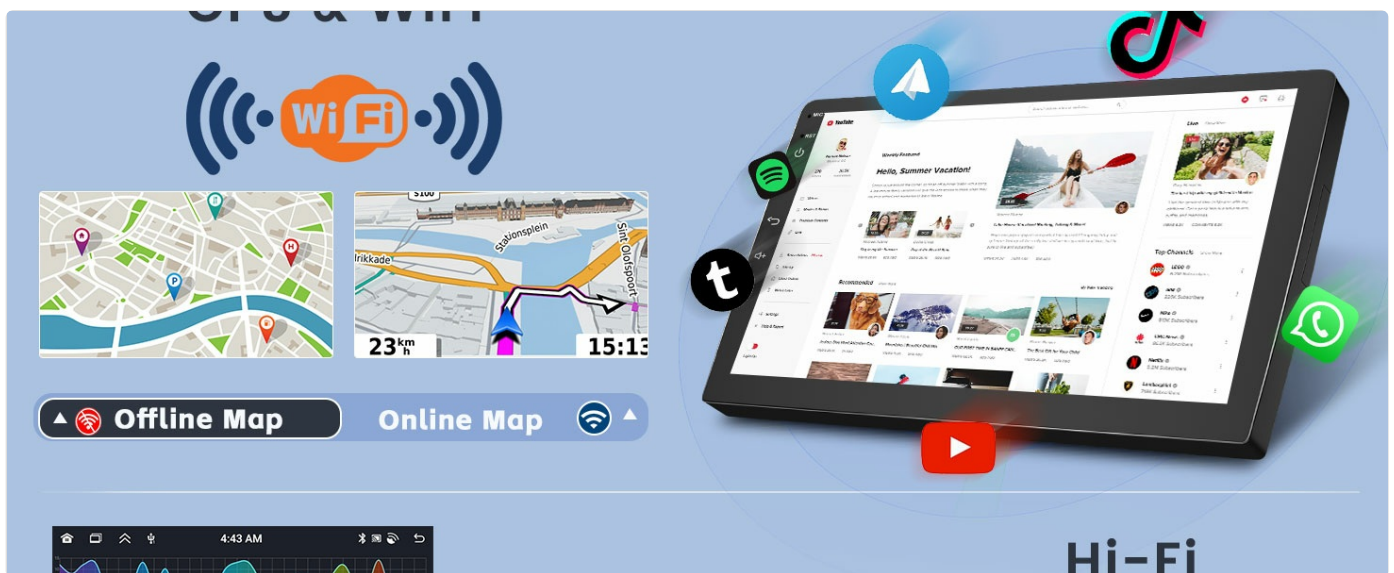


Image: Displays various features including the Hi-Fi audio equalizer interface, FM RDS radio tuner, Bluetooth connection screen for calls and music, and the split-screen functionality for multitasking.

GPS Navigation & WiFi

The unit supports GPS navigation with North America map data. It can utilize both offline and online maps. Built-in WiFi allows for internet access, enabling online map updates, streaming services, and app downloads.



Image: Shows the GPS navigation interface with map views, the WiFi connectivity icon, and examples of multimedia applications like YouTube and TikTok running on the unit.

Backup Camera & Steering Wheel Control

The system supports an AHD backup camera, automatically switching to the reverse image when the vehicle is in reverse gear. Steering wheel control functionality allows you to manage various functions without removing your hands from the steering wheel, enhancing safety and convenience.

Reverse Image



Steering Wheel Control



Image: Depicts the reverse camera view on the screen with parking guidelines, and the steering wheel control learning interface where buttons can be programmed for various functions.

MAINTENANCE

To ensure the longevity and optimal performance of your Roinvou Android Car Stereo, follow these general maintenance guidelines:

- **Screen Cleaning:** Use a soft, lint-free cloth to gently wipe the touch screen. For stubborn smudges, slightly dampen the cloth with water or a screen-safe cleaner. Avoid abrasive materials or harsh chemicals.
- **Software Updates:** Periodically check for system software updates through the unit's settings menu. Keeping the software updated can improve performance, add new features, and resolve potential bugs.
- **Environmental Conditions:** Avoid exposing the unit to extreme temperatures or direct sunlight for prolonged periods when the vehicle is parked.
- **Cable Connections:** Ensure all cables remain securely connected. Loose connections can lead to intermittent functionality or poor performance.

TROUBLESHOOTING

This section addresses common issues you might encounter with your Roinvou Android Car Stereo. If the problem persists, please contact customer support.

A/C Control or Seat Heating Not Working

- **Check Canbus Wiring:** Ensure the Canbus wiring harness is correctly and securely connected.
- **Verify Canbus Settings:** Navigate to the unit's settings and confirm that the Canbus brand and model are accurately selected for your Ford Mustang (2010-2014). Incorrect settings are a common cause for these issues.

Delayed Button Response or Lag

- **Restart the Unit:** A simple restart can often resolve temporary software glitches causing lag.
- **Close Background Apps:** Too many applications running in the background can consume system resources and slow down performance. Close unnecessary apps.
- **Check for Updates:** Ensure your system software is up to date. Performance improvements are often included in software updates.

CarPlay/Android Auto Connectivity Issues

- **Verify Connection Method:** Ensure you are using the correct connection method (Bluetooth for wireless, original USB cable for wired).
- **Disable WiFi for Setup:** When configuring WiFi for the radio, it is recommended to temporarily disable or disconnect CarPlay from your phone, as it may interfere with the WiFi connection process.
- **Check Phone Settings:** Ensure CarPlay/Android Auto is enabled on your phone and that the phone is discoverable via Bluetooth or USB.
- **Try Different USB Port/Cable:** If using a wired connection, try a different USB port on the unit or a different USB cable.

No Official Product Videos Found

No official product videos from the seller were found in the provided data. For visual guides or demonstrations, please refer to the manufacturer's official website or support channels.

WARRANTY AND SUPPORT

Your Roinvou Android Car Stereo is sold and fulfilled by Roinvou. For any product-related inquiries, technical support, or warranty claims, please contact the seller directly.

Contacting Support

You can typically reach Roinvou customer support through the platform where you purchased the product. Look for an "Ask a question" link on the seller's page or product listing.

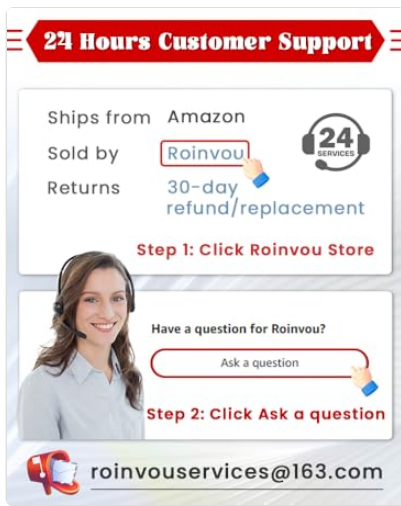


Image: Instructions on how to contact Roinvou customer support, including clicking on the Roinvou Store link and then the "Ask a question" button. An email address, roinvouservices@163.com, is also provided for direct contact.

The manufacturer, Roinvou, offers support for their products. For direct inquiries, you may also use the email: roinvouservices@163.com.

Please retain your proof of purchase for warranty purposes.