

COROS VERTIX 2S (B19S)

COROS VERTIX 2S Adventure GPS Watch User Manual

Model: VERTIX 2S (B19S)

INTRODUCTION

The COROS VERTIX 2S Adventure GPS Watch is engineered for endurance and precision in the most demanding environments. Featuring an impressive battery life, advanced GPS navigation with global offline maps, and comprehensive health monitoring capabilities, this watch is designed to be your reliable companion for multi-day adventures, intense training, and everyday use. Its robust construction with a scratch-resistant sapphire screen and PVD-coated titanium bezel ensures durability. This manual provides essential information for setting up, operating, maintaining, and troubleshooting your VERTIX 2S watch.

SETUP

What's in the Box

- COROS VERTIX 2S Sports Watch x 1
- Charging Cable x 1
- Nylon Band x 1
- Silicone Band x 1
- Instruction Manual (this document)

WHAT'S IN THE BOX

COROS VERTIX 2S x 1

Charging Cable x 1

Nylon Band x 1

Silicone Band x 1



Figure 1: Included components in the COROS VERTIX 2S packaging. The box contains the watch, a charging cable, and both nylon and silicone bands.

Initial Charging and Power On

1. Connect the charging cable to the back of the COROS VERTIX 2S watch.
2. Plug the USB end of the cable into a power source (e.g., computer USB port, USB wall adapter).
3. Allow the watch to charge fully before first use. The battery icon on the screen will indicate charging status.
4. Once charged, press and hold the top right button (Digital Dial) to power on the watch.

Pairing with the COROS App

1. Download the COROS app from your smartphone's app store (available for iOS and Android).
2. Open the COROS app and create an account or log in.
3. Follow the on-screen instructions in the app to add a new device. Select the COROS VERTIX 2S.
4. The app will guide you through the pairing process, which typically involves confirming a code displayed on both the watch and the phone.
5. Once paired, the watch will sync data with the app, allowing you to customize settings, view activity data, and manage maps.

OPERATING YOUR WATCH

Controls and Navigation

The COROS VERTIX 2S features intuitive controls designed for ease of use in various conditions, including when wearing gloves.

- **Digital Dial:** Located on the top right, this large, textured dial can be rotated to scroll through menus and data screens, and pressed to select options or confirm actions.
- **Back Button:** Located below the Digital Dial, this button is used to go back to the previous screen or menu.
- **Touchscreen:** The 1.4-inch sapphire glass display supports touch input for navigating menus, swiping through data, and interacting with maps.



Figure 2: The large digital dial and tactile buttons allow for easy operation even when wearing thick gloves, ensuring functionality in all conditions.

Daily Activity Tracking

Your VERTIX 2S continuously tracks daily metrics to provide insights into your activity levels.

- **Steps:** Records your total steps throughout the day.
- **Calories:** Estimates calories burned based on your activity and personal data.
- **Active Minutes:** Tracks time spent in moderate to vigorous activity.

Health Monitoring

The watch is equipped with a next-gen optical sensor for accurate health data.

- **Heart Rate Monitoring:** Provides continuous heart rate tracking for precise training and recovery data. View real-time heart rate and historical trends in the COROS app.
- **Stress Analysis:** Monitors your stress levels throughout the day, offering insights into your physical and mental well-being.
- **Sleep Tracking:** Automatically tracks your sleep quality, including sleep stages (light, deep, REM) and duration. Access detailed sleep reports in the COROS app.
- **Overnight HRV:** Monitors Heart Rate Variability during sleep to assess recovery and readiness for training.



NEXT-GEN OPTICAL SENSOR

Accurate Heart Rate Tracking for Precise Training & Recovery Data

Figure 3: The next-gen optical sensor on the back of the watch provides accurate heart rate tracking and other vital health data.

GPS Navigation and Route Planning

Navigate confidently with advanced GPS features and global offline maps.

- **Pin-Point GPS Accuracy:** Dual-frequency GPS technology ensures precise location data even in challenging terrains like mountains or narrow canyons.
- **Global Offline Maps:** Pre-loaded global maps allow for on-wrist navigation without a phone connection.
- **Route Planner:** Create, follow, and return along your path directly from the watch or via the COROS app.
- **Navigation Mirroring:** Follow complex routes from your phone with real-time mirroring on your watch.

STAY ON TRACK

Effortless Navigation Supported by
Global Offline Maps & Phone Mirroring



Figure 4: Effortless navigation is supported by global offline maps and phone mirroring, keeping you on track during adventures.

Music Playback

Store and play music directly from your watch.

- The VERTIX 2S offers 32GB of internal storage for music files.
- Connect Bluetooth headphones to the watch for untethered audio during workouts or activities.

KEY FEATURES

Product Overview Video

Your browser does not support the video tag.

Video 1: Official overview of the COROS VERTIX 2S GPS Adventure Watch, showcasing its design, features, and capabilities. (Duration: 1 minute 14 seconds)

Exceptional Battery Life

The VERTIX 2S is designed for extended use, offering industry-leading battery performance:

- Up to 40 days of regular daily use.
- Up to 118 hours of full GPS tracking.
- Up to 73 hours with all systems GPS.
- Up to 43 hours with dual-frequency GPS.



Figure 5: The VERTIX 2S offers impressive battery life, supporting extended adventures with up to 40 days of regular use or 118 hours of full GPS tracking.

Robust Construction

Built to withstand the harshest conditions, the VERTIX 2S features premium materials:

- **Scratch-Resistant Sapphire Screen:** Provides superior durability and clarity.
- **PVD-Coated Titanium Bezel:** Enhances resistance to wear and corrosion.
- **Water Resistance:** Rated for 10 ATM (100 meters), suitable for open water activities.



Figure 6: Constructed with Grade 5 Titanium and Sapphire Glass, the VERTIX 2S is built to be tough and withstand harsh environments.

Environmental Readiness

Stay prepared and informed with critical alerts and modes:

- **Nutrition Alert:** Reminders for hydration and fueling during long activities.
- **Storm Alert:** Notifies you of significant barometric pressure drops indicating potential weather changes.
- **Safety Alert:** Provides critical warnings for various outdoor conditions.
- **Altitude Mode:** Specialized mode for high-altitude activities.
- **Night Mode:** Optimizes display for low-light conditions.

STAY SAFE IN WILDERNESS

Stay Prepared, Informed & Safe



SUN
MOVEMENTS



NUTRITION
ALERT



SAFETY
ALERT



STORM
ALERT



NIGHT
MODE



ALTITUDE
MODE

Figure 7: The watch provides essential alerts and modes to help you stay prepared, informed, and safe in the wilderness.

MAINTENANCE

Cleaning Your Watch

Regular cleaning helps maintain the performance and appearance of your COROS VERTIX 2S.

- Wipe the watch and bands with a soft, damp cloth after each use, especially after workouts or exposure to sweat, dirt, or saltwater.
- For deeper cleaning, use mild soap and water, then rinse thoroughly with fresh water. Ensure the watch is completely dry before charging or storing.
- Avoid using harsh chemicals, abrasive cleaners, or solvents as they may damage the watch's finish or components.

Charging Guidelines

To ensure optimal battery life and safe charging:

- Always use the original COROS charging cable provided with your watch.

- Charge the watch in a dry, well-ventilated area.
- Avoid exposing the charging port or cable to moisture.
- Do not attempt to charge the watch if the charging port or cable is damaged.

TROUBLESHOOTING

Common Issues and Solutions

- **Watch Not Powering On:** Ensure the watch is fully charged. If the battery is completely depleted, it may take a few minutes on the charger before the screen responds. Try holding the Digital Dial for 10-15 seconds.
- **GPS Signal Acquisition Issues:** Ensure you are in an open area with a clear view of the sky. Syncing your watch with the COROS app regularly can update satellite data, improving acquisition speed.
- **Inaccurate Heart Rate Readings:** Ensure the watch is worn snugly on your wrist, about two finger-widths above your wrist bone. Clean the optical sensor regularly.
- **Connectivity Problems (Bluetooth/Wi-Fi):** Ensure Bluetooth is enabled on your phone and the watch is within range. Restart both the watch and your phone. For Wi-Fi, ensure the network is 2.4GHz and has a strong signal.
- **Battery Draining Quickly:** Check for excessive use of power-intensive features like continuous GPS tracking or frequent backlight activation. Adjust settings in the COROS app to optimize battery life. Ensure firmware is up to date.

Firmware Updates

Regular firmware updates are released to improve performance, add new features, and fix bugs. Ensure your watch is connected to the COROS app and has sufficient battery life to receive updates.

SPECIFICATIONS

Feature	Detail
Model Number	B19S
Item Weight	8.8 ounces
Product Dimensions	4.13 x 4.13 x 4.13 inches
Display Size	1.4 Inches
Screen Material	Sapphire Glass
Bezel Material	PVD-Coated Titanium
Water Resistance	10 ATM (100 meters)
Battery Type	1 Lithium Polymer battery (included)
Connectivity	Bluetooth
GPS Technology	Dual-frequency GPS
Internal Storage	32GB (for music, maps)
Sensors	Next-Gen Optical Heart Rate, Barometric Altimeter, Accelerometer, Gyroscope, Pulse Oximeter

WARRANTY AND SUPPORT






Product Warranty

The COROS VERTIX 2S Adventure GPS Watch comes with a 2-year manufacturer's warranty. This warranty covers defects in materials and workmanship under normal use. Please retain your proof of purchase for warranty claims.

Customer Support

For technical assistance, troubleshooting, or warranty inquiries, please contact COROS Wearables customer support. You can find contact information on the official COROS website or through the COROS app. Visit the official COROS Store for more information and resources: [COROS Store on Amazon](#)

Related Documents - VERTIX 2S (B19S)

	<p>COROS Quick Start Guide: Get Started with Your Smartwatch</p> <p>A concise guide to downloading the COROS app, creating your account, powering on your device, and pairing it with the app for warranty and safety information.</p>
	<p>COROS Smartwatch Quick Start Guide</p> <p>Get started with your COROS smartwatch. This guide covers downloading the COROS app, creating an account, powering on your device, pairing it with your phone, and important safety and regulatory information.</p>
	<p>COROS Heart Rate Monitor Quick Start Guide</p> <p>Get started quickly with your COROS Heart Rate Monitor. This guide covers setup, wearing, pairing with the COROS app and watch, connecting to other devices, and charging.</p>
	<p>COROS Heart Rate Monitor User Guide - Setup, Usage, and Warranty Information</p> <p>Comprehensive user guide for the COROS Heart Rate Monitor, covering connection, battery checking, usage, limited warranty, returns, charging specifications, and important warnings. Learn how to set up and use your COROS Heart Rate Monitor effectively.</p>
	<p>COROS Heart Rate Monitor Quick Start Guide</p> <p>A quick start guide for the COROS Heart Rate Monitor, covering setup, wearing, app connection, watch connection, third-party device connection, and charging. Learn how to get started with your COROS HRM.</p>

