

manuals.plus /

› [Fire-Boltt](#) /

› [Fire-Boltt Assault Rugged Smartwatch User Manual](#)

Fire-Boltt BSW172

Fire-Boltt Assault Rugged Smartwatch User Manual

Model: BSW172

1. INTRODUCTION

Welcome to the Fire-Boltt Assault Rugged Smartwatch user manual. This guide provides essential information for the safe and effective use of your new smartwatch. Please read this manual thoroughly before operating the device.



Image 1.1: Fire-Boltt Assault Rugged Smartwatch overview.

2. WHAT'S IN THE BOX

Verify that all items are present in the packaging:

- 1 x Fire-Boltt Assault Smartwatch
- 1 x Charging Cable
- 1 x Warranty Card

3. SETUP GUIDE

3.1. Charging the Smartwatch

Before initial use, fully charge your smartwatch.

1. Connect the charging cable to the charging port on the back of the smartwatch.
2. Connect the other end of the charging cable to a USB power adapter (not included) or a computer's USB port.
3. The watch display will indicate charging status. Allow approximately 2-3 hours for a full charge.



Image 3.1: Smartwatch side view highlighting buttons and battery capacity.

3.2. Powering On/Off

- **To Power On:** Press and hold the power button (usually the top right button) until the Fire-Boltt logo appears.
- **To Power Off:** Press and hold the power button, then select "Power Off" on the screen.

3.3. App Installation and Pairing

To unlock full functionality, pair your smartwatch with the official Fire-Boltt application on your smartphone.

1. Download the Fire-Boltt app from your smartphone's app store (Google Play Store for Android, Apple App Store for iOS).
2. Ensure Bluetooth is enabled on your smartphone.

3. Open the Fire-Boltt app, create an account or log in.
4. Follow the in-app instructions to search for and connect to your Fire-Boltt Assault smartwatch.
5. Confirm the pairing request on both your smartphone and smartwatch.

4. OPERATING INSTRUCTIONS

4.1. Display and Navigation

The Fire-Boltt Assault features a 1.5-inch HD IPS full-touch display with a resolution of 360x360 pixels.

- **Swipe Up/Down:** Access quick settings or notifications.
- **Swipe Left/Right:** Navigate through widgets and main features.
- **Tap:** Select an item or open an application.
- **Press Side Buttons:** Use for power on/off, returning to the home screen, or accessing specific functions as configured.

38.1mm (1.5 inch)
Full Touch Display

360*360 PIXELS RESOLUTION

6000 NITS BRIGHTNESS



38.1mm
DISPLAY

Image 4.1: Smartwatch display details.

4.2. Bluetooth Calling

Once paired with your smartphone, you can make and receive calls directly from your smartwatch.

- Ensure Bluetooth calling is enabled in the smartwatch settings and the companion app.
- Access the dialer or call log from the watch interface to initiate calls.
- Answer incoming calls by tapping the green icon on the watch screen.



Image 4.2: Smartwatch features overview, including Bluetooth Calling.

4.3. Health Monitoring

The smartwatch tracks various health metrics to help you monitor your well-being.

- **Heart Rate Tracking:** Monitors your heart rate throughout the day.
- **SpO2 Monitoring:** Measures blood oxygen saturation levels.

- **Sleep Monitoring:** Analyzes your sleep patterns (deep sleep, light sleep, awake time).
- **Steps & Calories:** Tracks your daily steps and estimated calorie burn.

Note: This device is not a medical device. Health data is for reference only and should not be used for medical diagnosis or treatment.



Image 4.3: Health monitoring features.

4.4. Sports Modes

The smartwatch supports over 100 sports modes for tracking various physical activities.

- Select your desired sport from the "Sports" menu on the watch.
- The watch will record duration, heart rate, calories burned, and other relevant metrics.
- Review your activity data in the companion app for detailed analysis.



Image 4.4: Inbuilt Compass and Sports Modes.

4.5. Smart Notifications

Receive notifications for calls, messages, and app alerts directly on your wrist.

- Enable app notifications in your smartphone's settings and the Fire-Boltt app.
- Swipe down on the watch face to view recent notifications.

Smart Notifications



Image 4.5: Smart Notifications display.

4.6. Additional Smart Features

- **Voice Assistant:** Access your smartphone's voice assistant directly from the watch.
- **Music Control:** Control music playback on your smartphone (play, pause, skip tracks).
- **Camera Control:** Use the watch as a remote shutter for your smartphone camera.
- **Reminders:** Set hydration and sedentary reminders to maintain healthy habits.
- **Tools:** Access alarm, timer, and stopwatch functions.

Smart Features



Image 4.6: Additional Smart Features.

5. MAINTENANCE

- **Cleaning:** Wipe the watch and strap regularly with a soft, dry cloth. For stubborn dirt, use a slightly damp cloth and mild soap, then dry thoroughly.
- **Water Resistance:** The smartwatch has an IP68 rating, meaning it is resistant to dust and can withstand immersion in water up to 1.5 meters for up to 30 minutes. Avoid hot water, steam, or prolonged submersion.
- **Charging Port:** Keep the charging contacts clean and dry to ensure proper charging.
- **Storage:** Store the smartwatch in a cool, dry place when not in use.

6. TROUBLESHOOTING

- **Watch not turning on:** Ensure the watch is fully charged. Connect it to the charger for at least 30 minutes.
- **Cannot pair with smartphone:**

- Ensure Bluetooth is enabled on your phone.
 - Make sure the watch is within range of your phone.
 - Restart both the watch and your phone.
 - Try unpairing and re-pairing through the Fire-Boltt app.
- **Inaccurate health data:**
 - Ensure the watch is worn snugly on your wrist, not too tight or too loose.
 - Clean the sensor on the back of the watch.
 - Avoid excessive movement during measurements.
 - **Short battery life:**
 - Reduce screen brightness.
 - Limit frequent heart rate monitoring or GPS usage (if applicable).
 - Turn off unnecessary notifications.
 - Ensure the watch is fully charged each time.

7. SPECIFICATIONS

Feature	Detail
Brand	Fire-Boltt
Model Number	BSW172
Display Size	1.5 Inches (38.1mm)
Display Resolution	360x360 pixels
Battery Capacity	600 mAh
Battery Life	7-10 days (regular use), up to 30 days (standby)
Wireless Type	Bluetooth
Water Resistance	IP68 Rating
Item Weight	80 g
Included Components	Smartwatch, Charging Cable, Warranty Card

8. WARRANTY AND SUPPORT

8.1. Warranty Information






Your Fire-Boltt Assault Smartwatch comes with a warranty. Please refer to the included Warranty Card for detailed terms, conditions, and duration of the warranty. Keep your purchase receipt as proof of purchase.

8.2. Customer Support

For further assistance, technical support, or warranty claims, please visit the official Fire-Boltt website or contact their customer service.

Official Website: www.fireboltt.com

Related Documents - BSW172

 <p>BSW002 Smart Watch User Manual</p>	<p>FIRE BOLT TT BSW002 Smartwatch User Manual - Setup and Guide</p> <p>Comprehensive user manual for the FIRE BOLT TT BSW002 Smartwatch, covering setup, features, operation, troubleshooting, and specifications. Learn how to connect, use, and maintain your smartwatch.</p>
 <p>Fire-Boltt Invincible Smartwatch FAQs and Information</p>	<p>Fire-Boltt Invincible Smartwatch FAQs and Information</p> <p>Frequently asked questions and detailed information about the Fire-Boltt Invincible smartwatch, covering its features, compatibility, battery life, syncing capabilities, app usage, health tracking, and more.</p>
 <p>Smart Watch User Manual</p>	<p>Fire-Boltt FB BGS003 Smart Watch User Manual</p> <p>Comprehensive user manual for the Fire-Boltt FB BGS003 Smart Watch, covering setup, app connection with Da Fit, Bluetooth calling, notification management, health tracking features (heart rate, SpO2, sleep, steps), exercise modes, battery advisory, charging, navigation, and settings.</p>
 <p>Smart Watch User Manual</p>	<p>Fire-Boltt FB BGS001 Smart Watch User Manual and Guide</p> <p>Comprehensive user manual for the Fire-Boltt FB BGS001 Smart Watch, covering setup, connection with Da Fit App, Bluetooth calling, notifications, battery advisory, functions navigation, touch button operations, wearing and charging, and detailed feature explanations.</p>
 <p>Smart Watch User Manual</p>	<p>Fire-Boltt 128 Smart Watch User Manual and Guide</p> <p>Comprehensive user manual for the Fire-Boltt 128 Smart Watch, covering setup, app connection, Bluetooth calling, fitness tracking, notifications, and settings.</p>

FIRE/BOLTT



**BSW001
Smart Watch
User Manual**

[Fire-Boltt BSW001 Smart Watch User Manual: Features, Setup, and Connectivity](#)

Comprehensive user manual for the Fire-Boltt BSW001 Smart Watch. Covers watch functions, navigation, button operations, charging, app connection via Da Fit App, notifications, workout modes, settings, and daily maintenance.