

FLEXTAIL MR-01NR220630

FLEXTAIL Max Repel Portable Electric Mosquito Repeller

USER MANUAL

1. Introduction

The FLEXTAIL Max Repel Portable Electric Mosquito Repeller is designed to provide effective mosquito protection for outdoor activities. Featuring advanced heating technology and a compact, rechargeable design, it offers a reliable solution for campers, hikers, and outdoor enthusiasts. This manual provides essential information for the safe and efficient use of your device.



Image: The FLEXTAIL Max Repel device, showcasing its compact design and the invisible protective zone it creates against mosquitoes.

2. Safety Information and Warnings

Please read all safety instructions before operating the device to ensure proper use and prevent damage or

injury.

- **Repellent Pads Not Included:** This package does not include mosquito repellent pads. Compatible pad size: 0.86" x 1.37" x 0.11" (22mm x 35mm x 2.8mm).
- **Placement:** For optimal performance, place the repeller in the center of the desired protection zone. If windy, position the repeller upwind of your location.
- **Operation:** Do not cover the repeller while it is in use.
- **Coverage:** For larger areas, insert two repellent mats or use multiple repellers.
- **Water Exposure:** Keep the device away from water during use.
- **Ventilation:** Do not use in a closed room or in a tent where air is not flowing, as this can lead to a buildup of repellent vapor.
- **No Open Flame:** The device operates without an open flame.
- **Chemical Exposure:** Avoid direct skin contact with the repellent chemicals.

How to use FLEXTAIL mosquito repeller



Insert 1-2 mosquito repellent tablets into the dual-heating electronic repellent.



Double-click the switch to activate the FLEXTAIL REPELLER. Give it 5-10 minutes to fully establish the protection zone.



When finished, one-click the switch again to turn off the repeller. Make sure to let it cool down completely before handling or storing.

Image: A visual summary of important warnings and usage guidelines for the mosquito repeller.

3. Package Contents

Verify that all items are present in your package:

- 1 x FLEXTAIL Max Repel Portable Electric Mosquito Repeller
- 1 x Type-C Charging Cable
- 1 x User Manual
- Product Box

Note: Repellent pads are sold separately.

Products & Accessories

MAX REPELLER S



TYPE-C Cable



Manual



Product box



Please note

Your order may arrive in either our classic packaging or our refreshed new packaging. Rest assured, the product inside remains the same high quality you trust. Enjoy your purchase!

Image: An illustration of the items included in the product packaging.

4. Setup

4.1 Charging the Device

The Max Repel features a built-in 9600mAh rechargeable battery. Before first use, or when the battery indicator shows low charge, connect the device to a power source using the provided Type-C charging cable. The power indicator lights will show charging progress.

9600mAh Extended Battery Life

Doubles as outdoor emergency power supply



Image: The repeller charging a smartphone, demonstrating its dual functionality as an emergency power source.

4.2 Inserting Repellent Pads

To activate the mosquito repellent function, insert one or two compatible repellent pads into the designated slots on the device. Ensure the pads are correctly seated for optimal heating and vapor dispersion.

I battery 9600mAh with Emergency Power Supply

Built-in 9600mAh high capacity lithium-ion battery, you can use it as an emergency power supply, two modes can use 7-19h, extend outdoor mosquito repellent time.

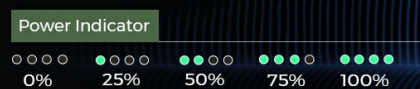


Image: Visual instructions on inserting repellent pads and operating the device.

5. Operating Instructions

5.1 Powering On/Off and Mode Selection

1. **To Activate:** Double-click the power button for 2 seconds to turn on the repeller. Allow 5-10 minutes for the device to reach optimal temperature and establish the protection zone.
2. **To Switch Modes:** Once activated, single-click the power button to switch between Camp Mode and Outdoor Mode.
3. **To Turn Off:** When finished, single-click the power button again to turn off the repeller. Ensure the device has cooled down completely before handling or storing.

5.2 Repellent Modes

The Max Repel offers two distinct modes for varying protection needs:

- **Camp Mode (Green Light):** Provides a protection range of up to 10 feet. Ideal for smaller, more contained areas, offering 13-19 hours of continuous use.
- **Outdoor Mode (Red Light):** Provides a wider protection range of up to 30 feet. Suitable for open outdoor environments, offering 7-12 hours of continuous use.

Two Mosquito Repellent Modes

Double-click to open, single-click to switch mode/close

CAMPING MODE

10 FT

13~19H use time

OUTDOOR MODE

30 FT

7~12H use time

Image: A visual comparison of the coverage and duration for Camp Mode and Outdoor Mode.

5.3 Emergency Power Supply

The built-in 9600mAh battery can also serve as an emergency power bank. Connect your mobile devices, wireless headsets, or other USB gadgets to the repeller using a compatible USB cable to charge them outdoors. Charging times will vary depending on the device being charged.

6. Maintenance

6.1 Repellent Pad Replacement

Replace repellent pads when their color fades or after the recommended usage time. Ensure the device is cool before removing and inserting new pads.

6.2 Cleaning

Wipe the exterior of the device with a soft, dry cloth. Do not use abrasive cleaners or immerse the device in water.

7. Troubleshooting

If you encounter issues with your Max Repel device, refer to the following common problems and solutions:

Problem	Possible Cause	Solution
Device does not turn on.	Low battery; incorrect button press.	Charge the device fully. Ensure you double-click the power button for 2 seconds to activate.
Mosquitoes are still present.	Repellent pad exhausted; device not at optimal temperature; incorrect mode for area size; windy conditions; device covered.	Replace repellent pad. Allow 5-10 minutes for heating. Switch to Outdoor Mode for larger areas. Place device upwind. Ensure device is uncovered.
Repellent pads do not fit or are difficult to insert.	Incorrect pad size.	Ensure pads are 0.86" x 1.37" x 0.11". Trim larger pads if necessary.
Heating element not working.	Device malfunction.	Ensure device is charged and properly activated. If issue persists, contact customer support.

8. Specifications

Feature	Detail
Brand	FLEXTAIL
Model Number	MR-01NR220630
Color	Green



Feature	Detail
Product Dimensions	3"L x 1.9"W x 7.8"H
Item Weight	9.1 ounces
Battery	9600mAh Lithium Ion (included)
Heating Temperature	Up to 329°F (165°C)
Protection Range (Outdoor Mode)	30 feet
Protection Range (Camp Mode)	10 feet
Run Time (Outdoor Mode)	7-12 hours
Run Time (Camp Mode)	13-19 hours
Emergency Power Supply	Yes (USB output)


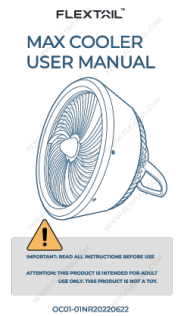
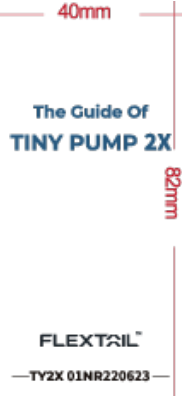

9. Warranty and Support

For warranty information and customer support, please refer to the documentation included with your purchase or visit the official FLEXTAIL website. Keep your purchase receipt as proof of purchase for any warranty claims.

© 2024 FLEXTAIL. All rights reserved.

Related Documents - MR-01NR220630

	<p>FLEXTAIL Light Repel User Guide: Mosquito Repellent Device Instructions & Safety</p> <p>Comprehensive user guide for the FLEXTAIL Light Repel mosquito repellent device. Learn about product features, setup, usage, safety precautions, troubleshooting, and warranty information.</p>
	<p>Flextail Max Repel S User Guide and Instructions</p> <p>Comprehensive user guide for the Flextail Max Repel S, detailing product introduction, specifications, operating instructions, charging, power indicators, warnings, storage, and after-sales policy.</p>

	<p>Flextail Tiny Repel User Guide - Mosquito Repellent and Light</p> <p>Comprehensive user guide for the Flextail Tiny Repel, detailing its features, operation, safety precautions, and warranty information. Learn how to use the mosquito repellent and lighting functions effectively.</p>
	<p>FLEXTAIL MAX COOLER User Manual: Portable Fan, Lantern & Mosquito Repellent</p> <p>Comprehensive user manual for the FLEXTAIL MAX COOLER, detailing its features as a portable fan, camping lantern, mosquito repellent, and power bank. Includes setup, operation, troubleshooting, and warranty information.</p>
	<p>Flextail Tiny Pump 2X User Guide</p> <p>Comprehensive guide for the Flextail Tiny Pump 2X, covering product features, usage instructions, troubleshooting, and warranty information.</p>
	<p>FLEXTAIL TINY PUMP 2X User Manual: Features, Operation, and Specifications</p> <p>Comprehensive guide to the FLEXTAIL TINY PUMP 2X, covering product introduction, nozzle usage, inflation, vacuum storage, lantern mode, magnetic function, indicator status, specifications, warnings, and warranty information.</p>