

Manuals+

[Q & A](#) | [Deep Search](#) | [Upload](#)

manuals.plus /

› [TORRAS](#) /

› [TORRAS MiniMag Power Bank User Manual](#)

TORRAS MS19

TORRAS MiniMag Power Bank User Manual

Model: MS19 | Brand: TORRAS

1. INTRODUCTION AND OVERVIEW

The TORRAS MiniMag Power Bank is an ultra-slim, lightweight, and highly portable wireless charger designed to provide convenient power on the go. Featuring a 5,000mAh capacity and MagSafe compatibility, it offers fast and efficient charging for your devices without the need for cables. Its compact design ensures it fits seamlessly into your daily life, whether in your pocket or bag.



Image: The TORRAS MiniMag Power Bank, highlighting its slim, swift, and superior design.

2. WHAT'S IN THE BOX

- 1 x 5000mAh Magnetic Power Bank
- 1 x USB-C Charging Cable
- 1 x User Manual
- 18-Month Warranty + Lifetime Support Information

3. PRODUCT FEATURES

- **Ultra-Compact & Lightweight:** Measuring just 0.3 inches thin and weighing 4 ounces, this power bank is designed for extreme portability. It is almost unnoticeable when attached to your phone, making it ideal for carrying in a pocket or bag.



Image: The TORRAS MiniMag Power Bank demonstrating its ultra-slim profile, thinner than a stack of playing cards.

- **Super Fast Charging:** Equipped with an advanced lithium-polymer battery and NTC temperature control chip, the power bank can charge compatible phones up to 100% in approximately 2 hours. It supports 18W wired charging via USB-C and 7.5W wireless charging.

Fast Charging Made Effortless

Enhanced Charging Efficiency with
Lithium Polymer Battery and NTC Temperature Control Chip



**5-Minute Charge
1-Hour Call**

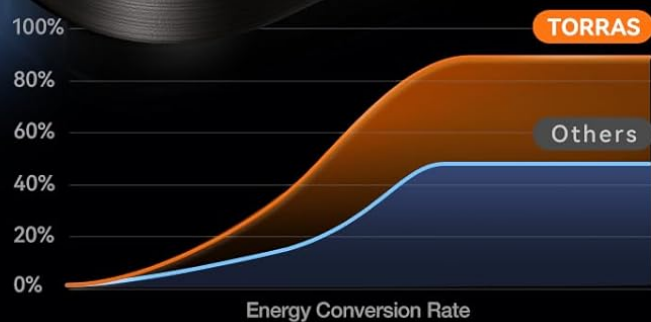


Image: A visual representation of the TORRAS MiniMag Power Bank's fast charging capability, showing a quicker charge rate than competitor products.

- **Magnetic Charging, Easy to Use:** The magnetic function allows for effortless attachment to MagSafe-compatible iPhones, initiating charging automatically without the need for cables.

Snap & Charge Anywhere

Enjoy effortless charging on the go with a simple snap



Image: A hand demonstrating the magnetic attachment of the TORRAS MiniMag Power Bank to an iPhone, emphasizing its "Snap & Charge Anywhere" feature.

- **Long-Lasting Durability & Full Protection:** Built with Tesla's lithium-polymer battery technology, the power bank is designed for durability, enduring over 500 charging cycles without significant aging for up to 3 years. Advanced safety features include NTC temperature control and overcharge protection, ensuring safe charging for your device.

Long-lasting Battery Life

Tesla-grade cells endure over 500 charging cycles
reaching 100% in just 2 hours



Image: An exploded view of the power bank's internal components, illustrating its long-lasting battery life and advanced technology.

- **Heat Dissipation System:** Utilizes VC Copper Foil for superior heat management, contributing to phone battery longevity.

Phone Battery Longevity Guaranteed

Utilizing VC Copper Foil for superior heat management




Image: A detailed view of the power bank's internal cooling system, emphasizing NTC temperature control and VC Copper Foil for optimal battery health.

4. SETUP

4.1 Initial Charging of the Power Bank

Before first use, fully charge your TORRAS MiniMag Power Bank. Connect the provided USB-C charging cable to the power bank's USB-C port and the other end to a compatible USB power adapter (not included). The LED indicators on the side of the power bank will illuminate to show the charging progress. All four LEDs will be solid when fully charged.

4.2 Compatibility

The TORRAS MiniMag Power Bank is MagSafe-compatible and designed to work seamlessly with:

- iPhone 12/13/14/15/16 Series
- MagSafe Phone Cases
- AirPods 4/3/Pro 2

Battery Capacity	Rated Capacity
5000mAh	3000mAh
Weight:	Thickness
4.0 ounces	0.3 inches
Magnetic Force	Product Dimensions
13 Newtons	0.21 x 2.4 x 3.0 inches
Max Input:	Max Output
15W (5V/3A)	7.5W Wireless Charging 18W Wired Charging
Material	Color:
Magnesium Aluminum Alloy	Glacier Gray
Recommended Usage Scenarios: Business Travel/Daily Use/Outdoor Activities	

Image: A comprehensive compatibility chart for the power bank, detailing supported iPhone models and AirPods.

5. OPERATING INSTRUCTIONS

5.1 Charging Your Device Wirelessly

Align the TORRAS MiniMag Power Bank with the MagSafe area on the back of your compatible iPhone or MagSafe case. The magnets will snap into place, and charging will begin automatically. The LED indicators on the power bank will show its remaining charge level.

5.2 Charging Your Device with a Cable

For wired charging, connect your device's USB-C charging cable to the USB-C port on the TORRAS MiniMag Power Bank. Connect the other end of the cable to your device. Charging will commence automatically.

Wireless and Wired Options

7.5W Wireless Charging 18W Wired Charging

Image: A visual demonstrating both the wireless magnetic charging and wired USB-C charging capabilities of the power bank.

6. MAINTENANCE AND CARE

- Keep the power bank dry and away from moisture.

- Avoid exposing the device to extreme temperatures (hot or cold).
- Clean the surface with a soft, dry cloth. Do not use harsh chemicals or abrasive materials.
- Store in a cool, dry place when not in use.
- Do not attempt to disassemble, repair, or modify the device.

7. TROUBLESHOOTING

7.1 Power Bank Not Charging

- Ensure the USB-C cable is securely connected to both the power bank and the power adapter.
- Verify that the power adapter is functioning correctly and plugged into a live outlet.
- Try using a different USB-C cable or power adapter.

7.2 Device Not Charging Wirelessly

- Ensure your device is MagSafe-compatible or is using a MagSafe-compatible case.
- Check for proper alignment between the power bank and your device's MagSafe area.
- Remove any foreign objects or thick cases that might interfere with the magnetic connection.
- Ensure the power bank itself has sufficient charge.

7.3 Slow Charging

- Ensure you are using a fast-charging compatible power adapter for the power bank.
- For wired charging, use a high-quality USB-C cable.
- Wireless charging speeds can vary based on device and environmental factors.

If issues persist, please refer to the Warranty and Support section for assistance.

8. SPECIFICATIONS

Feature	Detail
Product Dimensions	4.01 x 2.5 x 0.3 inches
Item Weight	4 ounces
Item Model Number	MS19
Battery Capacity	5000 Milliamp Hours
Max Input	15W (5V/3A)
Max Output (Wireless)	7.5W Wireless Charging
Max Output (Wired)	18W Wired Charging
Material	Magnesium Aluminum Alloy
Color	Glacier Gray
Special Features	Heat Dissipation System, Slim, Fast Charging, Pocket Size, Wireless Charging
Certifications	FCC, UL, TUV, DOE, CEC, UN, RoHS



Glacier Gray

Calm. Cool. Effortlessly smart.


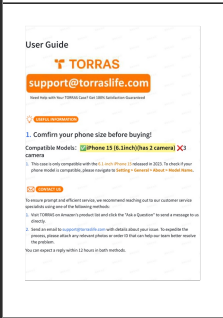
Image: A visual representation of the power bank's detailed specifications, including capacity, weight, and dimensions.





9. WARRANTY AND SUPPORT

The TORRAS MiniMag Power Bank comes with an 18-month warranty. TORRAS is committed to customer satisfaction and offers 7x24 lifetime professional support, along with free return or replacement options for any issues encountered. For support, please contact TORRAS customer service through their official channels.

The product holds various certifications including FCC, UL, TUV, DOE, CEC, UN, and RoHS, ensuring compliance with international safety and quality standards.

Related Documents - MS19

	<p>TORRAS iPhone 15 Pro Max Case: User Guide & Support</p> <p>Official guide for TORRAS iPhone 15 Pro Max cases, covering customer support, compatibility (6.7-inch iPhone 15 Pro Max, 2023), MagSafe, and detailed usage instructions for the camera kickstand.</p>
	<p>TORRAS User Guide for iPhone 15 Case</p> <p>User guide for TORRAS iPhone 15 clear case, detailing compatibility, features, and customer support contact information. Learn how to confirm your phone model and get assistance.</p>

 SAFETY MANUAL <small>Be careful to bring close to self or equipment or other people. Do not touch the battery or the case. Do not use the battery or the case in a way that is not intended. Do not use the battery or the case in a way that is not intended.</small>	<p>TORRAS PB-P101-01 Power Bank Safety Manual and Specifications</p> <p>Comprehensive safety manual and specifications for the TORRAS PB-P101-01 10000mAh Power Bank, covering LED indicators, usage precautions, battery warnings, and FCC compliance.</p>
	<p>TORRAS YTP101065D Quick Guide: Installing and Removing Your iPhone 15 Pro Case</p> <p>Concise installation and removal guide for the TORRAS YTP101065D ultra-thin phone case for iPhone 15 Pro. Learn how to easily attach and detach your MagSafe-compatible case.</p>
	<p>TORRAS iPhone 13/14 Case Compatibility and Support</p> <p>Information on ensuring your TORRAS phone case is compatible with your iPhone 13 or iPhone 14 (6.1-inch screen) and how to contact TORRAS customer support.</p>
	<p>TORRAS PB12 Power Bank User Manual - FCC Compliance & Operation</p> <p>Comprehensive user manual for the TORRAS PB12 Power Bank, covering FCC compliance, labeling requirements, interference guidelines, and RF exposure statements.</p>