

CrossBeats Sonic 3

CrossBeats Sonic 3 TWS Ear Buds User Manual

Model: Sonic 3

1. INTRODUCTION

Welcome to the CrossBeats Sonic 3 TWS Ear Buds user manual. This guide provides comprehensive instructions for setting up, operating, maintaining, and troubleshooting your new ear buds. Please read this manual carefully to ensure optimal performance and longevity of your device.



Image: The CrossBeats Sonic 3 TWS Ear Buds in their open charging case, showcasing the sleek black design.

Video: An overview of the CrossBeats Sonic 3 TWS Ear Buds, highlighting key features such as lightweight design, Hybrid ANC, MEMSensing Mic, 13mm Graphene Drivers, IPX5 water resistance, colored LED lights, Hall Switch enabled instant pairing, 40ms low latency, and 60 hours playtime.

2. WHAT'S IN THE BOX

Upon opening your CrossBeats Sonic 3 package, you should find the following items:

- 1x Charging Station (Charging Case)
- 1x USB Type-C Charging Cable
- 1x User Manual
- 1x Warranty Card
- Multiple pairs of Ear Cushions (various sizes)

Video: An unboxing demonstration of the CrossBeats Sonic 3 TWS Ear Buds, showing the contents of the retail package including the ear buds, charging case, charging cable, warranty card, and ear cushions.

3. SETUP

3.1 Initial Charge

1. Place both ear buds into the charging case.
2. Connect the USB Type-C charging cable to the charging port on the case and to a power source.
3. The LED indicator on the charging case will illuminate to show charging status. Allow approximately 2 hours for a full charge.

3.2 Pairing with a Device

The CrossBeats Sonic 3 features Hall Switch Enabled instant pairing for convenience.

1. Ensure the ear buds are charged.
2. Open the charging case. The ear buds will automatically enter pairing mode.
3. On your device (smartphone, tablet, laptop), go to Bluetooth settings.
4. Search for available devices and select "CB-Sonic" or "CrossBeats Sonic 3" from the list.
5. Once connected, a confirmation sound will play, and the LED indicator on the ear buds may change.

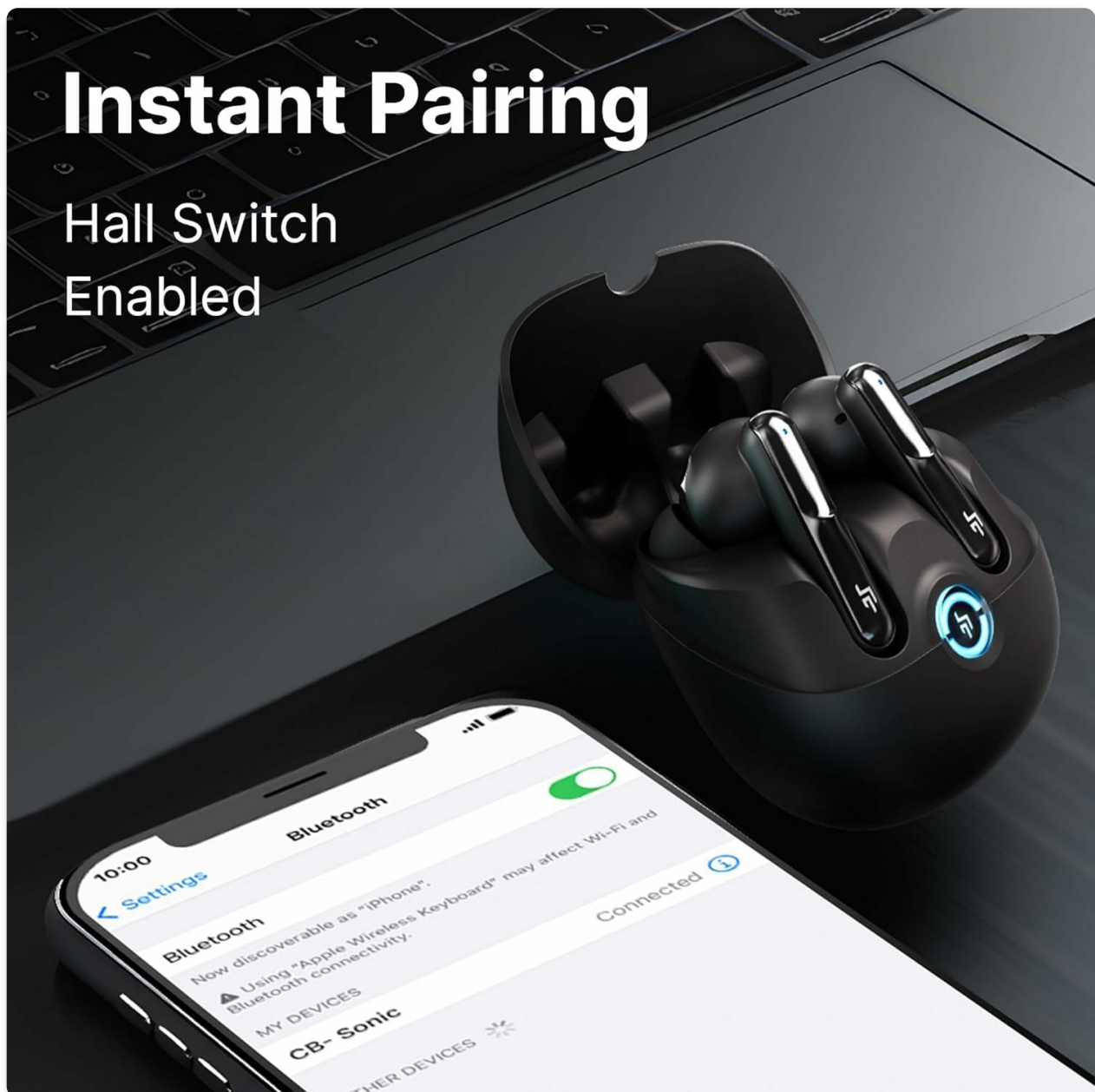


Image: A smartphone displaying Bluetooth settings, connected to the CrossBeats Sonic 3 TWS Ear Buds,

4. OPERATING INSTRUCTIONS

The CrossBeats Sonic 3 TWS Ear Buds feature intuitive touch controls for various functions.

4.1 Power On/Off

- **Power On:** Open the charging case, and the ear buds will power on automatically. Alternatively, press and hold the touch area on both ear buds for 3 seconds.
- **Power Off:** Place the ear buds back into the charging case and close the lid. Alternatively, press and hold the touch area on both ear buds for 5 seconds.

4.2 Music Playback

- **Play/Pause:** Single tap on either ear bud.
- **Next Track:** Double tap on the right ear bud.
- **Previous Track:** Double tap on the left ear bud.
- **Volume Up:** Triple tap on the right ear bud.
- **Volume Down:** Triple tap on the left ear bud.

4.3 Call Management

- **Answer/End Call:** Single tap on either ear bud.
- **Reject Call:** Press and hold the touch area on either ear bud for 2 seconds.

4.4 Voice Assistant

- **Activate Voice Assistant:** Press and hold the touch area on either ear bud for 2 seconds (when not on a call).

4.5 Active Noise Cancellation (ANC) Control

The CrossBeats Sonic 3 features Hybrid ANC up to 30dB.

- **Toggle ANC Modes:** Press and hold the touch area on the left ear bud for 2 seconds to cycle through ANC On, Transparency Mode, and ANC Off.

4.6 Gaming Mode

Activate Gaming Mode for ultra-low 40ms latency, ideal for gaming and video synchronization.

- **Activate/Deactivate Gaming Mode:** Press and hold the touch area on the right ear bud for 2 seconds.

5. FEATURES

The CrossBeats Sonic 3 TWS Ear Buds are designed with advanced features for an enhanced audio experience:

- **Hybrid Active Noise Cancellation (ANC):** Blocks up to 30dB of ambient noise, allowing for focused listening.
- **13mm Graphene Drivers:** Delivers rich, powerful bass, vibrant mids, and clear highs for a cinematic audio experience.
- **360° Spatial Audio (3D Sonic Realm):** Provides an immersive soundstage.

- **Extended Playtime:** Up to 60 hours of total playtime with the charging case.
- **Fast Charging:** A quick 10-minute charge provides up to 200 minutes of playtime.
- **Lightweight Design:** Each ear bud weighs under 4 grams for comfortable, extended wear.
- **Hall Switch Enabled:** Ensures instant and seamless pairing with your devices.
- **Ultra-Low Latency:** 40ms latency for lag-free gaming and video synchronization.
- **IPX5 Water Resistance:** Protects against sweat, light splashes, and dust, making them suitable for workouts and outdoor activities.
- **MEMSensing Microphone:** Ensures clear call quality by reducing environmental noise.



Image: A collage showcasing various features including Hybrid ANC, 13mm Graphene Drivers, 60+ hours playtime, MEMSensing Microphone, Hall Switch Enabled, and Gaming Mode.

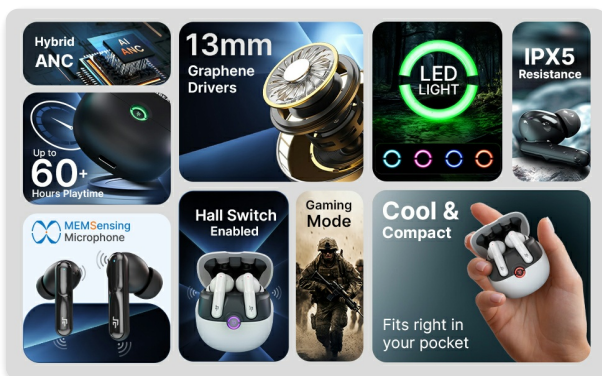


Image: A detailed collage highlighting Hybrid ANC, 13mm Graphene Drivers, LED lights, IPX5 resistance, MEMSensing Mic, Hall Switch, Gaming Mode, and the compact design.



Image: A close-up of an ear bud illustrating the Hybrid ANC technology, capable of blocking up to 30dB of noise.



Image: A diagram showing how the MEMSensing Microphone filters out wind noise, crowd noise, traffic, and loudspeaker sounds for clear communication.




Image: The ear buds and charging case highlighting the 60+ hours of playtime and the fast charging capability (10 mins charge = 100 mins play time).




Image: A man with ear buds, surrounded by a visual representation of 3D Sonic Realm audio, indicating an immersive sound experience.



Image: A visual representation of the 13mm Graphene Drivers within the ear buds, emphasizing enhanced bass and reduced noise for a concert-like experience.

6. MAINTENANCE

To ensure the longevity and optimal performance of your CrossBeats Sonic 3 TWS Ear Buds, follow these maintenance guidelines:

- **Cleaning:** Regularly clean the ear buds and charging case with a soft, dry, lint-free cloth. Do not use harsh chemicals or abrasive materials.
- **Ear Cushions:** Remove and clean the ear cushions periodically with mild soap and water. Ensure they are completely dry before reattaching.
- **Charging Contacts:** Keep the charging contacts on both the ear buds and the case clean and free of debris to ensure proper charging.
- **Storage:** When not in use, store the ear buds in their charging case to protect them from dust, damage, and to keep them charged.
- **Water Exposure:** While the ear buds are IPX5 water-resistant, avoid prolonged exposure to water or submersion. Dry them thoroughly if they get wet.
- **Temperature:** Avoid exposing the ear buds to extreme temperatures (hot or cold) as this can affect battery life and overall performance.

7. TROUBLESHOOTING

If you encounter any issues with your CrossBeats Sonic 3 TWS Ear Buds, refer to the following common problems and solutions:

Problem	Possible Solution
---------	-------------------

Problem	Possible Solution
Ear buds not pairing	<ul style="list-style-type: none">• Ensure ear buds are charged.• Place ear buds in case, close, then open to activate pairing mode.• Turn off and on Bluetooth on your device.• Forget/delete "CB-Sonic" from your device's Bluetooth list and re-pair.
No sound or low volume	<ul style="list-style-type: none">• Check device volume and ear bud volume.• Ensure ear buds are properly seated in your ears.• Try different sized ear cushions for a better seal.• Reconnect the ear buds to your device.
Charging issues	<ul style="list-style-type: none">• Ensure charging cable is securely connected.• Check if the charging port and contacts are clean.• Try a different USB Type-C cable or power adapter.
ANC not working effectively	<ul style="list-style-type: none">• Ensure ANC mode is activated (toggle using left ear bud touch control).• Adjust ear bud fit for a better seal in your ear canal.• Ensure ear buds are clean and free of debris.
Lag in gaming mode	<ul style="list-style-type: none">• Ensure Gaming Mode is activated (toggle using right ear bud touch control).• Reduce distance between ear buds and device.• Minimize interference from other wireless devices.

8. SPECIFICATIONS

Feature	Detail
Model Name	Sonic 3 (CB-Sonic)
Connectivity Technology	Wireless (Bluetooth 5.3)
Noise Control	Hybrid Active Noise Cancellation (up to 30dB)
Audio Driver Size	13mm Graphene Drivers
Audio Latency	40 Milliseconds (Gaming Mode)
Battery Life	Up to 60 Hours (with charging case)
Charging Time	Approx. 2 Hours (ear buds + case)
Fast Charging	10 minutes charge = 200 minutes playtime
Water Resistance Level	IPX5





Feature	Detail
Control Type	Touch Control
Microphone	MEMSensing Mic
Item Weight (Ear buds)	Under 4 grams per ear bud
Carrying Case Dimensions	62 x 53.8 x 30 mm
Carrying Case Weight	38.2 Grams
Compatible Devices	Cellphones, Desktops, Laptops, Tablets, Television

9. WARRANTY AND SUPPORT

Your CrossBeats Sonic 3 TWS Ear Buds come with a standard brand warranty. For detailed information regarding warranty coverage, replacement policies, and customer support, please refer to the included Warranty Card or visit the official CrossBeats website.

For additional assistance, you may also refer to the product detail page on Amazon.in or contact CrossBeats customer service directly.


Related Documents - Sonic 3

	Crossbeats Neo Buds User Manual: Features, Controls, and Charging Comprehensive user manual for Crossbeats Neo Buds wireless earbuds. Learn about pairing, controls, charging, LED indicators, and troubleshooting. Get the most out of your audio experience.
	Crossbeats Slice Quick Start Guide - User Manual Get started with your Crossbeats Slice wireless earbuds. This quick start guide provides essential information on overview, power on/off, pairing, mono mode, charging, reset, and controls for the CB-SLIDE model.
	CrossBeats Neopods 300 User Manual User manual for CrossBeats Neopods 300 wireless earbuds, covering overview, power, charging, LED indicators, pairing, controls, and reset procedures.
	Crossbeats Curv True Wireless Earbuds User Manual User manual for the Crossbeats Curv true wireless earbuds, detailing setup, pairing, controls, charging, and LED indicators.



[CrossBeats ATOM User Manual: Features, Pairing, and Controls](#)

Comprehensive user manual for the CrossBeats ATOM true wireless earbuds. Learn about features, power management, Bluetooth pairing, LED indicators, charging, reset procedures, and touch controls.



[Crossbeats Ignite Nexus Smartwatch User Manual](#)

Comprehensive user manual for the Crossbeats Ignite Nexus smartwatch, covering setup, features, charging, connectivity, and troubleshooting. Learn how to use your smartwatch for fitness tracking, notifications, and more.