

Core Innovations CC2400

Core Innovations 24" All-in-One Desktop PC User Manual

Model: CC2400

INTRODUCTION

Welcome to the user manual for your new Core Innovations 24" All-in-One Desktop PC. This guide provides essential information for setting up, operating, maintaining, and troubleshooting your device. Please read this manual thoroughly to ensure optimal performance and longevity of your PC.



The Core Innovations 24" All-in-One Desktop PC, featuring a sleek white design, a large display, and accompanying wireless keyboard and mouse.

WHAT'S INCLUDED

Verify that all items listed below are present in your package:

- Core Innovations 24" All-in-One Desktop PC
- Wireless Keyboard
- Wireless Mouse
- AC Adapter
- User Manual (this document)
- Warranty Card



The product packaging, indicating the contents and key features of the All-in-One PC.

SETUP GUIDE

1. Connecting Peripherals

Connect the wireless keyboard and mouse. Ensure batteries are inserted correctly. The PC features multiple USB ports for connecting other devices.

-  USB 2.0 Ports x 2
-  USB 3.0 Ports x 4
-  HDMI Port
-  3.5mm Headphone Jack



Detailed view of the PC's connectivity options, including 2 USB 2.0 ports, 4 USB 3.0 ports, an HDMI output, and a 3.5mm headphone jack.

- **USB Ports:** 2 x USB 2.0, 4 x USB 3.0 for connecting external devices like flash drives, printers, or additional peripherals.
- **HDMI Output:** Connect an external monitor or TV using an HDMI cable (not included).
- **3.5mm Headphone Jack:** For connecting headphones or external speakers.

2. Powering On

1. Connect the AC adapter to the power input port on the back of the PC.
2. Plug the AC adapter into a wall outlet.
3. Press the power button, typically located on the side or bottom bezel of the display.

3. Initial Windows 11 Setup

Upon first boot, the Windows 11 operating system will guide you through the initial setup process. This includes:

- Selecting your region and keyboard layout.
- Connecting to a Wi-Fi network.
- Accepting the license agreement.
- Creating or signing in with a Microsoft account.

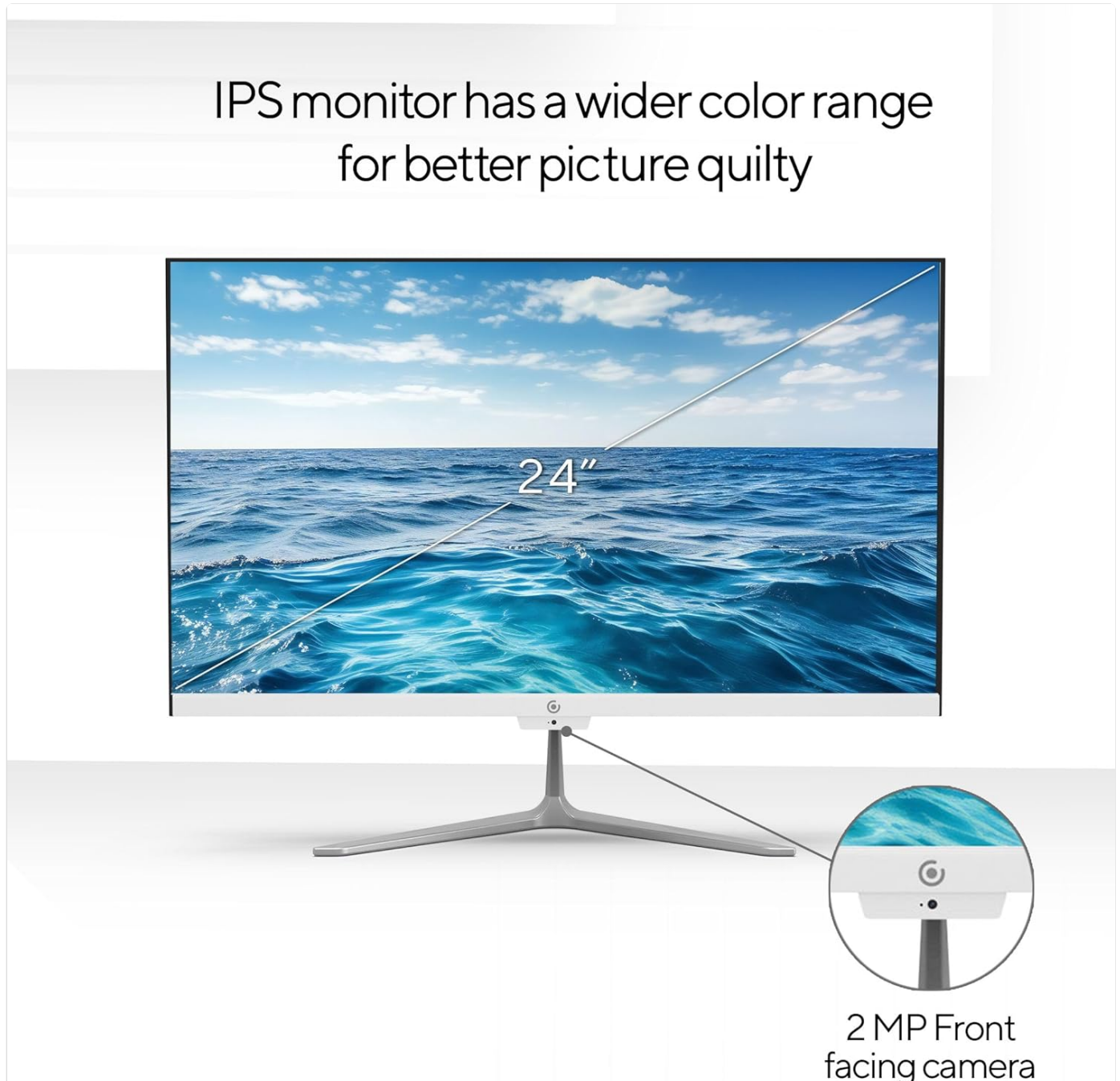
- Setting up a PIN or password.

Follow the on-screen prompts to complete the setup.

OPERATING YOUR PC

Display and Camera

Your All-in-One PC features a vibrant 24" Full HD IPS display and an integrated front-facing camera.



The 24" Full HD IPS display offers wide viewing angles and clear visuals. The 2 MP front-facing camera is integrated into the bottom bezel.

- **Display:** 24" 1920x1080 Full HD IPS display for clear and vivid visuals.
- **Front Camera:** 2 MP camera, suitable for video calls and online meetings.

Audio

The PC is equipped with built-in speakers for audio output.



2X1W BUILT-IN SPEAKERS



The rear view of the PC, highlighting the location of the 2x1W built-in speakers.

- **Speakers:** 2x1W built-in speakers provide stereo audio.
- **Headphone Jack:** Use the 3.5mm jack for private listening with headphones.

Connectivity (Wi-Fi, Bluetooth)

Your PC supports wireless connectivity for internet access and peripheral pairing.

- **Wi-Fi:** Supports 2.4GHz and 5GHz 802.11b/g/n/ac for fast and reliable internet connection.
- **Bluetooth:** Compatible with Bluetooth devices for connecting wireless headphones, speakers, or other accessories.

MAINTENANCE

Regular maintenance helps ensure the longevity and optimal performance of your PC.

- **Cleaning:**
 - Use a soft, lint-free cloth to clean the screen. Avoid harsh chemicals.
 - Gently wipe the exterior surfaces with a damp cloth.

- Use compressed air to clear dust from vents and ports.

• **Software Updates:**

- Regularly check for and install Windows updates to ensure security and performance improvements.
- Keep your drivers updated for optimal hardware compatibility.

• **Storage Management:**

- Periodically delete unnecessary files and programs to free up storage space.
- Consider using cloud storage for large files to reduce local storage burden.

TROUBLESHOOTING

This section addresses common issues you might encounter with your PC.

Problem	Possible Cause	Solution
PC does not power on.	Power cable loose; AC adapter faulty; power outlet issue.	Ensure AC adapter is securely connected to PC and wall outlet. Try a different outlet.
No display on screen.	PC is off; display settings issue; hardware problem.	Ensure PC is powered on. Press the display power button if available. Restart the PC.
Wireless keyboard/mouse not responding.	Low battery; incorrect pairing; USB receiver issue.	Replace batteries. Ensure USB receiver is plugged into a working USB port. Re-pair if necessary (refer to keyboard/mouse specific instructions).
No Wi-Fi connection.	Wi-Fi disabled; router issue; incorrect password.	Check Wi-Fi settings in Windows. Restart your router. Verify Wi-Fi password.
Slow performance.	Too many programs running; low storage space; outdated drivers.	Close unnecessary applications. Free up disk space. Update Windows and drivers.

TECHNICAL SPECIFICATIONS

Feature	Detail
Model Number	CC2400
Operating System	Windows 11 Home
Display Size	24 Inches
Screen Resolution	1920 x 1080 Full HD IPS
Processor	Intel Celeron N5095 (2.9 GHz)
RAM	4 GB DDR4 (3200 MHz)
Storage	128 GB Flash Storage (SSD)
Graphics Coprocessor	Intel HD Graphics 630 (Integrated)
Wireless Connectivity	Wi-Fi 802.11a/b/g/n/ac (2.4GHz/5GHz), Bluetooth

Feature	Detail
USB Ports	2 x USB 2.0, 4 x USB 3.0
Video Output	HDMI
Audio Output	3.5mm Headphone Jack, 2x1W Built-in Speakers
Front Camera	2 MP
Item Weight	12.32 pounds
Product Dimensions	21.49 x 12.64 x 2.38 inches

WARRANTY AND SUPPORT


Your Core Innovations 24" All-in-One Desktop PC comes with a limited warranty. Please refer to the included **Warranty Card** for detailed terms, conditions, and duration of the warranty coverage.

For technical support, troubleshooting assistance beyond this manual, or warranty claims, please contact Core Innovations customer service. Contact information can typically be found on the warranty card or the official Core Innovations website.

Always retain your proof of purchase for warranty purposes.

© 2025 Core Innovations. All rights reserved.

Related Documents - CC2400

	<p>Core Innovations CC2400 24-Inch All-In-One Computer User Manual</p> <p>Comprehensive user manual for the Core Innovations CC2400 24-inch All-In-One Computer with Intel Celeron processor and Windows 11. Covers setup, device overview, connectivity, system features, specifications, troubleshooting, and warranty information.</p>
---	---




[\[pdf\]](#) User Manual Quick Start Guide Warranty

CC2400 UM 08082023 1 1 Administrator User Manual DP AUDIO VIDEO LLC CC2400 AIO computer 2AVRVCC2400 cc2400

CORE INNOVATIONSTM **CC2400** User Manual 24 All-In-One Computer with Windows™ 11 Table of Contents Read Before Use 4 Device Overview 5 Getting Started 7 Charging and Power Management 9 Connecting to a Wi-Fi Network 10 Connecting to a Bluetooth Device 11 User Accounts 14 Sleep, Shut D...


lang:en score:29 filesize: 3.38 M page_count: 25 document date: 2024-01-17



[\[pdf\]](#) Specifications Test Report

Test Report 2 4G WIFI Part1 DP AUDIO VIDEO LLC CC2400 AIO computer 2AVRVCC2400 cc2400 Shenzhen CTA Testing Technology Co., Ltd. Room 106, Building 1, Yibaolai Industrial Park, Qiaotou Co ... : Compiled by position printed name signature . : CTA23120700502 2AVRV**CC2400** File administrators Zoey Cao Supervised by position printed name signature . : Project En...

lang:en score:16 filesize: 5.72 M page_count: 33 document date: 2024-01-17



[\[pdf\]](#) Specifications Test Report

Test Report BT Part1 DP AUDIO VIDEO LLC CC2400 AIO computer 2AVRVCC2400 cc2400 Shenzhen CTA Testing Technology Co., Ltd. Room 106, Building 1, Yibaolai Industrial Park, Qiaotou Co ... : Compiled by position printed name signature . : CTA23120700501 2AVRV**CC2400** File administrators Zoey Cao Project Engineer Amy Wen Approved by position printed name si...

lang:en score:16 filesize: 5.57 M page_count: 35 document date: 2024-01-17