

adj AS8 ACDC

Avante Audio AS8 ACDC Speaker System User Manual

Model: AS8 ACDC

INTRODUCTION

The Avante Audio AS8 ACDC is a portable, active column speaker system designed for acoustic solo performers, small bands, venues, and mobile entertainers. This system offers high-quality audio reproduction and flexible connectivity options, including Bluetooth 5.0. Its integrated rechargeable battery provides extended operation, making it ideal for various applications where power outlets may be limited.

Key features include:

- Active 8-inch neodymium subwoofer enclosure.
- Two column units: one with six 2.75-inch neodymium drivers, and one spacer.
- SAM (Secure Array Mount) system for secure, cable-free column connection.
- Class D power amplifier delivering 1000W.
- Flexible 4-input mixer with 2-band EQ.
- Bluetooth 5.0 for wireless audio streaming.
- Rechargeable Lithium-Ion battery with 4-5 hours run time.
- Durable PP plastic cabinet with steel grill.

SAFETY INFORMATION

Please read and understand all safety instructions before operating this device. Failure to follow these instructions may result in electric shock, fire, or serious injury.

- **Power Source:** Only use the specified power adapter or connect to a universal power supply (100 to 240 VAC 50/60Hz).
- **Ventilation:** Ensure adequate ventilation around the unit. Do not block ventilation openings.
- **Water and Moisture:** Do not expose the unit to rain or moisture. Do not place objects filled with liquids on the unit. This product is not waterproof.
- **Heat:** Keep the unit away from heat sources such as radiators, heat registers, stoves, or other apparatus (including amplifiers) that produce heat.
- **Servicing:** Do not attempt to service this product yourself. Refer all servicing to qualified service personnel.
- **Battery Safety:** The unit contains a Lithium-Ion battery. Do not expose to extreme temperatures or dispose of in fire. Follow local regulations for battery disposal.
- **Placement:** Ensure the system is placed on a stable, level surface to prevent tipping. The SAM system helps secure the columns, but proper base stability is crucial.
- **Hearing Protection:** Prolonged exposure to high sound pressure levels can cause permanent hearing damage. Use caution when operating at high volumes.

Proposition 65 Warning: This product may contain chemicals known to the State of California to cause cancer and birth defects or other reproductive harm.

PACKAGE CONTENTS

Verify that all components are present in the packaging:

- 1 x Active 8-inch Neodymium Subwoofer
- 1 x Speaker Column (with 6x 2.75-inch drivers)
- 1 x Spacer Column
- 1 x Padded Bag for Column Units
- 1 x Power Cable
- 1 x User Manual (this document)



Image: The complete Avante Audio AS8 ACDC Speaker System, showing the subwoofer base, the spacer column, and the speaker column assembled vertically.

SETUP

1. **Unpacking:** Carefully remove all components from their packaging. Retain packaging for future transport or storage.

2. **Subwoofer Placement:** Place the active 8-inch subwoofer on a stable, level surface where the system will be used. Ensure there is adequate space around the unit for ventilation.



Image: Close-up view of the Avante Audio AS8 ACDC subwoofer unit, showcasing its front grille and robust design.

3. **Assembling the Columns:**

- Identify the speaker column (with drivers) and the spacer column.
- Using the SAM (Secure Array Mount) system, securely connect the spacer column to the top of the subwoofer. Align the connectors and gently push down until it locks into place.
- Next, connect the speaker column to the top of the spacer column using the same SAM system. Ensure both connections are firm and stable. The SAM system passes the audio signal from the sub to the columns, eliminating the need for speaker cables.



Image: The two column units of the Avante Audio AS8 ACDC system, showing their connection points for assembly.

4. Power Connection:

- If operating on AC power, connect the provided power cable to the power input on the subwoofer and then to a suitable electrical outlet.
- If operating on battery power, ensure the internal Lithium-Ion battery is sufficiently charged. The system can operate for 4-5 hours on a full charge.

5. **Initial Power On:** Locate the power switch on the subwoofer's control panel and turn the unit on.

OPERATING INSTRUCTIONS

Control Panel Overview



Image: Close-up of the Avante Audio AS8 ACDC control panel, showing various knobs and input jacks for audio control.

The control panel on the subwoofer provides access to the 4-input mixer, EQ, and Bluetooth controls.

Connecting Audio Sources

- **Line-Level Devices:** Connect audio players, keyboards, or other line-level devices to the appropriate LINE inputs using 1/4-inch or XLR cables.
- **Microphones:** Connect microphones to the MIC inputs using XLR cables. Adjust the gain for each channel as needed.
- **Guitars:** Guitars can be connected directly to the instrument inputs.
- **Bluetooth Pairing:**
 1. Activate Bluetooth on your smartphone, tablet, or laptop.
 2. Press the Bluetooth pairing button on the AS8 ACDC control panel. The Bluetooth indicator light will flash.
 3. Select "AS8 ACDC" from the list of available devices on your Bluetooth device.
 4. Once paired, the Bluetooth indicator light will become solid. You can now stream audio wirelessly.

Adjusting Sound

- **Volume Controls:** Each input channel has its own gain control. Use the MASTER volume knob to adjust the overall output level of the system.
- **2-Band EQ:** Use the BASS and TREBLE knobs to adjust the low and high frequencies of the overall mix to suit your preference and acoustic environment.
- **Limiter:** The built-in limiter prevents signal clipping and protects the speakers from overload. If the LIMIT indicator lights up frequently, reduce the input gain or master volume.

MAINTENANCE

- **Cleaning:** Use a soft, dry cloth to clean the exterior surfaces of the unit. Do not use abrasive cleaners, waxes, or solvents.
- **Storage:** When not in use for extended periods, store the system in a cool, dry place. It is recommended to use the provided padded bag for the column units during transport and storage.
- **Battery Care:** For optimal battery life, avoid fully discharging the battery regularly. If storing for a long time, charge the battery to approximately 50% every few months.
- **Inspection:** Periodically inspect cables and connections for any signs of wear or damage.

TROUBLESHOOTING

Problem	Possible Cause	Solution
No sound output.	Power not on. Volume knobs are down. Input source not connected or faulty. Columns not properly connected to subwoofer.	Ensure unit is powered on. Increase master volume and individual channel gains. Check all cable connections and ensure input source is active. Verify SAM connections are secure.
Bluetooth not pairing.	Bluetooth not enabled on device. Unit already paired to another device. Too far from unit.	Enable Bluetooth on your device. Disconnect from previous device or restart AS8 ACDC. Move closer to the AS8 ACDC.
Distorted sound.	Input gain too high. Master volume too high. Faulty cable or source.	Reduce input gain for the specific channel. Lower the master volume. Test with different cables or audio sources.

Problem	Possible Cause	Solution
Battery not charging or short run time.	Power cable not connected properly. Battery degradation.	Ensure power cable is securely connected to unit and outlet. Contact customer support if battery life significantly degrades over time.

SPECIFICATIONS

Feature	Detail
Model Name	AS8 ACDC
Speaker Type	Active Column System with Subwoofer
Mounting Type	Floor Standing
Material	Plastic (Cabinet)
Color	Black
Product Dimensions (Assembled)	16.9"D x 13.8"W x 79.1"H
Item Weight	33 Pounds (14.97 kg)
Power Source	Battery Powered / AC (100-240 VAC 50/60Hz)
Battery Type	Lithium Ion (8 included)
Battery Life	Approx. 4-5 Hours
Charging Time	Approx. 8 Hours
Speaker Maximum Output Power	1000 Watts (Class D amplifier)
Subwoofer Driver	8-inch Neodymium Woofer (1.5" voice coil, 28 oz. magnet)
Subwoofer Frequency Response	55-200Hz
Subwoofer Max SPL	116dB
Column Drivers	6x 2.75-inch Neodymium Drivers
Column Frequency Response	180-20kHz
Column Max SPL	110dB
Connectivity Technology	Bluetooth 5.0
Audio Output Mode	Stereo
Inputs	4-input mixer (Line, Mic, Guitar)
Included Components	Sub, Speaker Column, Spacer Column
UPC	810087371524
Manufacturer	Avante

Feature	Detail
Country of Origin	China

WARRANTY AND SUPPORT

This Avante Audio AS8 ACDC Speaker System comes with a**3-year warranty** from the manufacturer. Please retain your proof of purchase for warranty claims.


For technical support, service, or warranty inquiries, please contact Avante Audio customer support. Refer to the official Avante Audio website or your purchase documentation for contact details.

Returns: This product is eligible for 30-day easy returns through Amazon. For details, please refer to Amazon's return policy or your order details.

For additional information and product registration, visit the official[adj Store on Amazon](#).

© 2024 Avante Audio. All rights reserved.
Information in this manual is subject to change without notice.

Documents - adj – AS8 ACDC



[\[pdf\]](#) Borchure

Achromic AS8 ACDC Cut Sheet Avante Audio as8 acdc brochure rev nov2023 adj eu mw link id 1667 |||

AS8 ACDC BATTERY POWERED ACTIVE COLUMN SYSTEM ACHROMIC SERIES

AS8 ACDC BATTERY POWERED ACTIVE COLUMN SYSTEM The **AS8 ACDC** active column system from Avante Audio, the perfect portable sound system for small venues, acoustic performers, and mobile entertainers. With its fully-featured and easy to set...

lang:en **score:35** filesize: 11.64 M page_count: 4 document date: 2023-10-31



[\[pdf\]](#)

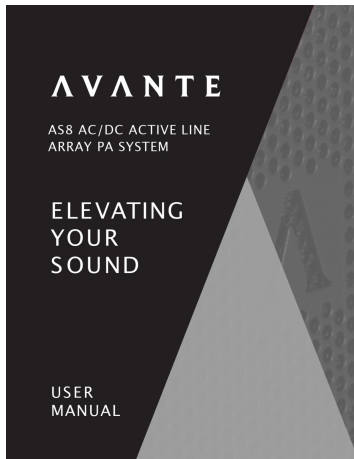
Microsoft Word C5266091 X8 Letter of Authorization Agent v1 Ivy Huang ADJ Products LLC AS8V2

ACTIVE SPEAKER 2ASML 2ASMLAS8V2 as8v2

C5266091_X8_Ed.1 Letter of Authorization ADJ Products LLC Company: ADJ Products LLC Address: 6122 S. Eastern Ave., Los Angeles, Ca Product Name: ACTIVE SPEAKER Model Number: **AS8 ACDC**, AS8 FCC Identifier: 2ASML-AS8V2

We authorize LGAI Technological Center S.A., Ronda de la Font del Carme, s/n, 08193...

lang:en **score:21** filesize: 176.19 K page_count: 1 document date: 2023-05-29




[\[pdf\]](#) User Manual Instructions Specifications Diagram

ProduktdatenblattAVANTE AS8 ACDC SP Veranstaltungstechnikavante as8 ac dc user manual

1sonderposten veranstaltungstechnik de WebRoot Store31 Shops 87746683 67FC D0AD 70A9 E628 1BE2 0A0C 6D0C C9EF avant 1 |||

AS8 AC/DC ACTIVE LINE ARRAY PA SYSTEM E LE VATING YOUR S OUND
USER MANUAL 2023 Avante Audio all rights reserved. Information, specifications, diagrams, images, and instructions herein are subject to change without notice. Avante logo and identifying product names and numbers herein are trademarks ...
lang:en **score:21** filesize: 9.2 M page_count: 24 document date: 2023-10-10



[\[pdf\]](#) Test Report

Measurement Report Kent Test reports ADJ Products LLC AS8V2 ACTIVE SPEAKER 2ASML 2ASMLAS8V2 as8v2


FCC Test Report Report No: FCS202211198W01 Issued for Applicant: ADJ Products LLC Address: 6122 S. Eastern Ave., Los Angeles, Ca Product Name: ACTIVE SPEAKER Brand Name: N/A Model Name: **AS8 ACDC** Series Model: AS8 FCC ID: 2ASML-AS8V2 Issued By: Flux Compliance Service Laboratory Add: R...
lang:en **score:18** filesize: 3.36 M page_count: 47 document date: 2023-05-31



[\[pdf\]](#) Accessories Catalog

Katalog 2024 Film Lichtequipment Kataloge von diversen Herstellern ADJ Select Catalogue 2023 v1 4 VERSION lightequip media 71 88 67 1720008670 |||

SELECT CATALOGUE 23-24 V1.4 ABOUT US ADJ is a highly reputable global manufacturer that specialize ... IP65 DMX Adapters 106 AVANTE Imperio Pro 108 Imperio 109 Imperio Pro IMP118 / Sub 210 110 **AS8 ACDC** / AS8 111 Achromic Series 112 Avante Accessories 113 2024 Event Calendar 114 WWW.AD...
lang:en **score:16** filesize: 72.48 M page_count: 108 document date: 2023-11-28



[\[pdf\]](#) Accessories Catalog

Katalog 2023 Film lighting equipment catalogues from various manufacturers ADJ Select Catalogue V1 3
lightequip media 19 74 34 1693401944 |||

SELECT CATALOGUE 2023 V1.3 ABOUT US ADJ is a highly reputable global manufacturer that specializes ... Distribution 106 AVANTE Imperio Pro 108 Imperio 109 Imperio Pro IMP118 / Sub 210 110 AS8 / **AS8 ACDC** 111 Achromic Series 112 Accessories 113 New Website 114 Notes 115 WWW.ADJ.EU Chec...

lang:en **score:16** filesize: 57.84 M page_count: 109 document date: 2023-06-29