

Manuals+

[Q & A](#) | [Deep Search](#) | [Upload](#)

[manuals.plus](#) /

› [TOPTECH](#) /

› [BRAZE-6 Dual 3" Woofer Rechargeable Party Portable Bluetooth Speaker with Multi-Color LED Lights,Blazing Powerful Sound Output RMS,Precision-Tuned Stereo Sound,10M Wireless Range User Manual](#)

TOPTECH BRAZE-6-BK

BRAZE-6 Portable Bluetooth Speaker User Manual

Model: BRAZE-6-BK | Brand: TOPTECH

1. INTRODUCTION

The TOPTECH BRAZE-6 is a portable wireless Bluetooth speaker system designed to deliver powerful sound with an integrated LED light show. Featuring dual 3-inch woofers, this rechargeable speaker is suitable for various indoor and outdoor settings, including parties, gatherings, and personal listening.

It supports multiple audio input sources, including Bluetooth, USB, TF card, FM radio, and AUX, and offers True Wireless Stereo (TWS) functionality for enhanced audio experience. The built-in rechargeable battery provides extended standby time, ensuring your music accompanies you for longer durations.



Image 1.1: Front view of the BRAZE-6 Portable Bluetooth Speaker, showcasing its dual woofers and multi-color LED lighting.

2. PACKAGE CONTENTS

Please verify that all items listed below are included in your package:

- BRAZE-6 Portable Bluetooth Speaker
- Remote Control
- Wired Microphone
- Power Adapter
- User Manual (this document)
- Warranty Card

3. PRODUCT OVERVIEW

Familiarize yourself with the main components and controls of your BRAZE-6 speaker.



Image 3.1: Side view of the BRAZE-6 speaker, highlighting the top-mounted control buttons.

Control Panel (Top)

- **Power Button:** Turns the speaker On/Off.
- **Mode Button:** Switches between Bluetooth, FM Radio, AUX, USB, and TF card modes.
- **Play/Pause Button:** Plays or pauses audio playback.
- **Previous/Next Track Buttons:** Navigates through tracks or FM radio stations.
- **Volume Control:** Adjusts the master volume.
- **LED Light Button:** Activates or changes the LED light patterns.

Input Ports (Rear/Side)

- **USB Port:** For USB flash drives.
- **TF Card Slot:** For TF (MicroSD) cards.
- **AUX Input:** For connecting external audio devices via a 3.5mm audio cable.
- **Microphone Input:** For connecting the wired microphone.
- **DC 5V Input:** For charging the speaker.

4. GETTING STARTED

4.1 Charging the Speaker

Before first use, fully charge the speaker for optimal battery life.

1. Connect the provided power adapter to the DC 5V input port on the speaker.
2. Plug the adapter into a standard wall outlet.
3. The charging indicator light will illuminate (color may vary) to show charging is in progress.
4. Once fully charged, the indicator light will change or turn off. Disconnect the adapter.

Note: The speaker can be used while charging, but it is recommended to fully charge it before initial use.

4.2 Powering On/Off

- To power on, press and hold the **Power Button** until the speaker activates and you hear an audible prompt.
- To power off, press and hold the **Power Button** again until the speaker shuts down.

5. OPERATING INSTRUCTIONS

5.1 Bluetooth Connectivity

Pair your BRAZE-6 speaker with a Bluetooth-enabled device (e.g., smartphone, tablet, computer).

1. Ensure the speaker is powered on and in Bluetooth mode. If not, press the **Mode Button** until you hear the "Bluetooth mode" prompt. The LED lights may flash to indicate pairing mode.
2. On your device, enable Bluetooth and search for available devices.
3. Select "BRAZE-6" from the list of found devices.
4. Once paired, you will hear a confirmation sound, and the LED lights may change their pattern.



Image 5.1: Illustration of Bluetooth pairing process with a smartphone, showing the speaker's LED lights active.

Note: The speaker supports BLE agreements for stable wireless audio streaming up to 10 meters (33 feet).

5.2 Playing Audio from Various Sources

The BRAZE-6 speaker supports multiple input methods:

► Up to 5H standby time for outdoor

It gives you Hi-Fi sound quality for a long time.

Keep you immersed in super bass for a long time at a party or at the movies.



USB



Bluetooth



FM



TWS



AUX



TF



Image 5.2: Visual representation of supported input types: USB, Bluetooth, FM Radio, TWS, AUX, and TF Card.

- **USB/TF Card:** Insert a USB flash drive or TF card into the respective port. The speaker will automatically switch to the correct mode and begin playing audio files.
- **AUX Input:** Connect an external audio device (e.g., MP3 player, laptop) to the AUX port using a 3.5mm audio cable. Press the **Mode Button** to select AUX mode.
- **FM Radio:** Press the **Mode Button** to switch to FM Radio mode. Use the Previous/Next Track buttons to scan for stations.

5.3 LED Light Show

The BRAZE-6 features dynamic multi-color LED lights that enhance your listening experience.

- Press the **LED Light Button** on the control panel to activate the light show.
- Press the button again to cycle through different light patterns or turn the lights off.

► Big Powerful Stereo Sound

7W*2 Woofer sound output
5.3+EDR bluetooth version



- ❶ 2500W of Blazing Power
- ❷ Frequency Response:90HZ~30KHZ
- ❸ Built-in lighting effects

Image 5.3: The BRAZE-6 speaker with its powerful stereo sound output and integrated lighting effects.

5.4 Wired Microphone Usage

Connect the included wired microphone for karaoke or public address functions.

- Plug the microphone cable into the dedicated Microphone Input port on the speaker.
- Adjust the microphone volume using the speaker's controls or the microphone's built-in controls if available.

5.5 True Wireless Stereo (TWS) Function

The TWS function allows you to pair two BRAZE-6 speakers together for a true stereo sound experience.

1. Ensure both BRAZE-6 speakers are powered on and in Bluetooth pairing mode (not connected to any device).
2. On one of the speakers (this will be the primary speaker), press and hold the **TWS Button** (if available, or a combination of buttons as per specific model instructions, typically the Play/Pause button).
3. The speakers will attempt to connect to each other. Once connected, you will hear a confirmation sound.
4. Now, connect your Bluetooth device to the primary speaker. Audio will play through both speakers in

stereo.

6. CARE AND MAINTENANCE

6.1 Cleaning

- Wipe the speaker's exterior with a soft, dry, or slightly damp cloth.
- Do not use abrasive cleaners, alcohol, benzene, or other volatile solvents, as they may damage the surface.
- Ensure no liquid enters the speaker's ports or openings.

6.2 Storage

- Store the speaker in a cool, dry place away from direct sunlight and extreme temperatures.
- Avoid storing in dusty or humid environments.

6.3 Battery Care

- To prolong battery life, avoid fully discharging the battery frequently.
- If the speaker will not be used for an extended period, charge it to approximately 50% every 3-6 months.
- Do not expose the battery to excessive heat, such as direct sunlight or fire.

7. TROUBLESHOOTING

If you encounter issues with your BRAZE-6 speaker, refer to the following common problems and solutions:

Problem	Possible Cause	Solution
Speaker does not power on.	Low battery; Power button not pressed correctly.	Charge the speaker; Press and hold the Power button for a few seconds.
No sound.	Volume too low; Incorrect mode selected; Device not connected properly.	Increase volume; Press Mode button to select correct input; Reconnect device.
Bluetooth pairing fails.	Speaker not in pairing mode; Device Bluetooth off; Too far from speaker.	Ensure speaker is in Bluetooth mode; Turn on device Bluetooth; Move device closer (within 10m).
LED lights not working.	LED light feature turned off.	Press the LED Light Button to activate.
Poor FM radio reception.	Weak signal; Interference.	Adjust speaker position; Extend antenna if available.

8. TECHNICAL SPECIFICATIONS

Detailed specifications for the BRAZE-6 Portable Bluetooth Speaker:

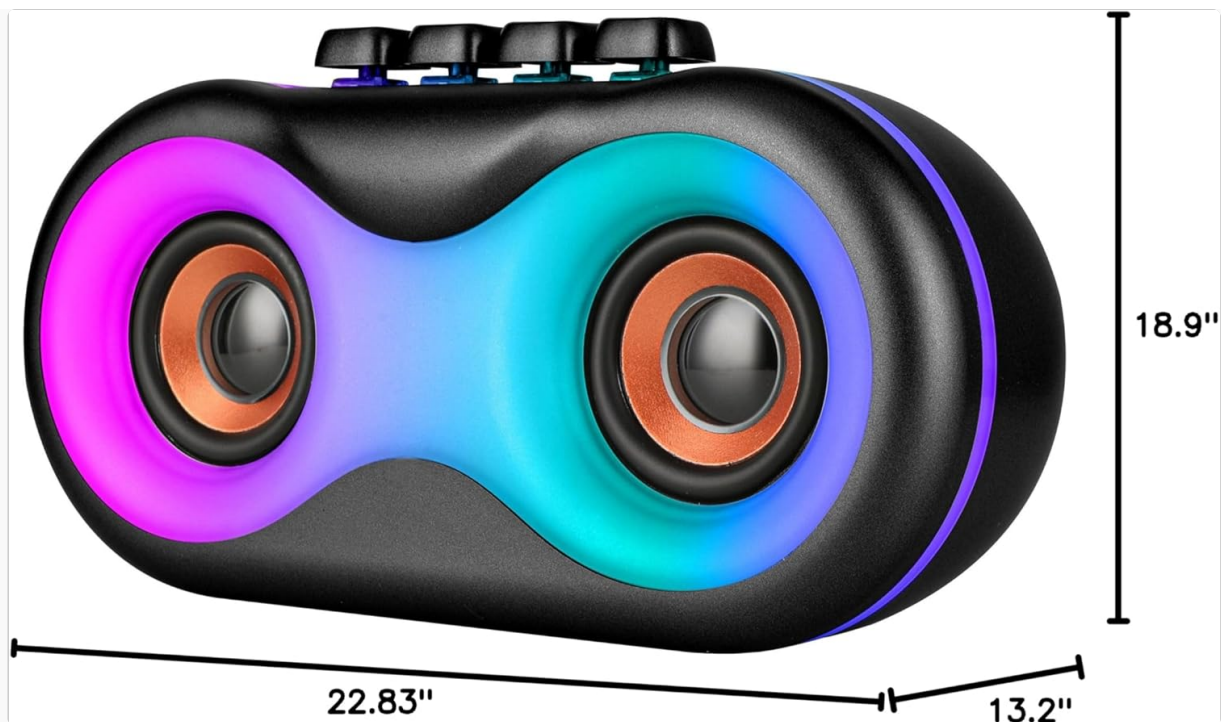


Image 8.1: Product dimensions of the BRAZE-6 speaker.

Feature	Specification
Model Name	BRAZE-6-BK
Brand	TOPTECH
Speaker Type	Woofer (Dual 3-inch)
Connectivity Technology	Bluetooth, Auxiliary, USB, Wireless
Connectivity Protocol	Bluetooth
Special Feature	LED Light
Power Source	Battery Powered
Product Dimensions (D x W x H)	18.9" x 13.2" x 22.83"
Color	Black
Controller Type	Button
Recommended Uses	For Smartphones or Tablets
Compatible Devices	Smartphone
Is Waterproof	TRUE
Number of Items	1
UPC	755824425996
Manufacturer	Top Tech Audio

9. WARRANTY AND SUPPORT

Your BRAZE-6 Portable Bluetooth Speaker comes with a warranty. Please refer to the included warranty card for specific terms and conditions, including coverage period and claim procedures.



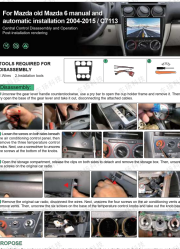


For technical support, troubleshooting assistance beyond this manual, or warranty inquiries, please contact TOPTECH customer service through the following channels:


- **Online Support:** Visit the official TOPTECH website or Amazon store page for contact information.
- **Email Support:** Refer to your warranty card or product packaging for the customer service email address.

For more information about TOPTECH products, you can visit the [TOPTECH Store on Amazon](#).

© 2024 TOPTECH. All rights reserved.

Related Documents - BRAZE-6-BK

	<p>TopTech ELITE12 Professional Multi Media Speaker Karaoke System User Manual</p> <p>User manual for the TopTech ELITE12 Professional Multi Media Speaker Karaoke System, covering charging, wired microphone use, wireless connection, control panel functions, remote control functions, and FCC statement.</p>
	<p>Metabo FMS 200 Intec Multi-Sander: Operating Instructions and Specifications</p> <p>Comprehensive operating instructions, safety guidelines, technical specifications, and accessory details for the Metabo FMS 200 Intec professional multi-sander.</p>
	<p>Mazda 6 (2004-2015) Central Control Disassembly and Installation Guide</p> <p>A step-by-step guide for the disassembly and installation of the central control unit for Mazda 6 models from 2004 to 2015, including model C7113.</p>
	<p>Chapin 61900 Tree/Turf Pro Backpack Sprayer Use and Care Manual</p> <p>Comprehensive use and care manual for the Chapin 61900 Tree/Turf Pro Backpack Sprayer. Includes assembly, operation, safety guidelines, maintenance, troubleshooting, and replacement parts information.</p>
	<p>Rollin Light Smart Recessed Lighting User Manual</p> <p>This document provides instructions and details for the Rollin Light Smart Recessed Lighting 5/6 Inch - 6 Pack Wi-Fi RGB Color Changing LED Recessed Can Lights. Learn how to install and operate these dimmable, 1050LM downlights that work with Alexa, Google, and Siri.</p>

	<p>GDPR FAQs for Braze Services</p> <p>Frequently Asked Questions (FAQs) regarding the General Data Protection Regulation (GDPR) and how it applies to the Braze customer engagement platform. Covers Braze's role as a controller/processor, data transfers, security measures, and assistance with customer compliance.</p>
--	---