

Owala C06865

Owala FreeSip Twist Insulated Stainless Steel Water Bottle User Manual

Model: C06865

INTRODUCTION

This manual provides essential instructions for the safe and effective use and maintenance of your Owala FreeSip Twist Insulated Stainless Steel Water Bottle. Please read this manual thoroughly before first use and retain it for future reference.



Image: The Owala FreeSip Twist Insulated Stainless Steel Water Bottle in Iced Breeze color, showcasing its sleek design and light green and blue accents.

PRODUCT FEATURES

- **Double-Walled Insulation:** Designed to maintain beverage temperature for extended periods.
- **FreeSip Spout:** Patented design allows for two ways to drink: sip upright through the built-in straw or tilt back to swig from the wide spout opening.
- **Leak-Proof Twist-Top:** Ensures secure closure to prevent spills.
- **Integrated Carry Loop:** For convenient transport.
- **BPA-Free Construction:** Made from materials free of BPA, lead, and phthalates.

Where boring ends.

Owala is made by and for "what if" people, "why not" people, and "shoot your shot" people. Because in a world that goes hard for ease, and trades variety for consistency—we find joy in spontaneity.

Image: A visual representation of the Owala FreeSip Twist bottle highlighting its key features: a carry loop on the lid for portability and its ability to keep contents cold for 24 hours.

SETUP AND FIRST USE

1. **Unpack:** Carefully remove all packaging materials from the water bottle.
2. **Initial Cleaning:** Before first use, wash all parts of the bottle (body, lid, straw) with warm, soapy water. Rinse thoroughly.
3. **Assembly:** Ensure the straw is securely attached to the FreeSip spout mechanism within the lid.

OPERATING INSTRUCTIONS

Filling the Bottle

1. **Remove Lid:** Twist the top cap counter-clockwise to remove it.
2. **Add Liquid and Ice:** Fill the bottle with your desired beverage and ice. Do not overfill.
3. **Secure Lid:** Replace the lid and twist clockwise until securely tightened to ensure a leak-proof seal.

Using the FreeSip Spout

The FreeSip spout offers two drinking options:

- **Sip (with Straw):** To sip, simply open the spout and drink upright. The internal straw allows for easy sipping without tilting the bottle.
- **Swig (Wide Opening):** To swig, tilt the bottle back and drink directly from the wide spout opening. The straw is not used in this method.



Image: An illustration demonstrating how to operate the Owala FreeSip Twist bottle. It shows twisting the top cap to reveal the FreeSip spout and twisting the main lid to add liquid and ice.




Image: A close-up view of the FreeSip spout, illustrating the two drinking methods: 'Sip' through the straw and 'Swig' from

the wider opening.

MAINTENANCE AND CLEANING

Proper cleaning ensures hygiene and extends the life of your Owala FreeSip Twist bottle.

- **Hand Washing Recommended:** While some components may be top-rack dishwasher safe, hand washing with warm, soapy water is recommended for all parts to ensure thorough cleaning and preserve the bottle's finish and insulation properties.
- **Lid Disassembly:** The lid can be disassembled for comprehensive cleaning. Gently pull apart the components, including the straw and the silicone gasket. Reassemble carefully after cleaning. Note: Some users report the main piece in the lid can be difficult to remove; use caution and appropriate tools if necessary, ensuring not to damage components.
- **Drying:** Allow all parts to air dry completely before reassembling to prevent moisture buildup.



Image: An exploded view of the Owala FreeSip Twist bottle, showing its individual components: the main bottle body, the lid with its spout mechanism, and the internal straw, illustrating how it can be taken apart for cleaning.

TROUBLESHOOTING

Problem	Possible Cause	Solution
Bottle leaks	Lid not securely tightened; gasket improperly seated.	Ensure lid is twisted on tightly. Check that the silicone gasket inside the lid is correctly positioned and free of debris.
Difficulty disassembling lid for cleaning	Components are tightly fitted.	Apply firm, steady pressure when pulling components apart. If necessary, use a cloth-covered tool for grip, taking care not to damage plastic parts.
Paint chipping/peeling	Impact from dropping the bottle.	This is typically due to external impact. Handle the bottle with care to prevent drops.
Water not staying cold/hot	Lid not sealed; insulation compromised.	Verify the lid is tightly closed. Ensure the bottle has not been damaged, which could affect insulation.

SPECIFICATIONS




Attribute	Detail
Brand	Owala
Model Name	FreeSip Twist
Model Number	C06865
Capacity	24 Ounces (approx. 1.5 lbs / 460 grams)
Material	Stainless Steel

Attribute	Detail
Color (as reviewed)	Iced Breeze
Product Dimensions	2.91"W x 11.87"H
Special Features	Straw, Insulated, Leak-Proof, Carry Loop
BPA-Free	Yes

WARRANTY AND SUPPORT

This product comes with a standard warranty. For specific details regarding warranty coverage, claims, or product support, please refer to the official Owala website or contact Owala customer service directly. Keep your purchase receipt as proof of purchase. For further assistance, visit the [Owala Store on Amazon](#).

Related Documents - C06865

	<p>Owala FreeSip Stainless Steel and Tritan Water Bottle Usage and Care Instructions</p> <p>Comprehensive guide for using and caring for Owala FreeSip Stainless Steel and Tritan water bottles, including washing instructions, material care, and safety warnings for optimal performance and longevity.</p>
	<p>Owala FreeSip Twist Stainless Steel User Guide and Care Instructions</p> <p>Comprehensive guide for using and cleaning the Owala FreeSip Twist Stainless Steel water bottle. Includes essential instructions, safety warnings, and maintenance tips to ensure optimal performance and longevity.</p>
	<p>Owala FreeSip Stainless Steel Water Bottle: Usage and Care Instructions</p> <p>Comprehensive guide on how to use and care for your Owala FreeSip Stainless Steel water bottle, including cleaning instructions, warnings, and tips for optimal performance.</p>

[illegible]