

## Manuals+

[Q & A](#) | [Deep Search](#) | [Upload](#)

manuals.plus /

› [PHILIPS](#) /

› [Philips Ambilight 65PUS8909 4K LED Smart TV User Manual](#)

## PHILIPS 65PUS8909

# Philips Ambilight 65PUS8909 4K LED Smart TV User Manual

Model: 65PUS8909

[Setup](#)

[Operating Instructions](#)

[Maintenance](#)

[Troubleshooting](#)

[Specifications](#)

[Warranty & Support](#)

## 1. SETUP

### 1.1 Unpacking and Placement

Carefully remove the TV from its packaging. Ensure all components are present: TV unit, remote control, 2x AAA batteries, power cord, quick start guide, legal and safety brochure, and table stand. Place the TV on a stable, flat surface or mount it on a wall using a compatible VESA mount (sold separately). Ensure adequate ventilation around the TV.



## 1.2 Connecting Power and External Devices

- **Power:** Connect the power cord to the TV's power input and then to a wall outlet.
- **HDMI Devices:** Use HDMI cables to connect external devices such as gaming consoles, Blu-ray players, or set-top boxes to the HDMI ports on the TV. This model features HDMI 2.1 for enhanced gaming performance.
- **Network:** Connect to the internet via Wi-Fi or an Ethernet cable for Smart TV functionalities and software updates.
- **Audio Systems:** For external audio systems, use the HDMI eARC port or optical audio output.

## 1.3 Initial Setup

Upon first power-on, the TV will guide you through the initial setup process. This includes selecting your language, connecting to a network, scanning for TV channels, and configuring Ambilight settings. Follow the on-screen instructions.

## 2. OPERATING INSTRUCTIONS

---

### 2.1 Remote Control Functions

The included remote control allows you to navigate the TV's features. Insert the two AAA batteries into the remote control, ensuring correct polarity. Key functions include power, volume, channel selection, input source, smart TV app shortcuts, and navigation buttons.



# ENERGY



PHILIPS

65PUS8909/12

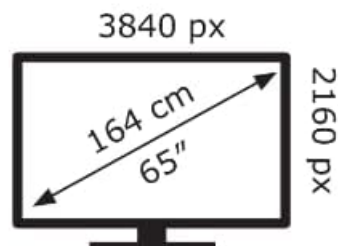


**85** kWh/1000h

ABCDEF**G**



**235** kWh/1000h



2019/2013

Image: The Philips TV remote control, featuring dedicated buttons for power, Ambilight, input selection, navigation, volume, channel, and direct access to streaming services like Netflix, Prime Video, Disney+, YouTube, and Apps.

## 2.2 Navigating Titan OS

Your TV runs on the Titan OS smart platform. Use the remote's navigation buttons to browse the home screen,

access installed applications, and manage settings. The home screen provides quick access to your favorite streaming services and recently viewed content.

## 2.3 Ambilight Features

Ambilight technology projects colors from the screen onto the wall behind the TV, enhancing immersion. You can customize Ambilight settings through the TV menu, choosing modes that follow video content, audio, or a static color. There is also a dedicated Ambilight button on the remote control.

## 2.4 Audio and Visual Enhancements

- **Dolby Atmos:** Experience immersive, multi-dimensional sound. Ensure your audio content supports Dolby Atmos for the full effect.
- **Pixel Precise Ultra HD Engine:** This engine optimizes picture quality for sharpness, rich colors, and smooth motion across all content.

## 2.5 Gaming Features

The TV is optimized for gaming with HDMI 2.1 connectivity, supporting Variable Refresh Rate (VRR) and a 144Hz refresh rate for smooth gameplay. The low latency setting activates automatically when a console is detected, reducing input lag.



Image: A Philips Ambilight TV displaying a high-speed racing game, highlighting its 144Hz refresh rate capability for smooth gaming. A game controller is visible in the foreground.

## 2.6 Voice Control

The TV supports voice control through Alexa and Google Assistant. Follow the on-screen instructions to link your preferred voice assistant and use voice commands for TV functions, content search, and smart home integration.

# 3. MAINTENANCE

## 3.1 Cleaning the TV

Before cleaning, unplug the TV from the power outlet. Use a soft, lint-free cloth to gently wipe the screen and TV cabinet. For stubborn marks, slightly dampen the cloth with water or a specialized screen cleaner. Avoid using harsh chemicals, abrasive cleaners, or direct spraying of liquids onto the TV.

## 3.2 Software Updates

Ensure your TV is connected to the internet to receive automatic software updates. Regular updates provide new features, performance improvements, and security enhancements. You can also manually check for updates in the

TV's settings menu.

## 4. TROUBLESHOOTING

If you encounter issues with your TV, refer to the following common solutions before contacting support.

- **No Power:** Check if the power cord is securely connected to both the TV and the wall outlet. Ensure the outlet is functional.
- **No Picture/Sound:** Verify the correct input source is selected. Check all cable connections (HDMI, antenna). Restart connected devices.
- **Remote Control Not Working:** Replace the batteries in the remote control. Ensure there are no obstructions between the remote and the TV's IR sensor.
- **Network Connection Issues:** Restart your router and modem. Reconnect the TV to your Wi-Fi network or check the Ethernet cable connection.
- **Picture Quality Issues:** Adjust picture settings (brightness, contrast, sharpness) in the TV menu. Ensure the content source is high quality.
- **Gaming Ghosting (VRR):** If experiencing ghosting in darker scenes during gaming, try disabling VRR in the TV's settings or your console's settings.

For further assistance, consult the comprehensive help section within your TV's settings or visit the Philips support website.

## 5. SPECIFICATIONS

Feature	Detail
Brand	PHILIPS
Model Number	65PUS8909/12
Screen Size	65 Inches
Display Technology	LED
Resolution	4K (3840 x 2160)
Refresh Rate	144 Hz
Operating System	Titan OS
Special Features	Ambilight, Dolby Atmos, Intelligent Voice Recognition, Low Lag, P5 Engine
Connectivity	Bluetooth, Ethernet, HDMI (4 ports, including HDMI 2.1), USB (2 ports), Wi-Fi
Compatible Devices	Game Console, Speaker, Laptop, Smartphone, Tablet
Dimensions (WxHxD)	145.1 x 90.5 x 31.3 cm (with stand)
Color	Anthracite Grey

**Included Components**

Power cord, Quick start guide, Legal and safety brochure, Table stand, Remote control with 2x AAA batteries, Television

### 5.1 Energy Efficiency

The Philips 65PUS8909 TV has an energy efficiency rating of E. Detailed information can be found via the EPREL database.



Image: Energy efficiency label for the Philips 65PUS8909 TV, indicating an energy class of E and energy consumption of 85 kWh/1000h for SDR and 235

## 6. WARRANTY & SUPPORT

### 6.1 Product Warranty




This Philips product is covered by a manufacturer's warranty. Please refer to the legal and safety brochure included with your TV for specific warranty terms and conditions applicable in your region. Retain your proof of purchase for warranty claims.

### 6.2 Customer Support

For technical assistance, product information, or service requests, please visit the official Philips support website or contact their customer service. You can typically find contact details and FAQs on the Philips website for your country.

**Online Support:** [www.philips.com/support](http://www.philips.com/support)

## Related Documents - 65PUS8909

	<p><a href="#">Philips 50PUS8209 4K Ambilight TV: QLED, Dolby Atmos, Titan OS - Преглед и Спецификации</a></p> <p>Подробен преглед на телевизора Philips 50PUS8209 4K Ambilight, включващ QLED технология, Dolby Atmos звук, Titan OS и разширени гейминг функции. Включва пълни спецификации и детайли за свързаност.</p>
	<p><a href="#">Philips 75PUS9010/12 4K Ambilight TV: The One - Features and Specifications</a></p> <p>Discover the Philips 75PUS9010/12 'The One' 4K Ambilight TV. This 189 cm (75-inch) QLED television offers a 144Hz refresh rate, P5 Picture Engine, Dolby Vision &amp; Atmos, DTS:X, Titan OS, and advanced gaming features for an immersive viewing experience.</p>
	<p><a href="#">Philips 4K Ambilight TV 65PUS8609/12: Brillantes Bild, Immersives Ambilight &amp; Gaming</a></p> <p>Entdecken Sie den Philips 65-Zoll 4K Ambilight TV (65PUS8609/12) mit Pixel Precise Ultra HD, TITAN OS, Dolby Atmos und fortschrittlichen Gaming-Funktionen für ein ultimatives Heimkino- und Spielerlebnis.</p>



[Philips Xtra 4K QD MiniLED Ambilight TV 65PML9019/12 - חווית צפייה סוחפת](#)

Ambilight, עם טכנולוגיית Philips Xtra 4K QD MiniLED Ambilight 65PML9019/12 גלו את טלוויזיית TITAN OS לחוויית בידור אולטימטיבית. כולל Dolby Vision ו-Dolby Atmos, מדהימה Quantum Dot תמונת וביצועי גיימינג מתקדמים.



[Philips 65OLED820/12 4K Ambilight OLED TV: Immersive Picture, Sound & Gaming](#)

Discover the Philips 65OLED820/12 4K Ambilight OLED TV. Featuring stunning visuals with P5 AI Picture Engine, Dolby Vision, immersive Ambilight, powerful IntelliSound, and advanced gaming capabilities with HDMI 2.1.



[Philips 65OLED760/12 4K Ambilight OLED TV: Moziélmény Otthonában](#)

Fedezze fel a Philips 65OLED760/12 4K Ambilight OLED TV lenyűgöző kép- és hangminőségét. Élvezze az élethű színeket, a mély feketéket, a Dolby Vision & Atmos támogatást és az intelligens funkciókat.