

## Baofeng Radio Bible

# Baofeng Radio Bible: Comprehensive Instruction Manual

A detailed guide to understanding and operating Baofeng radios, covering setup, programming, emergency communication, and advanced techniques.

## INTRODUCTION TO THE BAOFENG RADIO BIBLE

This manual serves as a guide to the principles and techniques presented in "The Baofeng Radio Bible" by Eliot J. Hawke. It is designed to assist users in mastering the functionalities of Baofeng radios, from basic setup to advanced operational procedures. The content aims to demystify complex features and provide clear, actionable instructions for effective radio communication.

The book addresses common challenges faced by Baofeng radio owners, including initial setup, programming, and utilizing the device for critical communication scenarios. It is structured to support both novice and experienced users in enhancing their radio proficiency.

## 1. INITIAL SETUP OF YOUR BAOFENG RADIO

"The Baofeng Radio Bible" outlines a 5-step process for the initial setup of your Baofeng radio, establishing the foundation for proficient usage. While specific steps are detailed within the book, the general process involves:

- Battery Installation and Charging:** Ensure the battery is correctly inserted and fully charged before first use.
- Antenna Attachment:** Securely connect the antenna to the radio's antenna port.
- Power On/Off:** Familiarize yourself with the power control and basic display functions.
- Frequency Mode Selection:** Understand how to switch between frequency and channel modes.
- Volume Adjustment:** Set an appropriate listening volume.

For detailed instructions on each step, refer to the dedicated setup section in "The Baofeng Radio Bible."

## 2. OPERATING YOUR BAOFENG RADIO

### 2.1. Programming Your Baofeng Radio

The book provides comprehensive guidance on programming Baofeng radios, covering both manual and software-based approaches. This includes:

- **Manual Programming:** Instructions for entering frequencies, tones, and other parameters directly via the radio's keypad.
- **Software Programming (CHIRP):** Guidance on using computer software, such as CHIRP, to program channels, repeater offsets, and other advanced settings efficiently. This method often requires a programming cable.

## 2.2. Essential Emergency Channels and Frequencies

The manual highlights 21 essential emergency channels and frequencies crucial for preparedness. These include common FRS/GMRS channels, NOAA weather radio frequencies, and other frequencies relevant for emergency communication. Users are advised to program these into their radios for quick access during critical situations.

## 2.3. APRS Integration Techniques

Detailed instructions are provided for implementing Automatic Packet Reporting System (APRS) integration. This section covers how to configure your Baofeng radio for real-time packet communication, enabling features such as position reporting, weather data exchange, and short messaging, thereby enhancing operational capabilities.

## 2.4. Linking to External Devices

The book explains how to connect your Baofeng radio to various external devices. This can expand its connectivity and open new dimensions of communication, such as connecting to external antennas, audio accessories, or data interfaces for advanced applications.

# 3. ADVANCED PROGRAMMING TECHNIQUES AND EXERCISES

---

To refine skills and boost confidence, "The Baofeng Radio Bible" includes 13 hands-on exercises focusing on advanced programming techniques. These exercises cover topics such as:

- Setting up repeater access with correct offsets and tones.
- Configuring dual-watch and scan functions.
- Utilizing advanced menu options for customization.
- Memory channel management and naming.
- Troubleshooting common programming issues.

Engaging with these exercises is recommended for a deeper understanding of the radio's capabilities.

# 4. EMERGENCY COMMUNICATION PLANNING

---

The book emphasizes the importance of crafting effective emergency communication plans. It integrates radio usage into a broader readiness strategy, providing peace of mind. Key aspects include:

- Developing a communication strategy for various emergency scenarios.
- Identifying local and regional emergency frequencies.
- Establishing communication protocols with family or group members.
- Practicing communication drills.

## 5. SPECIFICATIONS OF "THE BAOFENG RADIO BIBLE"

ASIN	B0CZ7BCMZR
Publisher	Independently published
Publication Date	March 25, 2024
Language	English
Print Length	129 pages
ISBN-13	979-8320848969
Item Weight	1.21 pounds
Dimensions	8.49 x 0.48 x 11.24 inches

## 6. TROUBLESHOOTING

For specific troubleshooting guidance related to Baofeng radios, refer to the relevant sections within "The Baofeng Radio Bible." The book provides practical insights and solutions for common issues encountered during radio operation and programming. It is recommended to consult the book's detailed instructions for resolving operational difficulties.

## 7. MAINTENANCE

While "The Baofeng Radio Bible" is a physical book, it contains information pertinent to the maintenance of your Baofeng radio. Proper radio maintenance, as described in the book, typically includes:

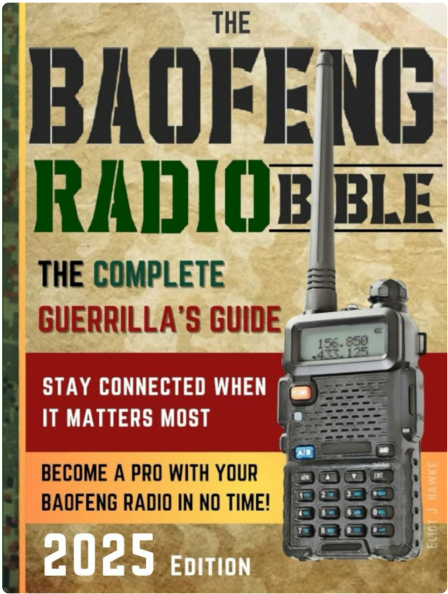
- Keeping the radio clean and free from dust and moisture.
- Ensuring battery health through proper charging and storage.
- Regular inspection of antenna and accessory connections.
- Storing the radio in a safe environment when not in use.

Consult the book for any specific maintenance recommendations for Baofeng radio models.

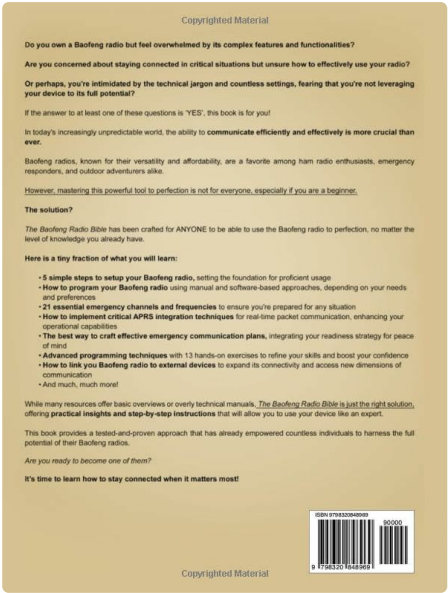
## 8. WARRANTY AND SUPPORT

This document pertains to "The Baofeng Radio Bible" by Eliot J. Hawke. Information regarding product warranty or direct support for Baofeng radios should be sought from the radio manufacturer or authorized dealers. This book serves as an instructional guide and does not provide direct warranty or technical support for the hardware itself.

## PRODUCT IMAGES



**Image 1:** Front cover of "The Baofeng Radio Bible." This image displays the book's title, a graphic of a Baofeng radio, and key phrases highlighting its purpose as a comprehensive guide for radio users.









**Image 2:** Back cover of "The Baofeng Radio Bible." This image provides a summary of the book's contents, detailing what readers will learn, such as setup steps, programming methods, emergency frequencies, and advanced techniques. It also includes the ISBN barcode.

### OFFICIAL PRODUCT VIDEOS

No official product videos were provided for "The Baofeng Radio Bible" in the available data.

## Related Documents - Radio Bible

	<p><a href="#">Baofeng Radio: Comprehensive Guide to Safety, Connectivity, and Emergency Communication</a></p> <p>This document provides a comprehensive guide to Baofeng radios, including the popular UV-5RA model. It covers understanding the Baofeng brand, basic operations, programming, advanced features, antenna optimization, maintenance, and emergency use scenarios. Learn how Baofeng radios serve as essential tools for amateur radio operators, outdoor enthusiasts, and preparedness advocates.</p>
	<p><a href="#">BaoFeng BF-UV5R Programming Guide</a></p> <p>A comprehensive guide to programming the BaoFeng BF-UV5R dual-band amateur radio using both the manufacturer's software and CHIRP. Covers system requirements, cable setup, software installation, and detailed parameter explanations for radio customization.</p>
	<p><a href="#">Baofeng BF-A58 User Manual</a></p> <p>Comprehensive user manual for the Baofeng BF-A58 two-way radio transceiver, detailing its features, operation, menu settings, and technical specifications.</p>
	<p><a href="#">Baofeng UV-5R Repeater Programming Guide</a></p> <p>Learn how to program a 146.985 MHz repeater with minus offset, 100 Hz tone, and low power level into Channel 010 on your Baofeng UV-5R radio. This guide covers setting receive and transmit frequencies, bandwidth, and tone.</p>
	<p><a href="#">Baofeng UV-5R Repeater Programming Guide</a></p> <p>Learn how to program a 146.985 MHz repeater with minus offset, 100 Hz tone, and low power level into Channel 010 on your Baofeng UV-5R radio. This guide covers setting receive and transmit frequencies, bandwidth, and tone.</p>
	<p><a href="#">Baofeng UV-5RX3 Two Way Radio User Manual</a></p> <p>Comprehensive user manual for the Baofeng UV-5RX3 Two Way Radio, covering safety information, basic operation, advanced features, battery maintenance, and troubleshooting. Learn how to effectively use your UV-5RX3 transceiver.</p>