

[manuals.plus](#) /

› [Homall](#) /

› [Homall Extendable Aluminum Garden Table \(Model GMS0125\) Instruction Manual](#)

Homall GMS0125

Homall Extendable Aluminum Garden Table

Model: GMS0125

INTRODUCTION

Thank you for choosing the Homall Extendable Aluminum Garden Table. This manual provides essential information for the safe assembly, operation, and maintenance of your new outdoor table. Please read these instructions carefully before use and retain them for future reference.



Image: The Homall Extendable Aluminum Garden Table, shown in its extended form, placed on a patio with accompanying chairs and surrounding greenery.

Schritt 1



Schritt 2



Schritt 3



Schritt 4

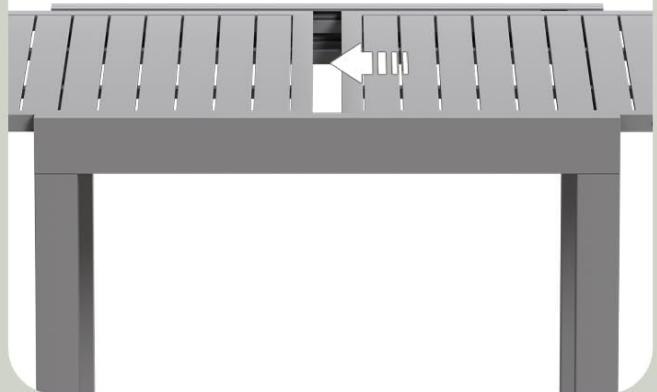


Image: A visual comparison highlighting the table's robust and durable construction, contrasting it with a fragile design.

SAFETY INFORMATION

- Ensure all components are present and undamaged before assembly. Do not use if any parts are missing or broken.
- Assemble the table on a soft, clean surface to prevent scratches.
- Always tighten all screws and bolts securely. Periodically check and re-tighten fasteners.
- Do not stand or sit on the table.
- Keep children and pets away from the assembly area.
- Use caution when extending or retracting the table to avoid pinching fingers.
- Place the table on a level surface to ensure stability.

SETUP INSTRUCTIONS

The Homall Extendable Aluminum Garden Table is designed for easy assembly. Follow these steps carefully:

1. Unpack all components and lay them out on a protective surface. Verify all parts against the included parts list.
2. Attach the legs to the tabletop frame using the provided hardware. Ensure all connections are firm.
3. Once the main frame is assembled, carefully turn the table upright.
4. Check the stability of the table. If it wobbles, re-check all connections.



Image: A visual representation of the four assembly steps for the table, showing the frame and legs being connected.

OPERATING INSTRUCTIONS: EXTENDING THE TABLE

Your Homall garden table features an extendable design, allowing you to adjust its length to accommodate more guests. The table can extend from 130 cm to 260 cm in length.

1. **Preparation:** Ensure there is enough clear space around the table for extension.
2. **Unlock:** Locate any locking mechanisms under the tabletop and release them.
3. **Pull Apart:** Gently pull the two halves of the tabletop apart. The table uses high-quality metal slide rails for smooth operation.

4. **Insert Extension Leaf:** The extension leaf is stored within the table. Lift and position the leaf into the gap created by pulling the table halves apart.
5. **Close Halves:** Push the two halves of the tabletop back together until they meet the extension leaf and form a continuous surface.
6. **Lock:** Re-engage any locking mechanisms to secure the table in its extended position.

To retract the table, reverse these steps: unlock, pull halves apart, remove extension leaf, push halves together, and lock.

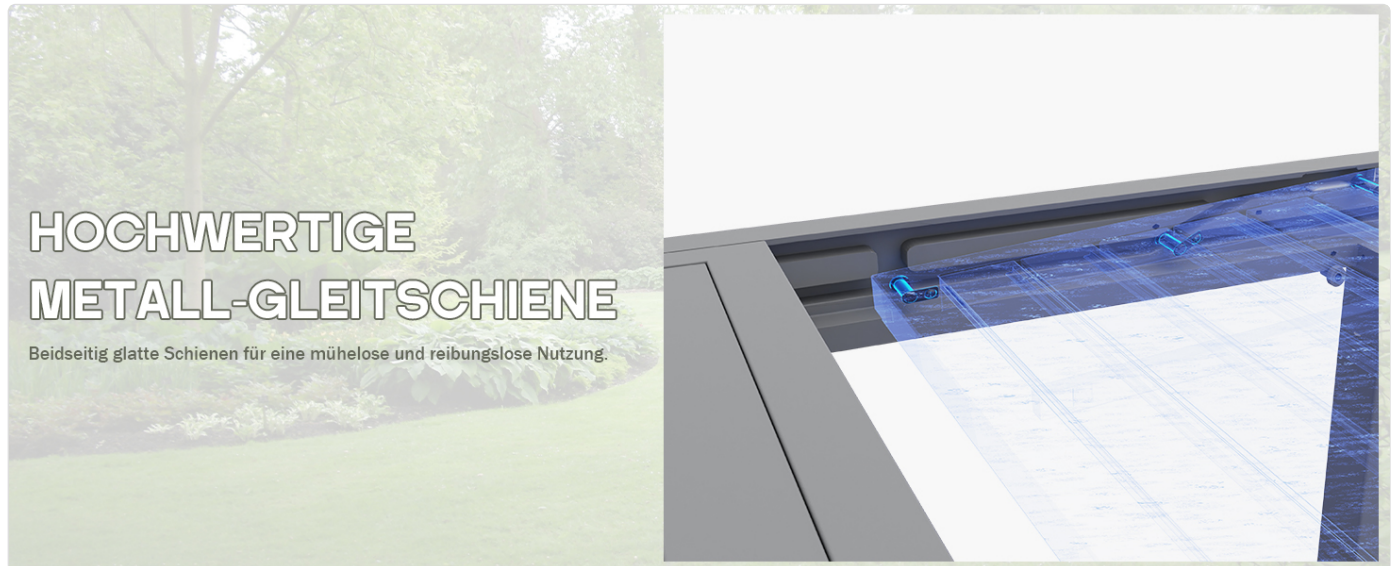


Image: A diagram illustrating the table's extension capability, showing its compact size for 4-6 people and its extended size for 8-10 people.




Image: A detailed view of the high-quality metal slide rail system, designed for smooth and effortless table extension.

MAINTENANCE

To ensure the longevity and appearance of your Homall Aluminum Garden Table, follow these maintenance guidelines:

- **Cleaning:** Wipe the table regularly with a soft, damp cloth. For stubborn dirt, use a mild soap solution and rinse thoroughly with water. Avoid abrasive cleaners or harsh chemicals.
- **Waterproof Feature:** The table surface is waterproof. Liquids can be easily wiped away without causing damage.
- **Rust Resistance:** The aluminum construction is naturally rust-resistant, making it suitable for outdoor use.
- **Scratch Resistance:** The table features a scratch-resistant surface. However, avoid dragging sharp objects across it to prevent damage.
- **High-Performance Powder Coating:** The table is finished with a high-performance powder coating, which enhances its weather resistance and provides a durable, rust-free surface.
- **Seasonal Care:** During prolonged periods of non-use or harsh weather conditions, consider covering the table or storing it indoors to further protect it.
- **Fastener Check:** Periodically check all screws and bolts and re-tighten them as necessary to maintain stability.

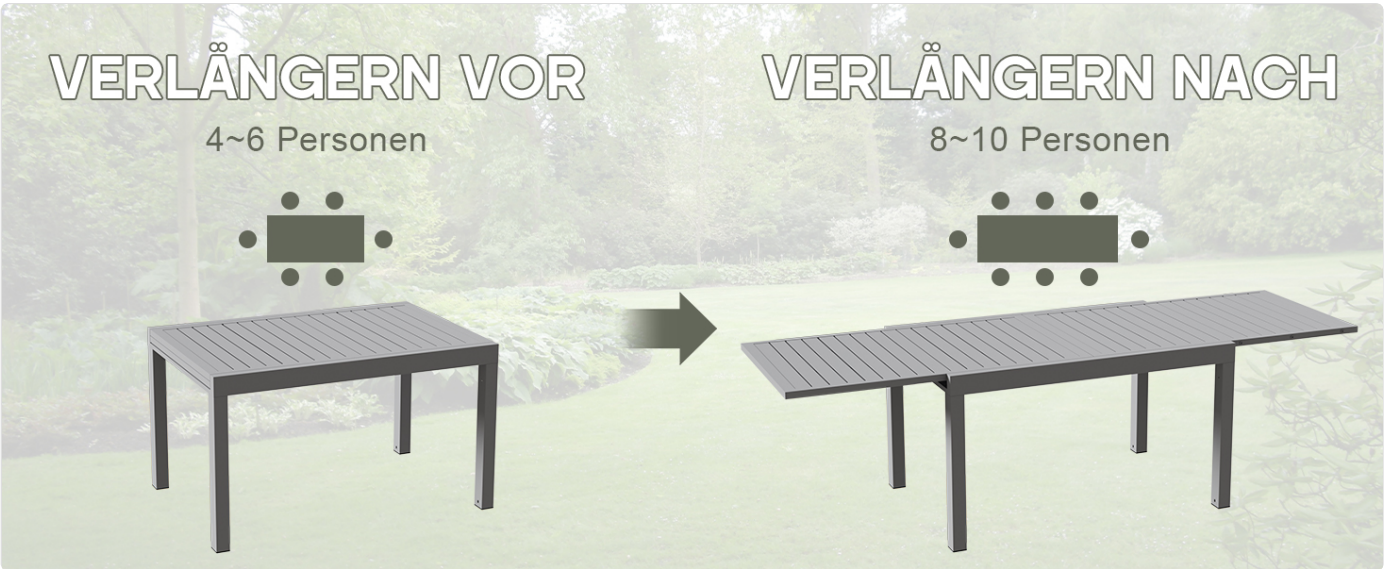


Image: A close-up view of the table surface, emphasizing the high-performance powder coating that provides a rust-free and weather-resistant finish.



Image: Water droplets on the table surface, highlighting its waterproof properties.




Image: A candle flame near the table, demonstrating its resistance to heat and scratches.



Image: A hand wiping a liquid spill from the table, illustrating its easy-to-clean surface.

TROUBLESHOOTING

Problem	Possible Cause	Solution
Table is wobbly.	Loose fasteners; uneven surface.	Check and tighten all screws and bolts. Move the table to a level surface.
Table extension is stiff.	Rails are dirty or dry.	Clean the slide rails. Apply a silicone-based lubricant if necessary (avoid oil-based lubricants).

Problem	Possible Cause	Solution
Scratches on the surface.	Sharp objects or abrasive cleaning.	While the table is scratch-resistant, deep scratches can occur. Use placemats and avoid abrasive materials.

SPECIFICATIONS

- Brand:** Homall
- Model Number:** GMS0125
- Material:** Aluminum frame, Metal top
- Color:** Light Grey
- Dimensions (Compact):** 80 cm (W) x 130 cm (L) x 75 cm (H)
- Dimensions (Extended):** 80 cm (W) x 260 cm (L) x 75 cm (H)
- Weight:** 21 Kilograms
- Features:** Waterproof, Scratch-resistant, Rust-resistant, Extendable design
- Capacity:** Accommodates 6 to 10 people (depending on extension)



Image: A diagram illustrating the key dimensions of the table, including its length in compact (130cm) and extended (260cm) configurations, width (80cm), and height (75cm).

WARRANTY INFORMATION

Homall offers a **2-year repair warranty** for this product. If any defect occurs within 2 years of purchase, we will provide replacement parts for repair.

Additionally, if you are not satisfied with the product within 30 days of purchase, you may return it according to the retailer's return policy.

CUSTOMER SUPPORT

Should you have any questions or require assistance with your Homall Garden Table, please contact our customer service team. When contacting support, please provide photos of any issues to help us assist you more efficiently.

Our experienced customer service team aims to respond within 24 hours.

For contact details, please refer to your purchase documentation or the Homall official website.

© 2024 Homall. All rights reserved.

This manual is for informational purposes only. Homall reserves the right to make changes to the product without prior notice.