

## Dell Inspiron 16 5645

# Dell Inspiron 16 5645 Laptop User Manual

Model: i5645-A806BLU-PUS

## 1. GETTING STARTED

### 1.1 What's in the Box

- Inspiron 16 (5645) Notebook
- 65 Watt AC Adapter
- Power Cord
- Documentation

### 1.2 Initial Setup

To begin using your Dell Inspiron 16 5645 Laptop, connect the AC adapter to the laptop and a power outlet. Press the power button to turn on the device. Follow the on-screen instructions to complete the Windows 11 Home setup process, including language selection, network connection, and user account creation.



The Dell Inspiron 16 Laptop features an expansive screen and runs on Windows 11 for enhanced productivity.

# 15+

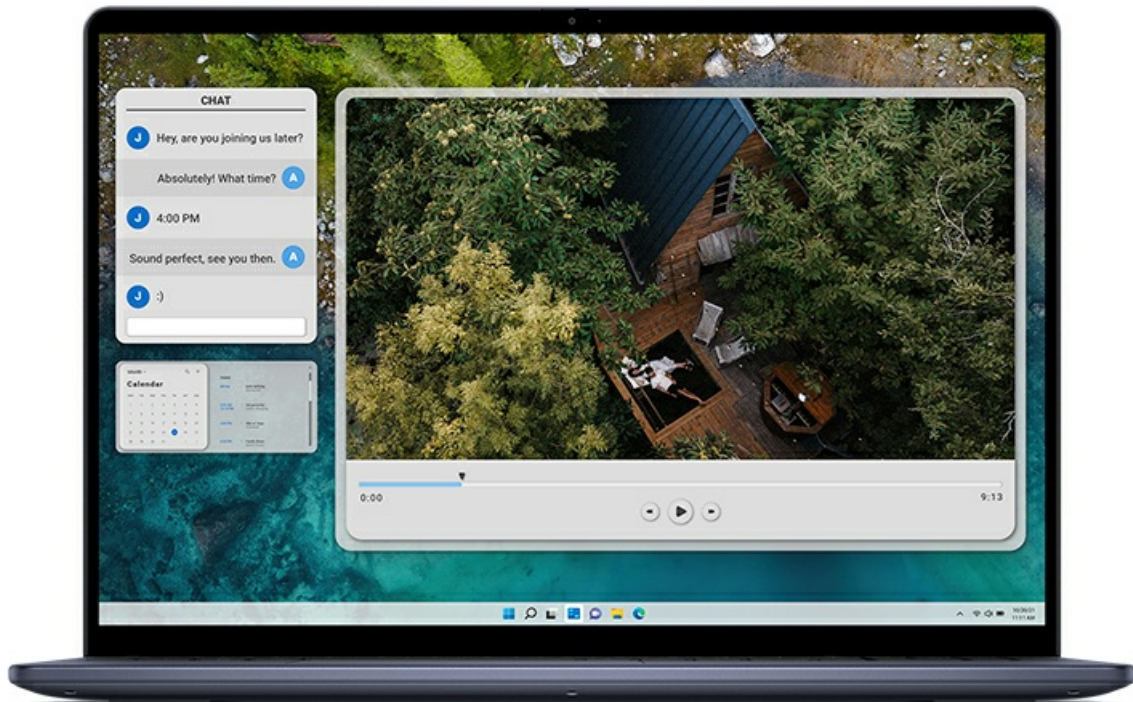
The laptop comes pre-installed with Windows 11 Home operating system.

## 2. PRODUCT OVERVIEW

### 2.1 Key Features

- **Designed for productivity:** Military-grade testing for reliability, built-in Trusted Platform Module for data protection, and various connectivity options.
- **Made for virtual connection:** FHD camera with wide dynamic range and temporal noise reduction, dual mics with AI noise reduction, and a mechanical privacy shutter.
- **Productivity-ready features:** Fingerprint reader for secure sign-in, intelligent power and thermal adjustment, and a full-size keyboard with number pad.
- **Windows 11 Home:** Modern design and multitasking tools, integration with Microsoft Teams and Microsoft Studio Effects for enhanced video calls.
- **Sustainability inspired:** ENERGY STAR 8.0 certified, EPEAT Silver registered with Climate+ designation, and ships in packaging made with 100% recycled or renewable content.


### 2.2 External Components and Ports



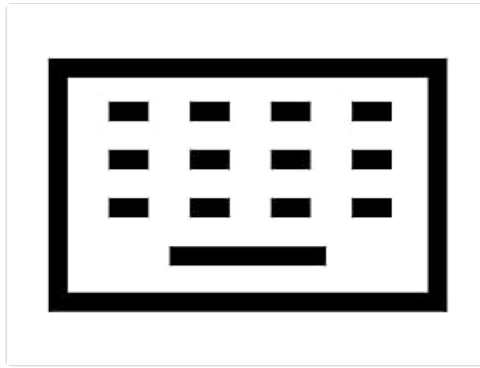
Side view of the Dell Inspiron 16 5645 Laptop highlighting the various ports including USB, HDMI, and SD card reader.



Detailed diagram of the laptop's ports and connectors on both sides, including Wedge-shaped lock slot, Headset Jack, SD Card Reader, Power Jack, HDMI 1.4, USB 3.2 Gen 1 Type-A, and USB 3.2 Gen 2 Type-C.



Close-up of the laptop's full-size keyboard with number pad and precision touchpad.



Side profile of the laptop illustrating its slim 19.05mm thickness.

## 3. OPERATING INSTRUCTIONS

### 3.1 Using the Keyboard and Touchpad

The full-size keyboard includes a number pad for efficient data entry. The precision touchpad supports multi-touch gestures for navigation and interaction with the operating system. Refer to Windows 11 documentation for specific gesture controls.

### 3.2 Connecting External Devices

Utilize the available USB 3.0 ports, USB Type-C port, and HDMI port to connect external devices such as monitors, external storage, and peripherals. The SD Card Reader allows for easy transfer of files from memory cards.

### 3.3 Camera and Audio Features

The integrated FHD webcam features a mechanical privacy shutter for security. Dual microphones with AI noise reduction technology ensure clear audio during video calls and recordings.



# Windows 11

The laptop's FHD camera and dual mics enhance virtual communication.

### **3.4 Display Features**

The 16.0-inch FHD+ (1920 x 1200) display offers crisp visuals. Dell ComfortView Plus technology reduces harmful blue light for comfortable viewing, while Dolby Vision enhances color and contrast for an immersive experience.



The laptop display provides expansive visuals with a 16-inch screen and 16:10 aspect ratio.

### 3.5 Product Videos

Your browser does not support the video tag.

This video provides a short overview of the Dell Inspiron 16 5645 Laptop, showcasing its design and some features.

Your browser does not support the video tag.

This video provides a short overview of the Dell Inspiron 16 5645 Laptop, showcasing its design and some features.

## 4. MAINTENANCE AND CARE

### 4.1 General Cleaning

Regularly clean the laptop's screen, keyboard, and chassis with a soft, lint-free cloth. For stubborn smudges, use a screen cleaner specifically designed for electronics. Avoid using harsh chemicals or abrasive materials.

### 4.2 Battery Care

To maximize battery lifespan, avoid extreme temperatures and fully discharging the battery frequently. It is recommended to keep the battery charge between 20% and 80% for optimal performance over time.

### 4.3 Software Updates

Ensure your operating system and drivers are kept up-to-date. Windows Update will automatically manage most software updates. Periodically check the Dell support website for the latest driver updates for your specific model.

## 5. TROUBLESHOOTING

### 5.1 Common Issues and Solutions

- **Laptop not powering on:** Ensure the AC adapter is securely connected and the power outlet is functional. Try holding the power button for 15-20 seconds to perform a hard reset.
- **Display issues (no image, flickering):** Connect an external monitor to check if the issue is with the laptop's display or the graphics card. Update graphics drivers.
- **Connectivity problems (Wi-Fi, Bluetooth):** Check network settings and ensure Wi-Fi/Bluetooth is enabled. Restart your router or modem. Update wireless drivers.
- **Slow performance:** Close unnecessary applications, check for malware, ensure sufficient free storage space, and update drivers.
- **Overheating:** Ensure ventilation vents are clear. Use the laptop on a hard, flat surface. Adjust power settings to optimize cooling.

For further assistance, refer to the Dell support website or contact Dell customer service.

## 6. SPECIFICATIONS

### 6.1 Technical Specifications

Feature	Specification
Standing screen display size	16 Inches
Screen Resolution	1920 x 1200 pixels
Max Screen Resolution	1920x1200 Pixels
Processor	3.3 GHz amd_ryzen_7
RAM	16 GB DDR5
Memory Speed	5600 MHz
Hard Drive	1 TB SSD
Graphics Coprocessor	AMD Radeon™ Graphics
Chipset Brand	AMD
Card Description	Integrated
Wireless Type	Bluetooth
Number of USB 3.0 Ports	3
Hardware Platform	PC
Operating System	Windows 11 Home

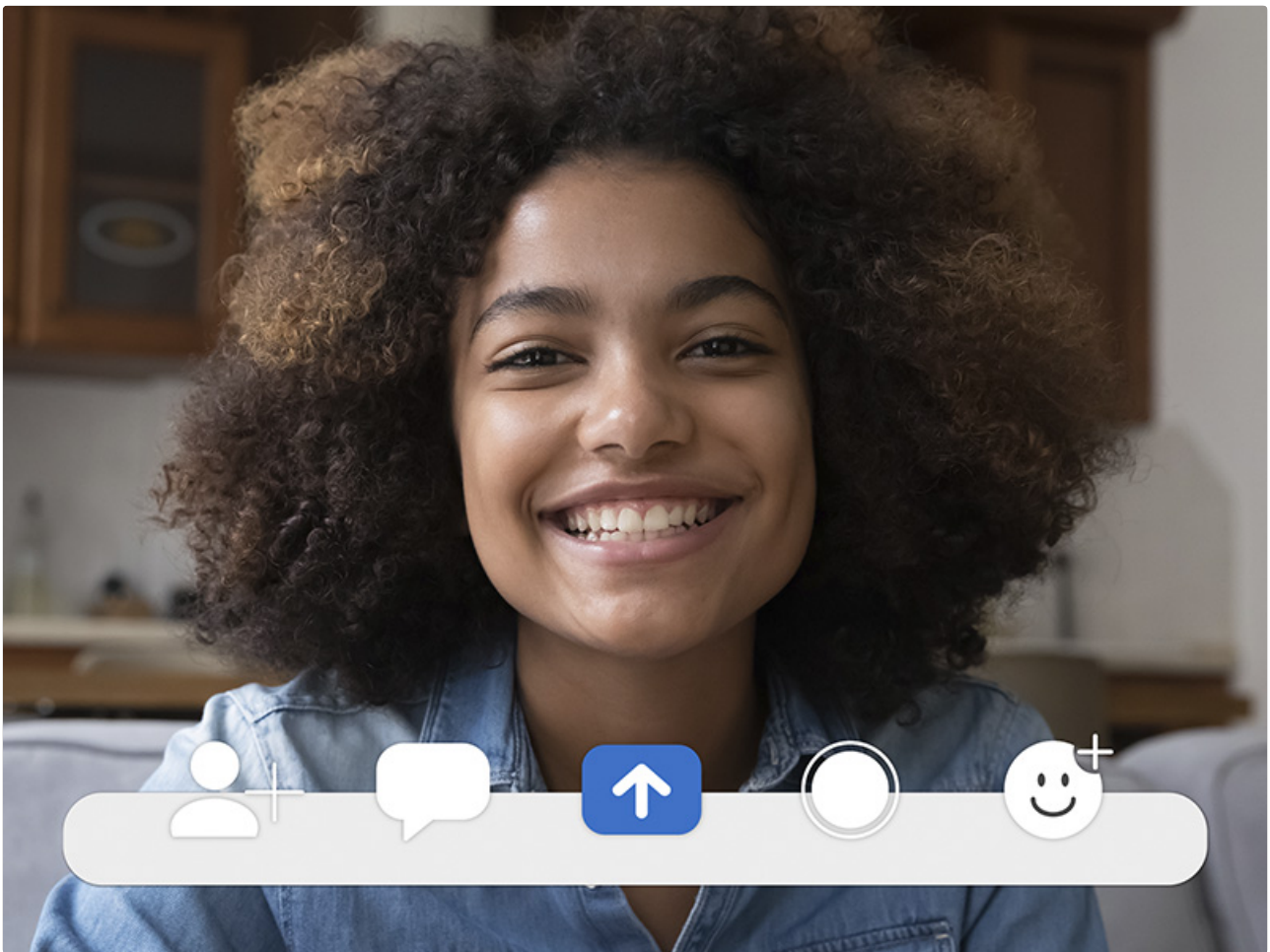
Item Weight	4.71 pounds
Product Dimensions	9.82 x 14.04 x 0.68 inches
Color	Midnight Blue
Processor Brand	AMD
Number of Processors	8
Computer Memory Type	DDR5 RAM
Flash Memory Size	1 TB
Hard Drive Interface	Solid State
Optical Drive Type	No Optical Drive
Voltage	240 Volts (AC)
Batteries	1 Lithium Polymer batteries required. (included)
Special Feature	Fingerprint Reader

## 7. WARRANTY AND SUPPORT

### 7.1 Dell Services

- **1 Year Onsite Service:** Provides support when and where you need it. Dell will come to your home, office, or location of choice, if an issue covered by Limited Hardware Warranty cannot be resolved remotely.
- **6 Months Dell Migrate:** A simple do-it-yourself tool that moves your hard-to-replace data, personal records, and important files to your latest Dell PC.





Dell's 1 Year Onsite Service provides support at your location if issues cannot be resolved remotely.



Dell offers comprehensive support including 24x7 hardware support, onsite repair, and SupportAssist technology.

## 7.2 Protection Plans

- **2-Year Protection Plan:** Available for a one-time payment of \$89.99.
- **4-Year Protection Plan:** Available for a one-time payment of \$149.99.
- **Complete Protect:** Monthly billing at \$16.99, covering all eligible past and future purchases.

## 7.3 Recycling and Sustainability

This Inspiron laptop is ENERGY STAR 8.0 certified and registered EPEAT Silver with the EPEAT Climate+ designation, indicating adherence to industry best practices for decarbonization. The packaging is made with 100% recycled or renewable content and is 100% recyclable.



The laptop's packaging is made from 100% recycled or renewable materials, emphasizing Dell's commitment to sustainability.

Your browser does not support the video tag.

This video from Dell Technologies highlights their commitment to designing products with recycled and repurposed materials, and their tech recycling program.