Saved from manuals.plus.
Open the live page for links to other documents and user manuals.

iGPSPORT BSC300T

iGPSPORT BSC300T Wireless Bike Computer User Manual

Model: BSC300T

1. Introduction

The iGPSPORT BSC300T is an advanced wireless GPS bike computer designed to enhance your cycling experience with comprehensive data tracking, navigation, and smart connectivity. Featuring a responsive touchscreen and robust build, it provides essential information for road, mountain, and e-bike riders.

2. Package Contents

- 1 x BSC300T Bike Computer
- 1 x Rubber Pad
- 2 x Rubber Bands
- 1 x User Manual

Note: Charging cable (standard Type-C) is not included.



Image: Contents of the BSC300T package, including the computer, mounting accessories, and manual.

3. Product Overview & Features

The BSC300T is designed for optimal performance and user convenience.

Key Features:

- **2.4-inch Touchscreen:** Intuitive interface for easy operation.
- **Offline MAP Navigation:** Built-in 8GB storage for detailed offline maps with off-course warnings and intelligent route replanning.
- **Global GPS Coverage:** Supports GPS, Beidou, GLONASS, GALILEO, and QZSS for accurate positioning worldwide.
- **Wide Device Compatibility:** Connects via BLE/ANT+ to speed sensors, cadence sensors, heart rate monitors, power meters, smart watches, smart trainers, and e-bikes.
- **130+ Riding Data:** Provides extensive data analysis including speed, distance, grade, cadence, calories, time, temperature, HR, power, and altitude.
- **Smart Notifications:** Receive texts, calls, and alerts when paired with your smartphone.
- **Long Battery Life:** Up to 20 hours of operation on a single charge.
- **IPX7 Waterproof:** Designed to withstand various weather conditions.
- **Light and Compact:** Weighs only 67g with a streamlined design.
- **Multi-language Support:** Available in English, Spanish, Portuguese, French, German, Italian, and more.

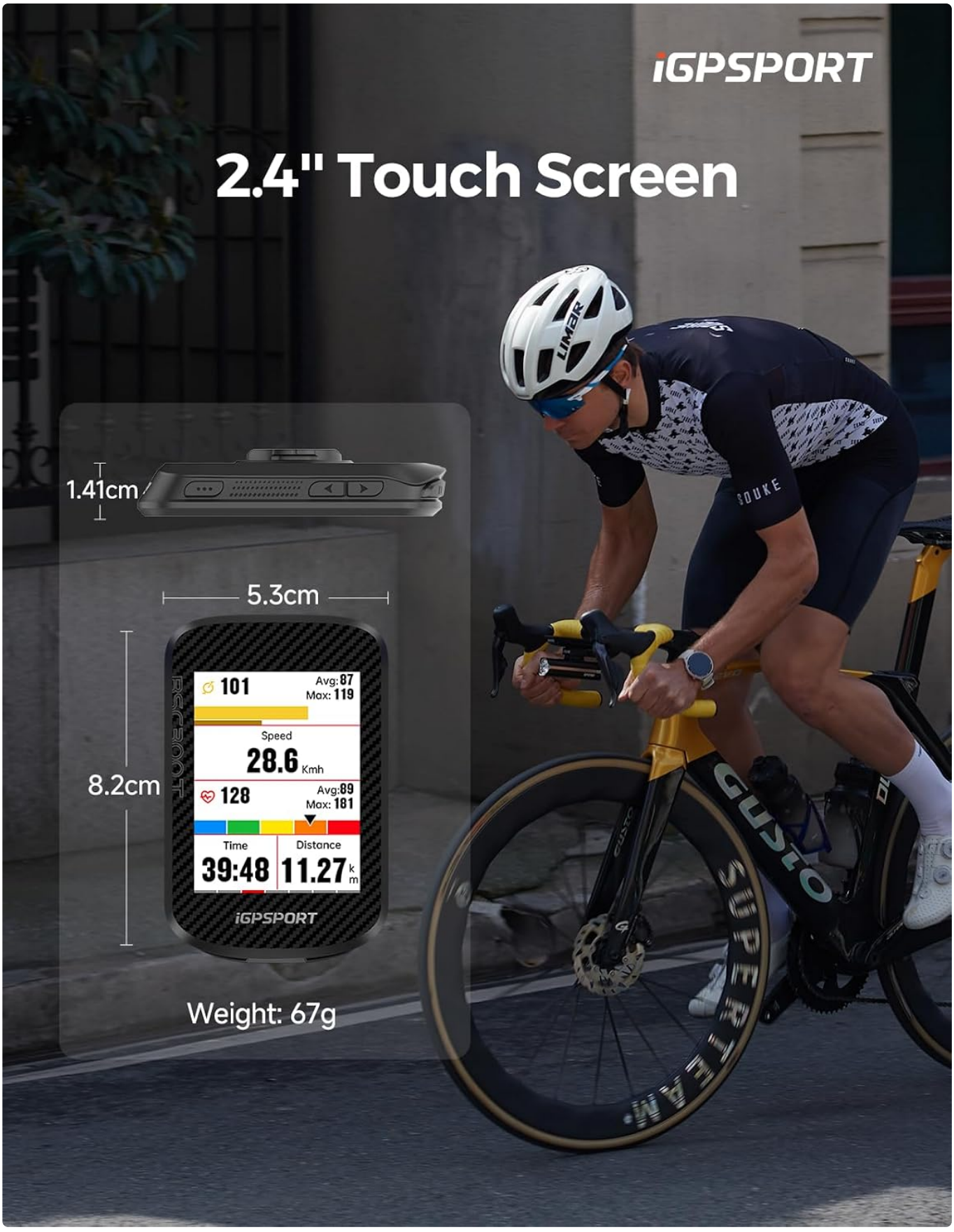

Image: The BSC300T features a 2.4-inch touchscreen display, with dimensions of 8.2cm x 5.3cm x 1.41cm and a weight of 67g.



Image: The BSC300T offers wide compatibility with various cycling devices and sensors using Bluetooth and ANT+ dual protocols.



Image: The BSC300T is IPX7 waterproof, ensuring reliable performance in wet conditions.

4. Setup & Installation

Mounting Method:

1. Stack the two fixed bases together.
2. Place the stacked base on the bike handlebar.
3. Cross the two rubber bands to bind the base securely.
4. Adjust the angle of the mount for optimal viewing.
5. Fix the bike computer onto the base by twisting it into place.
6. Installation is complete.



Image: Step-by-step instructions for mounting the BSC300T bike computer on your bicycle handlebars.

5. Operating Instructions

Power On/Off:

Press and hold the power button (usually located on the side or bottom) to turn the device on or off. The touchscreen will activate upon power-on.

Basic Navigation:

Use the touchscreen to swipe between data screens and access menus. Physical buttons provide additional control for specific functions like starting/stopping a ride, lap recording, or menu selection.

Language Selection:

Navigate to the settings menu to select your preferred language. The BSC300T supports multiple languages including English, Spanish, Portuguese, French, German, and Italian.



Image: The BSC300T supports multiple languages, allowing users to select their preferred interface language.

6. Connectivity

The BSC300T offers extensive connectivity options to pair with various external sensors and devices, enhancing your data collection and riding experience.

Sensor Pairing (BLE/ANT+):

The device is compatible with a wide range of sensors using both Bluetooth Low Energy (BLE) and ANT+ protocols. This includes:

- Speed Sensors
- Cadence Sensors
- Heart Rate Monitors (Armband and Chest HRM)
- Power Meters
- Smart Trainers
- E-bikes (to show odometer, remaining range, gear mode, etc.)
- Smart Watches
- iGPSPORT Smart Lights and Radar Tail Lights

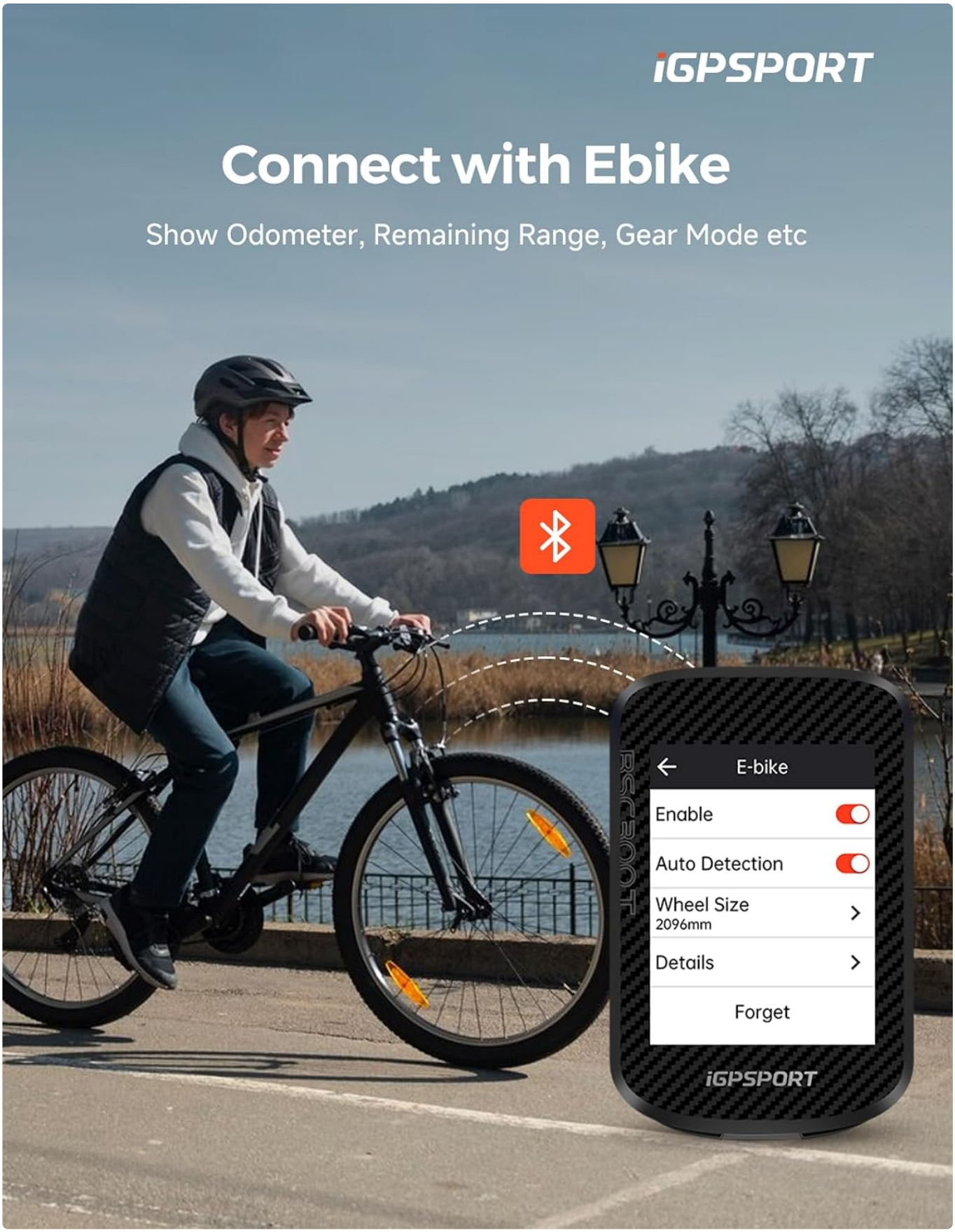

Image: The BSC300T can connect with e-bikes to display relevant data such as odometer, remaining range, and gear mode.

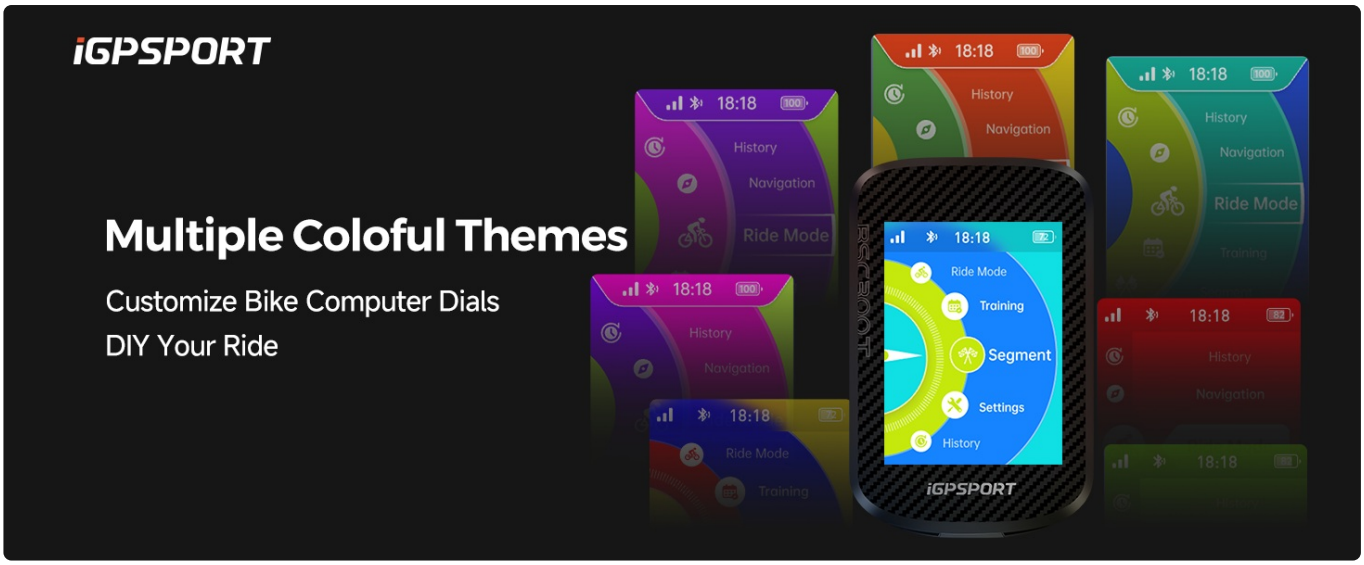

Image: The BSC300T supports connection with a variety of sensors for comprehensive data tracking.

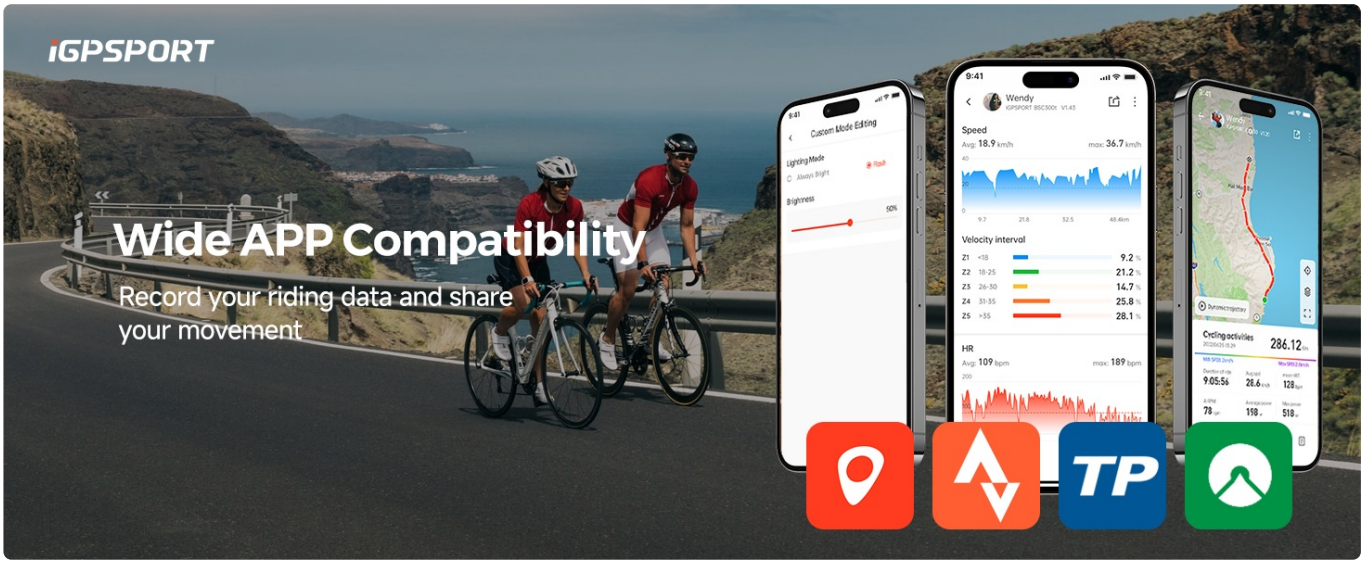

Image: Control iGPSPORT Smart Lights directly from your BSC300T, viewing battery levels and adjusting modes.



Image: The BSC300T supports connection with radar tail lights for enhanced safety and data integration.

7. Navigation

The BSC300T provides robust navigation features to keep you on track and informed during your rides.

Offline Maps:

With 8GB of internal storage, the device supports offline map navigation. You can download maps for various regions from the official iGPSPORT website and transfer them to your device via USB.

Navigation Alerts:

- **Off Course Warning:** Alerts you if you deviate from your planned route.
- **Intelligent Route Replanning:** Automatically recalculates your route if you go off course.
- **Roadbook Navigation:** Follow pre-loaded routes.
- **Yaw Alerts:** Provides warnings for sharp turns or changes in direction.
- **Turning Alerts:** Notifies you of upcoming turns.
- **Back to Start:** Guides you back to your starting point.
- **End Distance Alerts:** Informs you of remaining distance to your destination.



Image: The BSC300T provides detailed map navigation with various alerts and guidance features.



Image: The BSC300T offers global GPS coverage, supporting multiple satellite systems for accurate tracking.

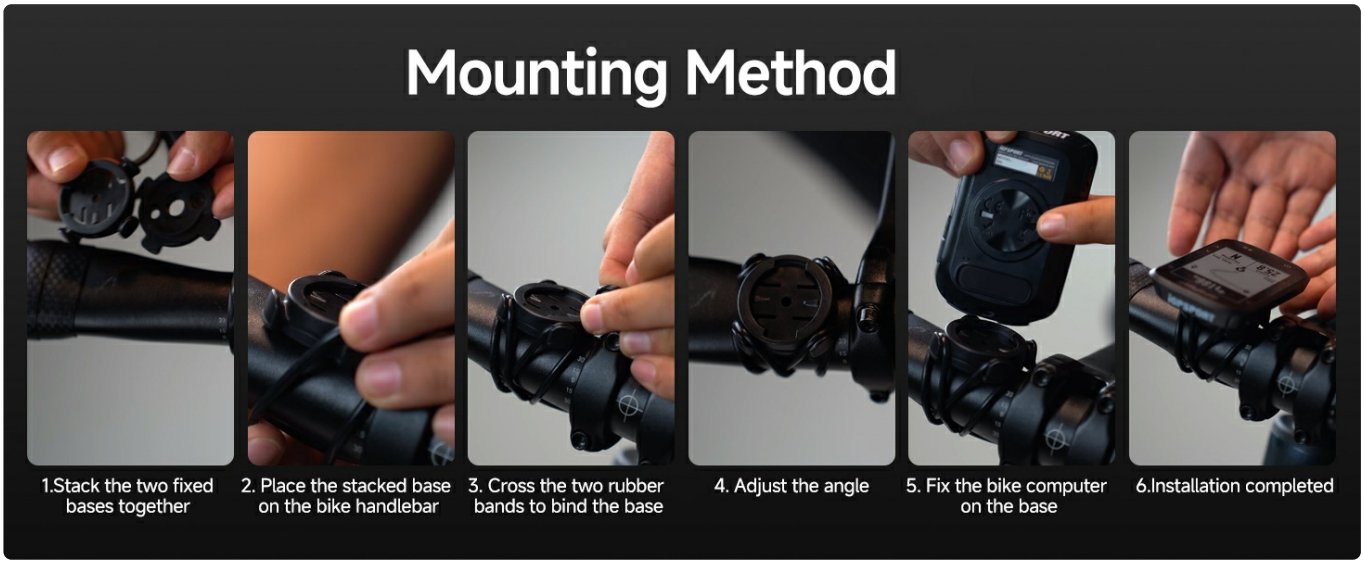

Image: Instructions for downloading and installing global maps onto your BSC300T from the iGPSPORT website.

8. Data & Analysis

The BSC300T collects and displays over 130 types of riding data, allowing for detailed analysis of your performance.

Data Display:

Customize your data screens to show metrics such as current speed, average speed, max speed, distance, time, cadence, heart rate, power output, calories burned, altitude, and more.

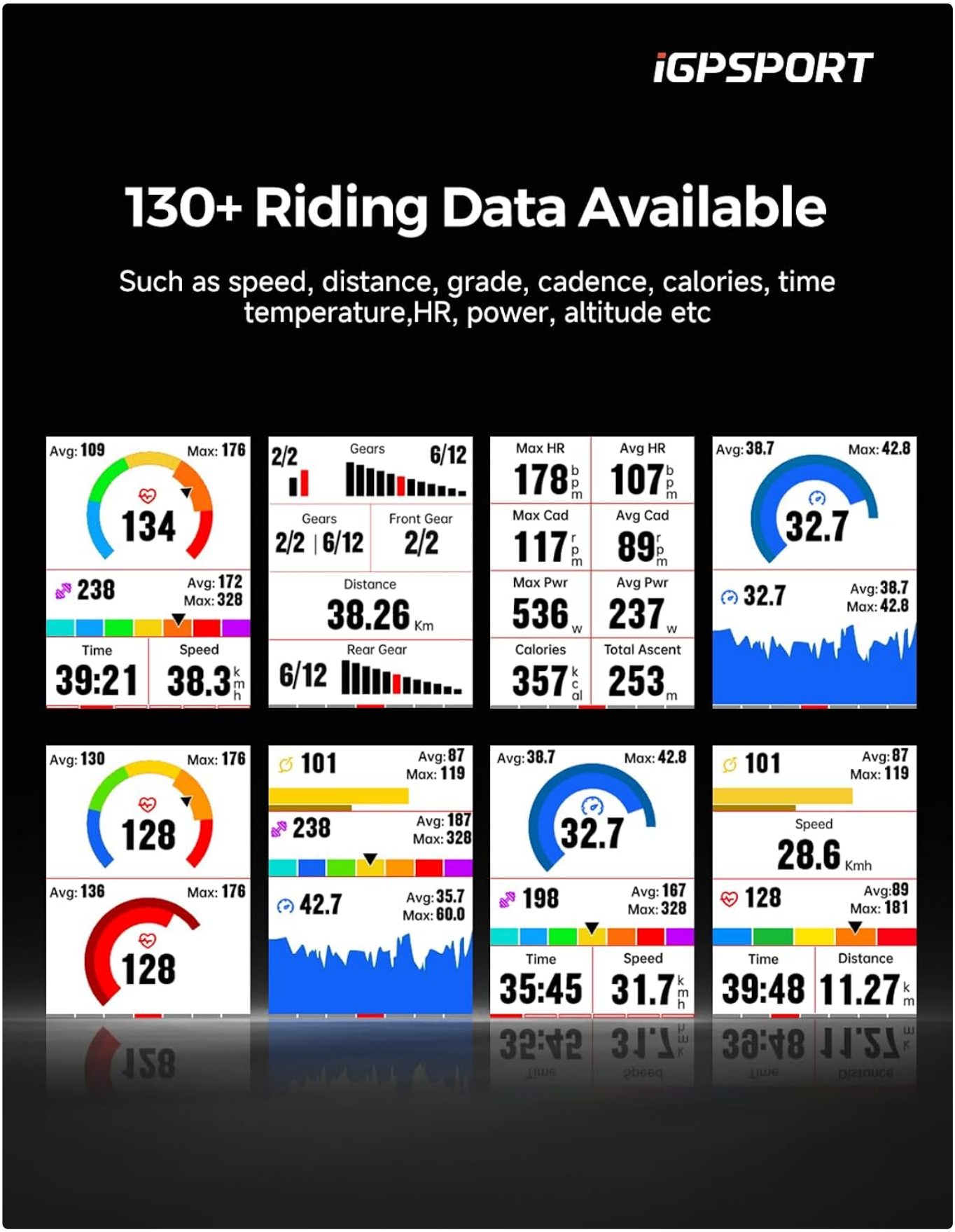

Image: Examples of the 130+ riding data points available on the BSC300T, including performance metrics and ride statistics.

Advanced Workout & Stage Function:

Customize training sessions or download them directly from the iGPSPORT APP. The individual stage function allows you to track and compare your performance against personal records or KOMs (King of the Mountain).

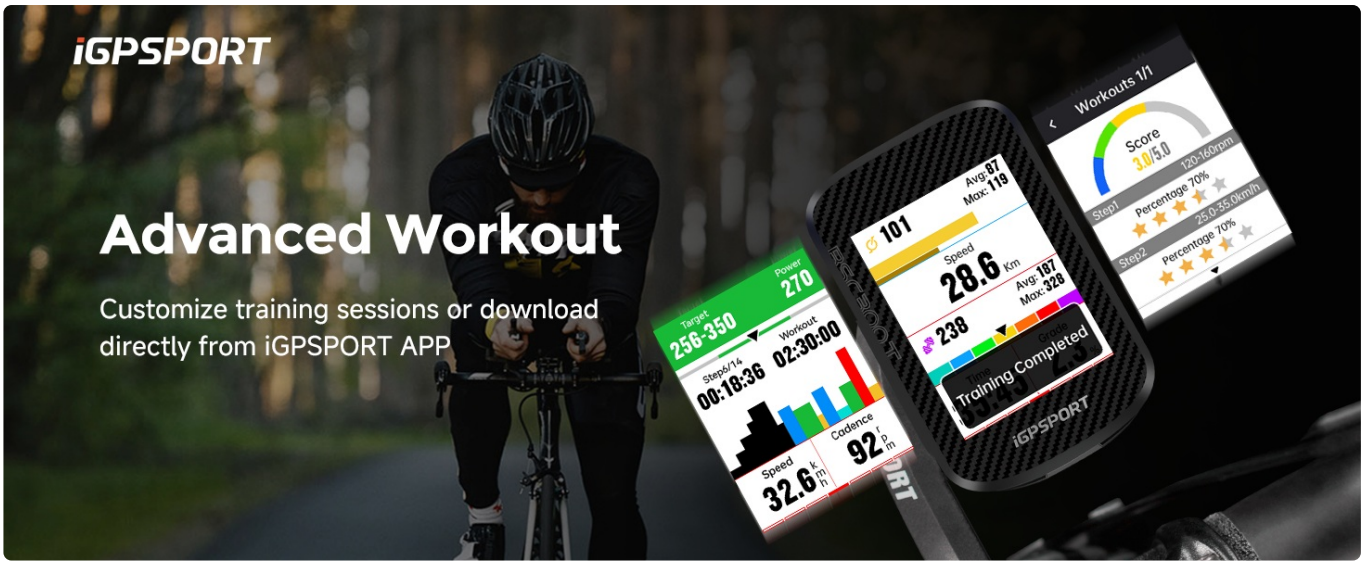

Image: The BSC300T supports advanced workout customization and tracking through the iGPSPORT APP.

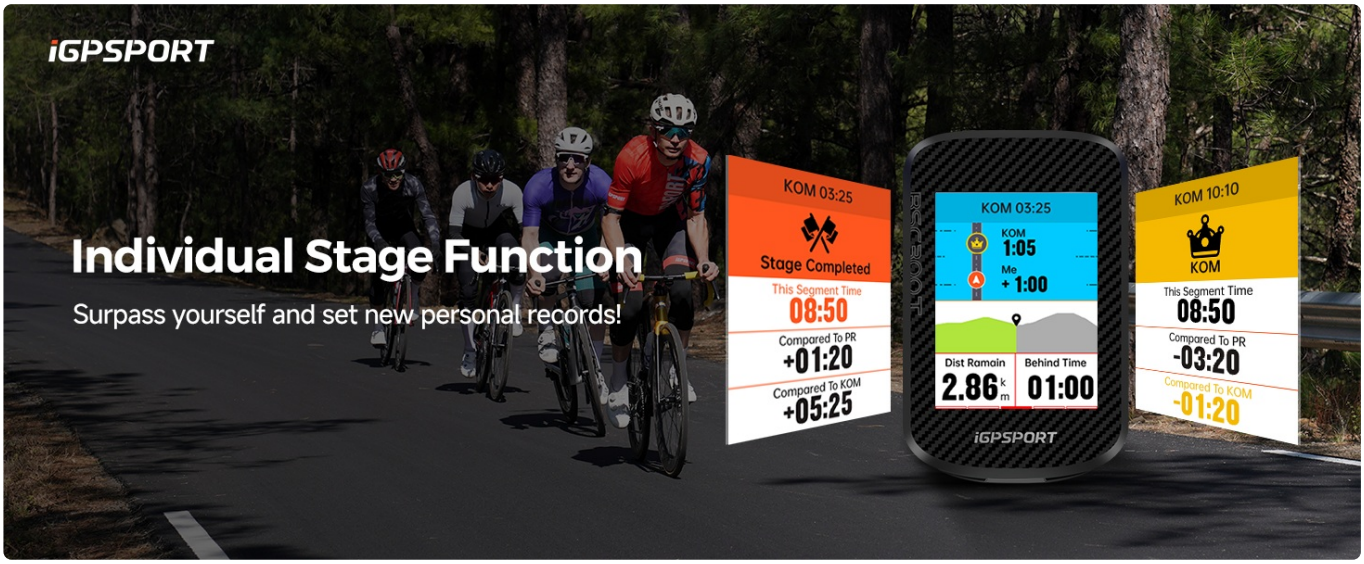

Image: Utilize the individual stage function to track and compare your performance against personal records and KOMs.

App Compatibility & Data Sharing:

Record your riding data and share your movement through wide APP compatibility. The BSC300T is compatible with Insta360, allowing you to add riding data to your action camera recording videos. You can also share your live location at any time.

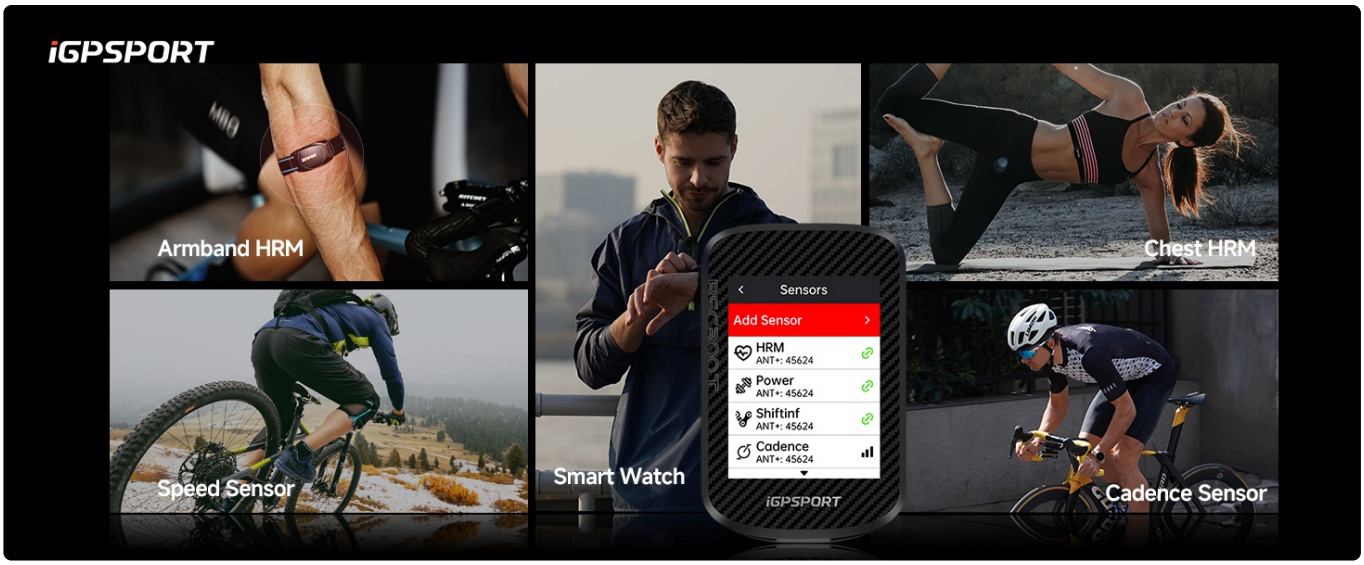

Image: The iGPSPORT app provides comprehensive data recording and sharing capabilities, compatible with various platforms.

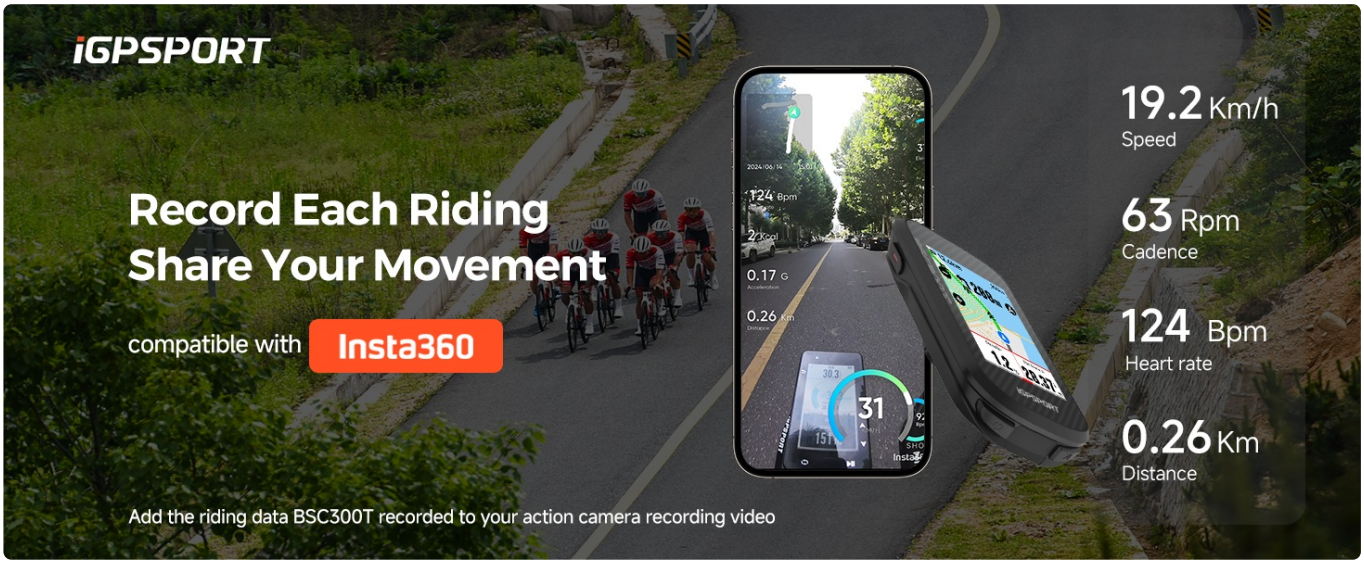

Image: Integrate your BSC300T riding data with Insta360 action camera videos for a richer recording experience.

9. Maintenance

To ensure the longevity and optimal performance of your iGPSPORT BSC300T, follow these maintenance guidelines:

- **Cleaning:** Wipe the device with a soft, damp cloth. Avoid using harsh chemicals or abrasive cleaners.
- **Storage:** Store the device in a cool, dry place away from direct sunlight and extreme temperatures.
- **Charging:** Use a standard Type-C USB cable for charging. Avoid overcharging or completely draining the battery frequently.
- **Firmware Updates:** Regularly check the iGPSPORT official website or app for firmware updates to ensure the best performance and access to new features.

10. Troubleshooting

If you encounter issues with your BSC300T, refer to the following common solutions:

Device Not Powering On:

- Ensure the device is fully charged. Connect it to a power source and wait a few minutes before attempting to

power on again.

- Try a different charging cable and adapter.

GPS Signal Issues:

- Ensure you are in an open area with a clear view of the sky.
- Allow the device sufficient time to acquire a GPS signal, especially during the first use or after a long period of inactivity.

Sensor Not Connecting:

- Ensure the sensor's battery is not depleted.
- Make sure the sensor is awake and within range of the bike computer.
- Check the sensor pairing settings on the BSC300T and re-pair if necessary.
- Ensure no other devices are actively connected to the sensor.

Screen Unresponsive:

- Perform a soft reset by holding down the power button until the device restarts.
- Ensure the screen is clean and dry.

11. Specifications

Feature	Specification
Screen	2.4 inch Touchscreen
Dimensions	82 x 53 x 14.1 mm (3.54 x 1.02 x 5.67 inches)
Weight	67g (0.4 Kilograms Package Weight)
Battery Life	20 Hours
Interface	Type-C USB
Data Storage	8GB
Waterproof Grade	IPX7
Buttons	6 Buttons
Connectivity	BLE/ANT+ Dual Protocols
GPS	GPS+Beidou+GLONASS+GALILEO+QZSS
Mounting Type	Handlebar Mount

12. Warranty & Support

Warranty Information:

The iGPSPORT BSC300T comes with a 1-Year Warranty from the date of purchase. This warranty covers manufacturing defects and malfunctions under normal use. Please retain your proof of purchase for warranty claims.

Customer Support:

For technical assistance, troubleshooting, or warranty inquiries, please visit the official iGPSPORT website or contact their customer support. You can find more information and resources, including firmware updates and map downloads, on their support page.

For more information, visit the iGPSPORT Store on Amazon.

Ask a question about this manual

Ask about setup, troubleshooting, compatibility, parts, safety, or missing instructions. Manuals+ will review the question and use this page's manual context to help answer it.

Name

Anonymous

Email

you@example.com

After a successful submission, we securely hash the supplied account or form email before sending it to Microsoft Advertising for conversion attribution. Privacy details.

Question

Example: How do I reset this device or fix this error?

Details

Model number, symptoms, what you tried, or the section of the manual you are using.

Submit question

Open the live page

https://manuals.plus/asin/B0CZ3GMX7Q

More documents and user manuals: **https://manuals.plus/**