

[Manuals.plus](#) /

› [Feandrea](#) /

› Feandrea Orthopaedic Dog Sofa Bed (Model UPGW232G02) Instruction Manual

Feandrea UPGW232G02

Feandrea Orthopaedic Dog Sofa Bed

Model: UPGW232G02

Brand: Feandrea

INTRODUCTION

Thank you for choosing the Feandrea Orthopaedic Dog Sofa Bed. This manual provides essential information for the proper setup, operation, and maintenance of your new dog bed. Designed for medium dogs, this bed offers superior comfort and support with its orthopaedic foam and soft, washable cover. Please read these instructions carefully to ensure the longevity and optimal performance of the product.

PRODUCT COMPONENTS

The Feandrea Orthopaedic Dog Sofa Bed comes with the following components:

- 1 x Fluffy PV Plush Cover (Dark Gray)
- 1 x Water-Repellent Liner
- 1 x 26D Supportive Egg Crate Foam Base
- 1 x Non-Slip Fabric with Rubber Dots (bottom layer)
- 1 x Instruction Manual



Image: All components of the dog bed laid out, including the fluffy cover, water-repellent liner, egg crate foam, and non-slip fabric base.

SETUP INSTRUCTIONS

Follow these steps to assemble your Feandrea Orthopaedic Dog Sofa Bed:

1. **Unpack Components:** Carefully remove all components from the packaging. The foam inserts will be vacuum-sealed.
2. **Allow Foam to Expand:** Take the egg crate foam and the bolster inserts out of their vacuum-sealed bags. Gently pat or shake them to help them regain their shape. Allow up to 48 hours for the foam to fully expand and fluff up.
3. **Insert Foam Base:** Locate the zipper on the bottom of the fluffy cover. Unzip it and insert the fully expanded egg crate foam base into the main compartment of the cover.
4. **Insert Bolster Inserts:** Insert the bolster inserts into the raised edges around the perimeter of the cover. Ensure they are evenly distributed to provide consistent support.
5. **Zip Up Cover:** Once all inserts are in place, securely zip up the cover.
6. **Position the Bed:** Place the assembled dog bed in your desired location.

feandrea
by SONGMICS HOME

Model: Lucky
Weight: 75 lb (34 kg)
Age: 3 years



Fluffy Dog Bed

Nestle in comfort, nestle in love

Image: An assembled Feandrea Orthopaedic Dog Sofa Bed, ready for use.

OPERATING THE DOG BED

The Feandrea Orthopaedic Dog Sofa Bed is designed to provide a comfortable and supportive resting place for your pet. No complex operation is required; simply allow your dog to enjoy its new bed.

Key Features:

- **Raised Edges:** The thick, raised edges offer a secure and comfortable spot for your dog to rest its head and

neck, promoting a sense of security.

- **Supportive Egg Crate Foam:** The egg crate foam padding provides firm, even support, enhancing airflow and breathability. This design helps relieve pressure on the spine and joints, making it beneficial for elderly dogs.
- **Cloud-Like Plush Surface:** Covered with fluffy long plush, the bed offers a soft, calming surface that helps soothe your dog and promotes deeper, more restful sleep.
- **Non-Slip Base:** The bottom features anti-slip rubber dots to prevent the bed from sliding on smooth surfaces, ensuring your dog feels safe when getting in and out.
- **Water-Repellent Liner:** An internal water-repellent liner temporarily prevents liquids from seeping into the foam padding, allowing time to address small accidents.




Image: Raised edges provide head and neck support.

Egg Crate Foam

- Offers firm, even support that soothes joints and backs
- The cone shape allows for good airflow and enhances breathability


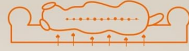


Image: Egg crate foam offers supportive padding.

MAINTENANCE AND CLEANING

Regular cleaning will help maintain the hygiene and appearance of your dog bed.

1. **Remove the Cover:** Unzip the bottom zipper of the dog bed cover and carefully remove the inner foam inserts (egg crate foam and bolsters).
2. **Wash the Cover:** The fluffy cover is machine washable. Wash it separately in cold water on a gentle cycle. Do not bleach.
3. **Drying the Cover:** Tumble dry on low heat or air dry. Ensure the cover is completely dry before reassembling the bed.
4. **Clean Foam Inserts:** The inner foam cushions are not washable. If they become soiled, spot clean them with a mild detergent and allow them to air dry completely.
5. **Reassemble:** Once the cover is dry, reinsert the foam base and bolster inserts, then zip the cover securely.

Removable & Washable Cover

Easily get rid of any hair and odors



Image: The removable cover can be easily washed.

TROUBLESHOOTING

This section addresses common concerns you might encounter with your dog bed.

- **Foam not fully expanded:** If the foam inserts do not fully expand after 48 hours, gently massage them to help break up any compressed areas. Ensure they are in a warm, well-ventilated area.
- **Cover appears flat after washing:** After washing and drying, the fluffy cover may appear less voluminous. Gently brush or shake the fibers to restore its plushness.

- **Unpleasant odor:** A new product may have a slight odor upon unpacking. This is normal and will dissipate within a few days in a well-ventilated area.

SPECIFICATIONS

Feature	Detail
Product Dimensions	36"L x 27"W x 9"Th (91 x 68 x 23 cm)
Item Weight	5.7 Pounds (2.6 kg)
Material Type	PV Plush, Egg Crate Foam
Color	Dark Gray
Breed Recommendation	Medium Breeds (e.g., French Bulldogs, Corgis, Dachshunds)
Maximum Weight Recommendation	55 Pounds (25 kg)
Special Feature	Non-Slip & Water-Repellent Liner
Manufacturer Part Number	UPGW232G02
UPC	194343086095

L



How to Measure Your Dog for a Dog Bed?

Length: While your dog is lying on its stomach, measure from the tip of its nose to the base of its tail. Add 6"-10" (15-25 cm) to the measurement to get the right length of the dog bed
 * Make sure the internal size of the dog bed is larger than your dog's length







Dog	Dog Bed Size	Ideal Dog Weight	Ideal Dog Breeds
M 	30" x 23" x 9" (76 x 58 x 23 cm)	Up to 28 lb (13 kg)	French Bulldog, Corgi, Dachshund
L 	36" x 27" x 9" (91 x 68 x 23 cm)	Up to 55 lb (25 kg)	Border Collie, Golden Retriever, Husky, Beagle
XL 	42" x 31.5" x 9" (106 x 80 x 23 cm)	Up to 77 lb (35 kg)	German Shepherd, Labrador Retriever, German Shorthaired Pointer
XXL 	48" x 33.5" x 9.5" (122 x 85 x 24 cm)	Up to 99 lb (45 kg)	Bernese Mountain Dog, Alaskan Malamute, Weimaraner

Image: Product dimensions and a size guide for various dog breeds.

WARRANTY AND SUPPORT

For information regarding product warranty or customer support, please refer to the documentation included with your purchase or contact Feandrea customer service directly. Specific warranty terms and support contact details are not provided in this general instruction manual.

© 2024 Feandrea. All rights reserved.