

SVAKOM Chika

Svakom Chika App-Controlled Flexible Warming Rabbit Vibrator User Manual

Model: Chika | Item Number: 54046730000

INTRODUCTION

The Svakom Chika is an interactive, flexible rabbit vibrator designed to offer independent G-Spot and clitoral stimulation. It features 5 vibration modes, an intelligent mode, and 5 intensities, along with a warming function that can reach up to 39°C. The device can be customized and controlled via a dedicated app, enabling features like long-distance play and interactive experiences.



Image: The Svakom Chika vibrator shown alongside its product packaging, highlighting its design and branding.

SAFETY INFORMATION

This product is waterproof and includes a travel lock for safety. Always adhere to the provided instructions for safe usage. Ensure the device is clean before and after each use. Do not use the device if the charging port is damaged or if the device shows any signs of malfunction.

SETUP

1. Charging

1. Locate the charging port on the device.

2. Connect the provided charging cable to the device and a suitable USB power source.
3. Charge the device for approximately 2 hours to achieve a full battery, which provides up to 1 hour of use.
4. The indicator light will show charging status (refer to device specific light patterns for full/charging indication).

2. App Download and Connection

1. Download the official Svakom app from your smartphone's app store (iOS or Android).
2. Ensure your device is charged and powered on.
3. Open the Svakom app and follow the on-screen instructions to pair your Chika device via Bluetooth.
4. Once connected, you can customize and control the device through the app interface.

OPERATING INSTRUCTIONS

1. Basic Operation

Press and hold the power button to turn the device on or off. Short presses of the power button or other control buttons on the device (if present) may cycle through modes or intensities. For full control, use the Svakom app.

2. Vibration Modes and Intensities

The Svakom Chika offers 5 distinct vibration modes and 5 intensity levels. These can be adjusted directly on the device or through the Svakom app. The app also provides an intelligent mode for varied sensations.

3. Warming Function

Activate the warming function via the Svakom app. The device can warm up to 39°C, providing an additional sensory experience. Allow a few moments for the device to reach the desired temperature.

4. Customizable Settings

Within the Svakom app, you can save your preferred vibration patterns and settings. This allows for quick access to your favorite experiences without needing to reconfigure them each time.

5. Travel Lock

To prevent accidental activation during travel or storage, engage the travel lock feature. This can typically be done by pressing and holding specific buttons on the device or through the app. Refer to the app for precise instructions on activating and deactivating the travel lock.

6. App-Controlled Features

- **Long-Distance Play:** Connect with a partner via the app for synchronized experiences, even when physically apart. Follow the app's on-screen instructions for setting up and initiating long-distance play.
- **Interactive Videos:** The app may offer integration with interactive adult videos, allowing the device to respond to on-screen content.
- **Webcam Tips:** The app may provide guidance for earning tips via webcam interactions. Ensure you are of legal age and comply with all local laws and platform terms of service when engaging in such activities.

SVAKOM
チカ

製品特徴

挿入部が38°Cに温まるヒート機能付バイブレーター

特徴
01



ヒート機能付
パワフルバイブレーター

特徴
02



5種類、
5段階の振動モード

特徴
03



アプリ対応で
スマホ操作が可能

特徴
04

IPX7



嬉しい完全防水仕様
プレミアムシリコン

Image: This diagram highlights key features of the Svakom Chika: (1) Heat function up to 38°C, (2) 5 vibration modes and 5 intensity levels, (3) App compatibility for smartphone control, and (4) IPX7 waterproof rating with premium silicone material.

MAINTENANCE

1. Cleaning

The Svakom Chika is waterproof. Clean the device thoroughly with warm water and a mild, toy-safe soap before and after each use. Rinse thoroughly and pat dry with a lint-free cloth. Avoid using harsh chemicals, alcohol-based cleaners, or petroleum-based lubricants, as these can damage the silicone material.

2. Storage

Store the device in a clean, dry, and dust-free environment, away from direct sunlight and extreme temperatures. Keep it separate from other toys made of different materials to prevent material degradation. Ensure the travel lock is engaged during storage to prevent accidental activation.

TROUBLESHOOTING

- **Device not turning on:** Ensure the device is fully charged. If the issue persists, try charging it for an

extended period.

- **App connectivity issues:** Make sure Bluetooth is enabled on your smartphone and the device is within range. Restart both the device and the app.
- **Vibrations are weak or inconsistent:** The battery might be low; recharge the device.
- **Warming function not working:** Check the app settings to ensure the warming function is activated. Ensure the device has sufficient battery.

Important: Do not use the device if the charging port is damaged or if the device exhibits any unusual behavior. Contact customer support for assistance.

SPECIFICATIONS

| Feature | Detail |
|---------------------|---|
| Total Length | 7.4 inches (18.8 cm) |
| Insertable Depth | 4.6 inches (11.8 cm) |
| External Arm Length | 2.2 inches (5.6 cm) |
| Product Dimensions | 2.32 x 1.22 x 7.36 inches |
| Weight | 15.59 ounces |
| Material | Silicone, Thermoplastic Elastomer (TPE) |
| Color | Pink |
| Battery Type | 1 Lithium Polymer battery (included) |
| Charging Time | 2 hours |
| Usage Time | Up to 1 hour |
| Waterproof Rating | Yes (Submerge Protection) |
| Model Name | Chika (also referred to as Mora Neo in some specifications) |
| Item Model Number | 54046730000 |
| Manufacturer | SVAKOM |

WARRANTY AND SUPPORT







For information regarding warranty coverage and customer support, please refer to the official SVAKOM website or contact the retailer from whom you purchased the product. Keep your proof of purchase for any warranty claims.

If you encounter any issues not covered in the troubleshooting section, please reach out to SVAKOM customer service for further assistance.

LEGAL DISCLAIMER

Statements regarding dietary supplements have not been evaluated by the FDA and are not intended to diagnose, treat, cure, or prevent any disease or health condition. This product is intended for adult use only. Please use responsibly and in accordance with all local laws and regulations.

Related Documents - Chika

| | |
|---|--|
|  | <p>SVAKOM CHIKA User Manual</p> <p>Comprehensive user manual for the SVAKOM CHIKA, detailing features, usage instructions, safety precautions, and warranty information. Explore advanced functions, app connectivity, and product care.</p> |
|  | <p>SVAKOM BETTY User Manual</p> <p>User manual for the SVAKOM BETTY product, detailing its functions, modes, and maintenance.</p> |
|  | <p>SVAKOM Phoenix Neo Vibrator User Manual</p> <p>Comprehensive user manual for the SVAKOM Phoenix Neo vibrator, detailing its features, operation, maintenance, and safety guidelines. Includes multilingual instructions and technical specifications.</p> |
|  | <p>SVAKOM Winni 2 User Manual and Product Information</p> <p>Comprehensive guide for the SVAKOM Winni 2, covering setup, usage, features, safety, and compliance information. Learn how to operate, charge, and maintain your device.</p> |
|  | <p>SVAKOM EDENY User Manual and Product Information</p> <p>Comprehensive user manual for the SVAKOM EDENY vibrator, covering setup, usage, safety, maintenance, disposal, and compliance information. Includes multilingual content merged into English.</p> |
|  | <p>Mini Emma Neo User Manual - SVAKOM</p> <p>Comprehensive user manual for the SVAKOM Mini Emma Neo, detailing features, usage instructions, safety information, charging, cleaning, and warranty.</p> |