

## Baseus Bowie MA10S

# Baseus Bowie MA10S and AirNora 2 Wireless Earbuds User Manual

Active Noise Cancelling Wireless Earbuds with Spatial Audio

## 1. INTRODUCTION

Thank you for choosing Baseus Bowie MA10S and AirNora 2 Wireless Earbuds. These earbuds are designed to provide a superior audio experience with advanced features such as Hybrid Active Noise Cancellation, immersive Spatial Audio, and robust bass performance. The AirNora 2 model also features a lightweight design tailored for comfort and an integrated make-up mirror in its charging case.

This manual will guide you through the setup, operation, and maintenance of your new earbuds, ensuring you get the most out of their capabilities.



Image: Baseus Bowie MA10S (black) and AirNora 2 (orange) wireless earbuds with their respective charging cases. The Bowie MA10S case shows a digital battery display, while the AirNora 2 case features an integrated mirror.

## 2. PACKAGE CONTENTS AND SETUP

### 2.1 What's in the Box

- Baseus Bowie MA10S or AirNora 2 Wireless Earbuds (L/R)
- Charging Case
- USB-C Charging Cable
- Multiple Sizes of Ear Tips
- User Manual (this document)

# Cute Buds, Cute Bae



Image: The AirNora 2 earbuds, their charging case with mirror, USB-C charging cable, and various sizes of ear tips, displayed within their decorative packaging.

## 2.2 Charging the Earbuds and Case

1. Place the earbuds into the charging case, ensuring they are correctly seated.
2. Connect the USB-C charging cable to the charging port on the case and plug the other end into a USB power adapter (not included).
3. The indicator lights on the case will show charging status. For Bowie MA10S, the digital display will show battery percentage.
4. Fully charge the case and earbuds before first use.

## 2.3 Bluetooth Pairing

1. Open the charging case. The earbuds will automatically enter pairing mode (indicator lights will flash).
2. On your device (smartphone, tablet, etc.), enable Bluetooth.
3. Search for available Bluetooth devices and select "Baseus Bowie MA10S" or "Baseus AirNora 2" from the list.
4. Once connected, the indicator lights on the earbuds will turn off or show a steady light, and your device will confirm the connection.

## 2.4 Wearing the Earbuds

Choose the ear tips that provide the best seal and comfort. Gently insert each earbud into your ear canal and twist slightly to secure a snug fit. A proper fit is crucial for optimal sound quality and noise cancellation.

# 3. OPERATING INSTRUCTIONS

---

## 3.1 Touch Controls

The earbuds feature touch-sensitive areas for control. Specific functions may vary slightly between models, but common controls include:

- **Single Tap:** Play/Pause music, Answer/End call.
- **Double Tap (Left/Right):** Next/Previous track (configurable).
- **Triple Tap:** Activate voice assistant.
- **Long Press:** Switch between ANC/Transparency/Normal modes, Reject call.

## 3.2 Active Noise Cancellation (ANC) and Transparency Mode

The Bowie MA10S and AirNora 2 earbuds feature Hybrid Active Noise Cancellation, reducing external noise by up to -48dB (MA10S) or -42dB (AirNora 2). Transparency mode allows you to hear your surroundings without removing the earbuds.



**-48dB  
ANC**

**Hybrid Active Noise  
Cancellation**

\*All data are provided by Baseus Lab. Results may vary due to testing conditions and environment.

Image: A man wearing Baseus Bowie MA10S earbuds, illustrating the Hybrid Active Noise Cancellation feature with a graphic indicating -48dB ANC.



# Free Your Ears from Noise

Hybrid ANC can reduces external noise up to 90%



Image: A close-up of an AirNora 2 earbud, highlighting its -42dB Active Noise Canceling capability with sound wave graphics.

## 3.3 Audio Modes (Bowie MA10S)

The Bowie MA10S offers tailored audio modes:

- **Bass Mode:** Enhanced bass for sports or energetic music.
- **Music Mode:** Balanced audio for daily immersive listening.
- **Game Mode:** Low latency audio and video synchronization for gaming.

Titanium-plated  
PU composite diaphragm



50% | 100%

Punchier Bass | Clearer Treble

\*All data are provided by Baseus Lab. Results may vary due to testing conditions and environment.

Image: An exploded view diagram illustrating the Titanium-plated PU composite diaphragm, emphasizing 50% punchier bass and 100% clearer treble.

### 3.4 Immersive Spatial Audio

Both models feature 360° immersive spatial audio. A built-in gyroscope and spatial audio algorithm track your head movements, keeping you at the center of the sound experience.

# Baseus Immersive Spatial Audio

You are the center all the time.



Image: A pair of Baseus Bowie MA10S earbuds with the 'BISA' (Baseus Immersive Spatial Acoustics) technology logo, indicating 360° immersive spatial audio.

## 4. MAINTENANCE AND CARE

### 4.1 Cleaning

- Regularly clean the earbuds, especially the ear tips and charging contacts, with a soft, dry, lint-free cloth.
- Remove ear tips and clean them with mild soap and water if necessary, ensuring they are completely dry before reattaching.



- Clean the charging case with a soft, dry cloth. Avoid using abrasive materials or harsh chemicals.

## 4.2 Water Resistance (IPX4)

The earbuds are IPX4 water-resistant, meaning they are protected against splashing water from any direction. This makes them suitable for workouts and light rain. However, they are not designed for swimming or submersion in water.



Image: Baseus Bowie MA10S earbuds shown with water splashing around them, illustrating their IPX4 water resistance rating.

## 4.3 Storage and Battery Care

- Store the earbuds in their charging case when not in use to protect them and keep them charged.
- Avoid exposing the earbuds or case to extreme temperatures, direct sunlight, or high humidity.
- For long-term storage, charge the case and earbuds to about 50% every few months to preserve battery health.

#### 4.4 AirNora 2 Make-up Mirror

The AirNora 2 charging case includes an integrated make-up mirror. Keep the mirror clean with a soft, dry cloth. Avoid scratching the surface.



Image: The AirNora 2 charging case opened, showcasing the earbuds inside and the integrated vanity mirror on the lid.

## 5. TROUBLESHOOTING

### 5.1 Earbuds Not Pairing/Connecting

- Ensure earbuds are charged and in pairing mode (lights flashing).
- Turn off and on Bluetooth on your device.
- Forget the device in your phone's Bluetooth settings and try pairing again.
- Place earbuds back in the case, close the lid, wait a few seconds, then open again.

### 5.2 No Sound or Low Volume

- Check the volume level on both your device and the earbuds.
- Ensure earbuds are properly connected to your device.
- Clean any debris from the earbud speaker mesh.

### 5.3 Charging Issues

- Ensure the charging cable is securely connected to both the case and power source.
- Verify the power adapter is functioning correctly.
- Clean the charging contacts on both the earbuds and inside the case.

### 5.4 ANC Not Working Effectively

- Ensure the earbuds are properly seated in your ears and you have chosen the correct size ear tips for a good seal.
- Verify that ANC mode is activated via touch controls.

## 6. SPECIFICATIONS

Feature	Specification
Model Name	Baseus Bowie MA10S / AirNora 2
Connectivity Technology	Wireless (Bluetooth)
Bluetooth Version	5.0
Noise Control	Active Noise Cancellation (Hybrid ANC)
Water Resistance Level	IPX4
Material	Rubber, Silicone
Frequency Range	20 Hz - 20,000 Hz
Control Method	Touch
Ear Placement	In Ear
Form Factor	In Ear
Manufacturer	Baseus
First Available Date	March 25, 2024








## 7. WARRANTY AND SUPPORT


For warranty information and detailed support, please refer to the official Baseus website or the warranty card included with your product. You may also contact Baseus customer service directly for assistance with product issues or inquiries.

**Baseus Official Website:** [www.baseus.com](http://www.baseus.com)


### Related Documents - Bowie MA10S

	<p><a href="#">Baseus Bowie MA10s True Wireless Earbuds Quick Start Guide</a></p> <p>Comprehensive quick start guide for Baseus Bowie MA10s true wireless earbuds, covering wearing, powering on/off, dual device connection, charging, indicators, pairing, controls, and factory reset instructions.</p>
	<p><a href="#">Baseus Bowie 30 Quick Start Guide</a></p> <p>A concise guide to setting up and using your Baseus Bowie 30 Hybrid Active Noise Cancelling Wireless Earbuds, covering features like immersive heavy bass, 6-mic ENC calls, 65-hour playtime, multipoint connection, and app customization.</p>
	<p><a href="#">Baseus Bowie 30 Max Wireless Headphones User Manual</a></p> <p>Comprehensive guide to Baseus Bowie 30 Max wireless headphones, covering features, functions, charging, specifications, and safety information. Learn how to pair, use ANC, conversation mode, AUX mode, and manage settings via the Baseus app.</p>
	<p><a href="#">Baseus Bowie M2+ True Wireless Earphones User Manual</a></p> <p>Comprehensive user manual for the Baseus Bowie M2+ True Wireless Earphones. Covers connection steps, music and call operations, noise cancellation, app features, battery indicators, safety guidelines, product specifications, and package contents.</p>
	<p><a href="#">Baseus Bowie H1 Noise-Cancelling Wireless Headphones User Manual</a></p> <p>Comprehensive user manual for the Baseus Bowie H1 Noise-Cancelling Wireless Headphones, covering setup, operation, features, safety, and specifications.</p>



<div>Baseus 倍思</div> <div></div> <div>User Manual Baseus Bowie H1 Noise-Cancelling Wireless Headphones</div> <div><small>Please read this user manual carefully before using the product to ensure safe use.</small></div>	<div><a href="#">Baseus Bowie H1 Noise-Cancelling Wireless Headphones User Manual</a></div> <div>Comprehensive user manual for the Baseus Bowie H1 Noise-Cancelling Wireless Headphones, detailing connection steps, operating instructions, charging, safety information, product specifications, and compliance.</div>
---	--


Documents - Baseus – Bowie MA10S



[Baseus Bowie MA10 True Wireless Earphones - User Manual & Specifications](#)

Official user manual and specifications for the Baseus Bowie MA10 True Wireless Earphones. Learn about safety warnings, hazardous substances, technical specifications, and package contents.

lang:en score:43 filesize: 1.84 M page\_count: 39 document date: 2023-07-13



[Baseus Bowie MA10 True Wireless Earphones - Safety Instructions, Specifications, and Contents](#)

Comprehensive guide for Baseus Bowie MA10 True Wireless Earphones, detailing safety warnings, product specifications, hazardous substance declaration, and package contents.

lang:en score:41 filesize: 1.58 M page\_count: 40 document date: 2024-01-05



Statement of compliance for PSTI UK We Shenzhen Baseus Technology Co., Ltd. hereby declare for below product that we meet mandatory below requirements and standards. Brand: baseus Product Type: True Wireless Earphones Product Model Baseus Bowie MA10, Baseus Bowie M2s, Baseus Bowie EZ10, Baseus Bowie E18...

lang:en score:37 filesize: 762.1 K page count: 1 document date: 2024-03-15



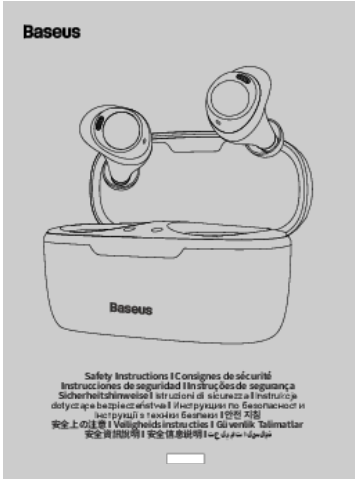
Statement of compliance for PSTI UK We Shenzhen Baseus Technology Co., Ltd. ,as manufacturer, hereby declare for below product s that we meet mandatory below requirements and standards. Brand: baseus Product Type: True Wireless Earphones Product Model: Baseus Bowie M1, Baseus Bowie M2, Baseus Bowie M...

lang:en score:36 filesize: 71.17 K page count: 1 document date: 2024-04-19



Instrukcja obsługi bezprzewodowych słuchawek dousznych Baseus Bowie MA10  
TWS Zawarto 1 Wyczerpujcy 2 Włączanie/wyłączanie 3 Ładowanie 4 Wiatłowod LED 5  
Łczenie w parę 6 Sterowanie przyciskami 7 Nastawi 7.1 Wsparcie 8 Dokumenty /  
Zasoby 8.1 Odniesienia 9 Powizane posty Wyczerpujcy Otwrz etui ładujcie i...

lang:pl score:35 filesize: 1.17 M page count: 8 document date: 2025-06-11




[pdf] User Manual Instructions

User manual Shenzhen Baseus Technology Co Ltd MA10 True Wireless Earphones 2A482 2A482MA10 ma10

Safety Instructions | Consignes de securit Instrucciones de seguridad | Instrues de segurana Sicherheitshinweise | Istruzioni di sicurezza | Instrukcje dotyczce bezpieczeŃstwa | I Veiligheidsinstructies | Gvenlik Talimatları | I 1 EN Warnings  
Improper use of the product can easily c...

lang:en score:33 filesize: 838.46 K page\_count: 5 document date: 2023-06-08



Baseus Bowie MA10 Pro True Wireless Earbuds User Manual

Official user manual for the Baseus Bowie MA10 Pro True Wireless Earbuds, providing essential information and usage instructions.


lang:pl score:30 filesize: 375.1 K page\_count: 4 document date: 2023-12-22



Baseus Bowie MA10 Pro True Wireless Earphones User Manual

Comprehensive user manual for the Baseus Bowie MA10 Pro True Wireless Earphones. Learn about setup, features, connectivity, charging, and troubleshooting for your Baseus earbuds.

lang:es score:29 filesize: 7.93 M page\_count: 108 document date: 2023-10-23




[pdf] Confidentiality Request Letter

baseus Download Statement of compliance for PSTI UK Act Evaluation Report Baseus Bowie M1 M2 E5 E5x W cdn shopify s files 1 0770 7151 5968 WX5 MA10 Pro v 1713862601 |||

Evaluation Report of UK PSTI Act Compliance Security Level: Confidential Evaluation Report of UK PSTI Act Compliance Product Name : True Wireless Earphones Product Models : Refer to Page 3 Report Number : SYBH C 202404001 Testing Center of Shenzhen Baseus Technology Co., Ltd. 2nd Floor, Building ...

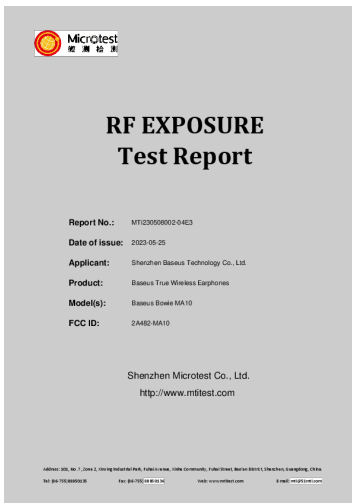
lang:en score:28 filesize: 255.04 K page\_count: 8 document date: 2024-04-23



[\[pdf\]](#) Instructions Test Report SAR Rating

Leo su RF Exposure Shenzhen Baseus Technology Co Ltd MA10PRO True Wireless Earphones 2A482 2A482MA10PRO ma10pro

RF EXPOSURE Test Report Report No.: MTi230908011-17E3 Date of issue: 2023-10-16 Applicant: Shenzhen Baseus Technology Co., Ltd. Product: Baseus True Wireless Earphones Model s : Baseus Bowie MA10 Pro FCC ID: 2A482-MA10PRO Shenzhen Microtest Co., Ltd. <http://www.mtitest.com> Address: 101, ... lang:en **score:26** filesize: 313.58 K page\_count: 6 document date: 2023-10-27



[\[pdf\]](#) Instructions Test Report SAR Rating

68 Leo su RF Exposure Shenzhen Baseus Technology Co Ltd MA10 True Wireless Earphones 2A482 2A482MA10 ma10

RF EXPOSURE Test Report Report No.: MTi230508002-04E3 Date of issue: 2023-05-25 Applicant: Shenzhen Baseus Technology Co., Ltd. Product: Baseus True Wireless Earphones Model s : Baseus Bowie MA10 FCC ID: 2A482-MA10 Shenzhen Microtest Co., Ltd. <http://www.mtitest.com> Address: 101, No. 7, ... lang:en **score:26** filesize: 261.55 K page\_count: 6 document date: 2023-06-02




[\[pdf\]](#)

94 Adria Galin Pons Applus Letter Authorization Shenzhen Baseus Technology Co Ltd MA10PRO 2A482 2A482MA10PRO ma10pro

C5266091\_X8\_Ed.1 Letter of Authorization Company: Shenzhen Baseus Technology Co., Ltd. Address: 2nd Floor, Building B, Baseus Intelligence Park, No.2008, Xuegang Rd, Gangtuo Community, Bantian Street, Longgang District, Shenzhen Product Name: Baseus True Wireless Earphones Model Number: Baseus Bowie... lang:en **score:25** filesize: 84.21 K page\_count: 1 document date: 2023-10-23






[pdf]

Download Statement of compliance for PSTI UK SoC Baseus Bowie M1 M2 E5 E5x WX5 MA cdn shopify s files 1 0770 7151 5968 MA10 Pro v 1713772596 |||

Statement of compliance for PSTI UK We Shenzhen Baseus Technology Co., Ltd. ,as manufacturer,hereby declare for below product s that we meet mandatory below requirements and standards. Brand: baseus Product Type: True Wireless Earphones Product Model: Baseus Bowie M1,Baseus Bowie M2,Baseus Bowie M... lang:en score:25 filesize: 71.11 K page\_count: 1 document date: 2024-04-19



[pdf]

86 Adria Galin Pons Applus Letter Authorization Shenzhen Baseus Technology Co Ltd MA10 True Wireless Earphones 2A482 2A482MA10 ma10 C5266091\_X8\_Ed.1 Letter of Authorization Company: Shenzhen Baseus Technology Co., Ltd. Address: 2nd Floor, Building B, Baseus Intelligence Park, No.2008, Xuegang Rd, Gangtuo Community, Bantian Street, Longgang District, Shenzhen Product Name: Baseus True Wireless Earphones Model Number: Baseus Bowie MA10 FCC Identifier: 2A482 MA10 We authorize LGN Technological Center S.A. Ronda de la Font del Carme, s/n, 08190 Bellaterra, Spain, to act on our behalf on all matters concerning the above named equipment. Any individual within LGN Technological Center S.A. is authorized to act on our behalf and take action on the application. We declare that authorize LGN Technological Center S.A. Ronda de la Font del Carme, s/n, 08190 Bellaterra, Spain, is allowed to forward all information related to the approval project to the Federal Communication Commission and to discuss any issues concerning the approval application. Any and all acts carried out by LGN Technological Center S.A. on our behalf shall have the same effect as acts of our own. Name: Zheng Mao Date: 5/31/2023 Title: Certified Engineer Signature of applicant: Zheng Mao



[pdf] Product Photos Teardown

Hank Yan Internal photos Shenzhen Baseus Technology Co Ltd MA10PRO True Wireless Earphones 2A482 2A482MA10PRO ma10pro Page 1 of 4 Photographs of the EUT Model: Baseus Bowie MA10 Pro Internal Address: 101, No. 7, Zone 2, Xinxing Industrial Park, Fuhai Avenue, Xinhe Community, Fuhai Street, Bao an District, Shenzhen, Guangdong, China Tel: 86-755 88850135 Fax: 86-755 88850136 Web: www.mtitest.com E-mail: mti 5... lang:tl score:23 filesize: 1.97 M page\_count: 4 document date: 2023-10-31




[\[pdf\]](#) Product Photos

Hank Yan External photos Shenzhen Baseus Technology Co Ltd MA10PRO True Wireless Earphones 2A482 2A482MA10PRO ma10pro

Page 1 of 4 Photographs of the EUT Model: Baseus Bowie MA10 Pro External

Address: 101, No. 7, Zone 2, Xinxing Industrial Park, Fuhai Avenue, Xinhe Community, Fuhai Street, Bao an District, Shenzhen, Guangdong, China Tel: 86-755 88850135 Fax: 86-755 88850136 Web: www.mtitest.com E-mail: mti 5...

lang:tl score:23 filesize: 1.42 M page\_count: 4 document date: 2023-10-31



[\[pdf\]](#) Product Photos


ATTACHMENT PHOTOGRAPHS OF EUT WwW YImF CoM Test setup photos Shenzhen Baseus Technology Co Ltd MA10 True Wireless Earphones 2A482 2A482MA10 ma10

Page 1 of 1 Appendix - Test Setup Photos Model: Baseus Bowie MA10 Radiated

emissions Below 1 GHz Radiated emissions Above 1 GHz ----End of Report----

Address: 101, No. 7, Zone 2, Xinxing Industrial Park, Fuhai Avenue, Xinhe Community, Fuhai Street, Bao an District, Shenzhen, Guangdong, China ...

lang:tl score:23 filesize: 729.47 K page\_count: 1 document date: 2023-06-02



[\[pdf\]](#) Product Photos

ATTACHMENT PHOTOGRAPHS OF EUT WwW YImF CoM Test setup photos Shenzhen Baseus Technology Co Ltd MA10PRO True Wireless Earphones 2A482 2A482MA10PRO ma10pro

Page 1 of 1 Appendix - Test Setup Photos Model: Baseus Bowie MA10 Pro Radiated

emissions Below 1 GHz Radiated emissions Above 1 GHz ----End of Report----

Address: 101, No. 7, Zone 2, Xinxing Industrial Park, Fuhai Avenue, Xinhe Community, Fuhai Street, Bao an District, Shenzhen, Guangdong, China ...

lang:tl score:23 filesize: 797.09 K page\_count: 1 document date: 2023-10-23




### [pdf] Product Photos Teardown

ATTACHMENT PHOTOGRAPHS OF EUT Internal photos Shenzhen Baseus Technology Co Ltd  
MA10 True Wireless Earphones 2A482 2A482MA10 ma10

Appendix - EUT Photos Page 1 of 3 Model: Baseus Bowie MA10 ANT Address: 101, No.7, Zone 2, Xinxing Industrial Park, Fuhai Avenue, Xinhe Community, Fuhai Street, Bao an District, Shenzhen, Guangdong, China Tel: 86-755 88850135 Fax: 86-755 88850136 Web: www.mttest.com E-mail: mti 51mti.com ...

lang:tl score:23 filesize: 1.18 M page\_count: 3 document date: 2023-06-16



### [pdf] Instructions Test Report

Hank Yan Test reports Shenzhen Baseus Technology Co Ltd MA10PRO True Wireless Earphones 2A482 2A482MA10PRO ma10pro

Test Report Report No.: MTi230908011-17E2 Date of issue: 2023-10-16 Applicant: Shenzhen Baseus Technology Co., Ltd. Product: Baseus True Wireless Earphones Model s : Baseus Bowie MA10 Pro FCC ID: 2A482-MA10PRO Shenzhen Microtest Co., Ltd. http://www.mttest.com The test report is only us...

lang:en score:23 filesize: 3.83 M page\_count: 49 document date: 2023-10-31




### [pdf] Product Photos

ATTACHMENT PHOTOGRAPHS OF EUT WwW YImF CoM External photos Shenzhen Baseus Technology Co Ltd MA10 True Wireless Earphones 2A482 2A482MA10 ma10

Appendix - EUT Photos Page 1 of 4 Model: Baseus Bowie MA10 Address: 101, No.7, Zone 2, Xinxing Industrial Park, Fuhai Avenue, Xinhe Community, Fuhai Street, Bao an District, Shenzhen, Guangdong, China Tel: 86-755 88850135 Fax: 86-755 88850136 Web: www.mttest.com E-mail: mti 51mti.com Pag...

lang:tl score:23 filesize: 2.75 M page\_count: 4 document date: 2023-06-02




[pdf] Instructions Test Report

Test reports 1 Shenzhen Baseus Technology Co Ltd MA10 True Wireless Earphones 2A482 2A482MA10 ma10

Test Report Report No.: MTi230508002-04E2 Date of issue: 2023-05-25 Applicant: Shenzhen Baseus Technology Co., Ltd. Product: Baseus True Wireless Earphones Model s : Baseus Bowie MA10 FCC ID: 2A482-MA10 Shenzhen Microtest Co., Ltd. http://www.mtitest.com Address: 101, No.7, Zone 2, Xixi...

lang:en score:22 filesize: 3.63 M page\_count: 50 document date: 2023-06-19




[pdf] Instructions Test Report

Test reports 1 Shenzhen Baseus Technology Co Ltd MA10PRO 2A482 2A482MA10PRO ma10pro

Test Report Report No.: MTi230908011-17E1 Date of issue: 2023-10-16 Applicant: Shenzhen Baseus Technology Co., Ltd. Product: Baseus True Wireless Earphones Model s : Baseus Bowie MA10 Pro FCC ID: 2A482-MA10PRO Shenzhen Microtest Co., Ltd. http://www.mtitest.com The test report is only us...

lang:en score:22 filesize: 4.24 M page\_count: 60 document date: 2023-10-31



[pdf] Instructions Test Report

Measurement Report Leo su Test reports Shenzhen Baseus Technology Co Ltd MA10 True Wireless Earphones 2A482 2A482MA10 ma10

Test Report Report No.: MTi230508002-04E1 Date of issue: 2023-05-25 Applicant: Shenzhen Baseus Technology Co., Ltd. Product: Baseus True Wireless Earphones Model s : Baseus Bowie MA10 FCC ID: 2A482-MA10 Shenzhen Microtest Co., Ltd. http://www.mtitest.com Address: 101, No.7, Zone 2, Xixi...

lang:en score:22 filesize: 5.07 M page\_count: 56 document date: 2023-06-16



[pdf] User Manual

Baseus Active Noise Cancelling Wireless Earbuds Reduce by Up to 95% Heavy Bass 38H Playtime Clear Calls Charging Power Display Comfortable Fit Bluetooth 5.3 Bowie MA10S User Manual D1a1ENM4vHL m media amazon images I |||

lang:en score:20 filesize: 9.06 M page\_count: 47 document date: 2024-03-04



