

Deeyaple A46

Deeyaple A46 Bluetooth Speaker User Manual

Model: A46 | Brand: Deeyaple

1. INTRODUCTION

Thank you for choosing the Deeyaple A46 Bluetooth Speaker. This compact and portable speaker is designed to deliver a rich audio experience with its advanced features, including Bluetooth 5.3 connectivity, True Wireless Stereo (TWS) function, and versatile playback options. Please read this manual carefully to ensure proper use and to maximize your enjoyment of the product.

2. PRODUCT OVERVIEW AND FEATURES

The Deeyaple A46 is a powerful 15W multimedia speaker featuring dynamic LED lighting and multiple connectivity options. Its compact design makes it ideal for on-the-go use.

- **Bluetooth 5.3:** Provides a stable and efficient wireless connection for seamless audio streaming.
- **True Wireless Stereo (TWS) Function:** Pair two A46 speakers for an immersive 360-degree surround sound experience.
- **Compact and Portable:** Lightweight design with a portable lanyard for easy carrying.
- **Extended Playtime:** Enjoy up to 10 hours of continuous playback at 50% volume on a single charge.
- **Multiple Playback Modes:** Supports Bluetooth, TF card, and 3.5mm AUX audio input.
- **Built-in Microphone:** Enables hands-free calling.
- **Dynamic LED Light:** Features an integrated LED light that synchronizes with your music.



Figure 2.1: Deeyaple A46 Bluetooth Speaker, showcasing its design and splash resistance.

Powerful 15W Sound in a Compact Design

Experience crisp, clear 15W audio in a portable and stylish speaker.



Figure 2.2: Illustration of the speaker's internal components, highlighting the powerful 15W sound output.

Illuminate Your Music

Dynamic light show perfectly synchronized with every beat of your music



Figure 2.3: The A46 speaker illuminating with its dynamic LED light feature.

3. PACKAGE CONTENTS

Please check the box for the following items:

- 1 x Deeyaple A46 Bluetooth Speaker
- 1 x USB Charging Cable
- 1 x User Manual

4. CONTROLS AND INDICATORS

Familiarize yourself with the speaker's buttons and ports for optimal operation.

Pocket-Sized Power"

Compact, budget-friendly, and equipped with a portable lanyard for easy carrying.



Supports AUX, TF-Card,
and Bluetooth



Portable Lanyard



Figure 4.1: Detailed view of the speaker's ports (AUX, TF card, USB-C charging) and portable lanyard.

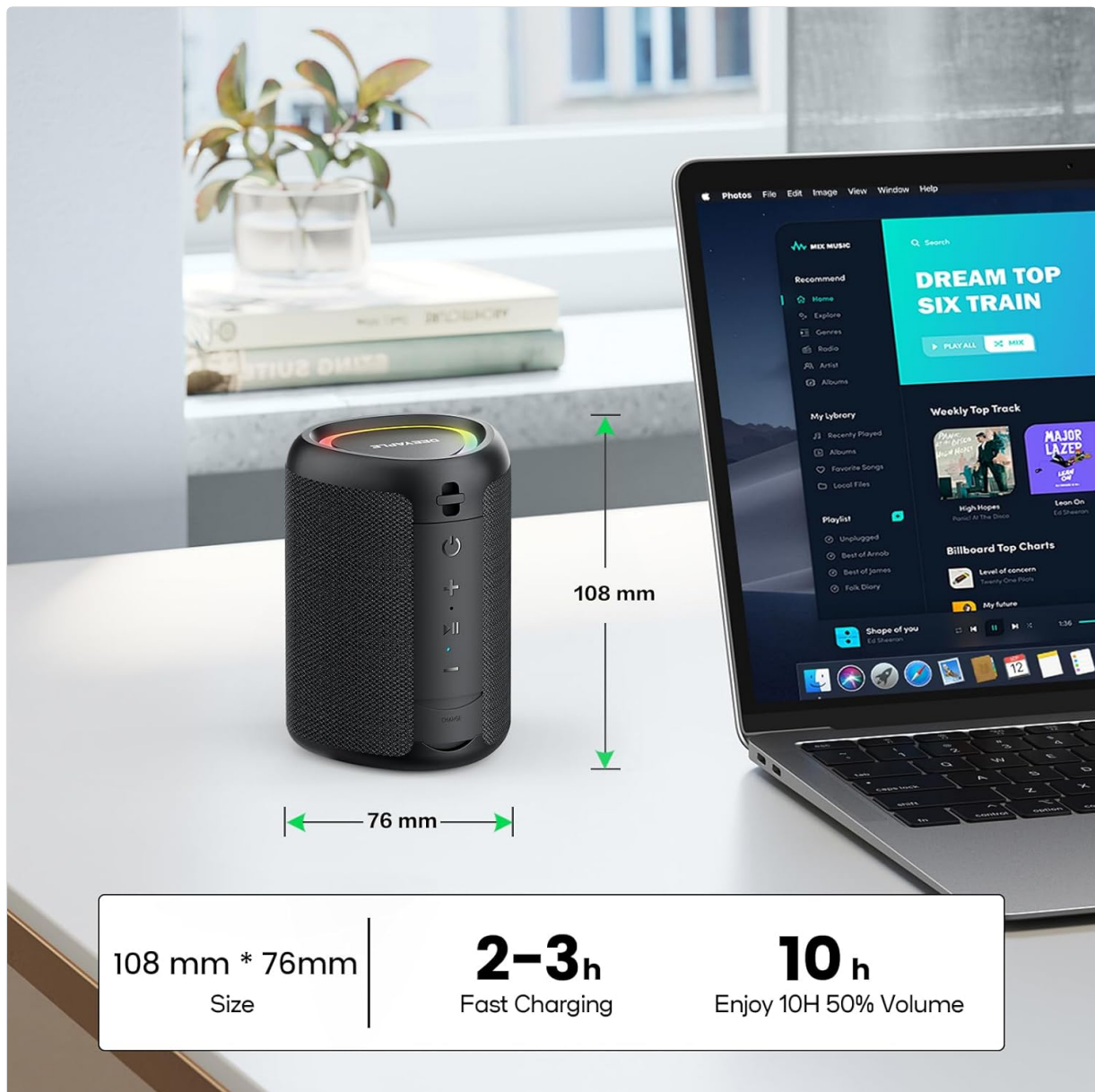


Figure 4.2: The speaker's side panel showing control buttons and overall dimensions.

Button Functions:

- **Power Button** (): Press and hold to power on/off. Short press to change LED light modes.
- **Play/Pause Button** (): Short press to play or pause music. Press and hold to activate TWS pairing.
- **Volume Up (+) / Next Track**: Short press for volume up. Long press for next track.
- **Volume Down (-) / Previous Track**: Short press for volume down. Long press for previous track.
- **Mode Button (M)**: Short press to switch between Bluetooth, TF card, and AUX modes.

Ports:

- **USB-C Charging Port**: For charging the speaker.
- **TF Card Slot**: For playing music directly from a TF (MicroSD) card.
- **AUX Input (3.5mm)**: For wired connection to audio devices.

5. SETUP

5.1 Charging the Speaker

1. Connect the USB charging cable to the speaker's USB-C port.

2. Connect the other end of the cable to a USB power adapter (not included) or a computer's USB port.
3. The LED indicator will show charging status (e.g., red for charging, off when fully charged).
4. A full charge takes approximately 2-3 hours.

5.2 Powering On/Off

- **To Power On:** Press and hold the Power button () for 2-3 seconds until you hear an audible prompt and the LED lights up.
- **To Power Off:** Press and hold the Power button () for 2-3 seconds until you hear an audible prompt and the LED turns off.

5.3 Bluetooth Pairing

The speaker will automatically enter Bluetooth pairing mode when powered on for the first time or if no device is connected.

1. Ensure the speaker is powered on and in Bluetooth mode (indicated by a flashing blue LED).
2. On your smartphone or Bluetooth-enabled device, go to the Bluetooth settings.
3. Search for available devices and select "Deeyaple A46" from the list.
4. Once connected, the LED indicator will turn solid blue, and you will hear a confirmation sound.

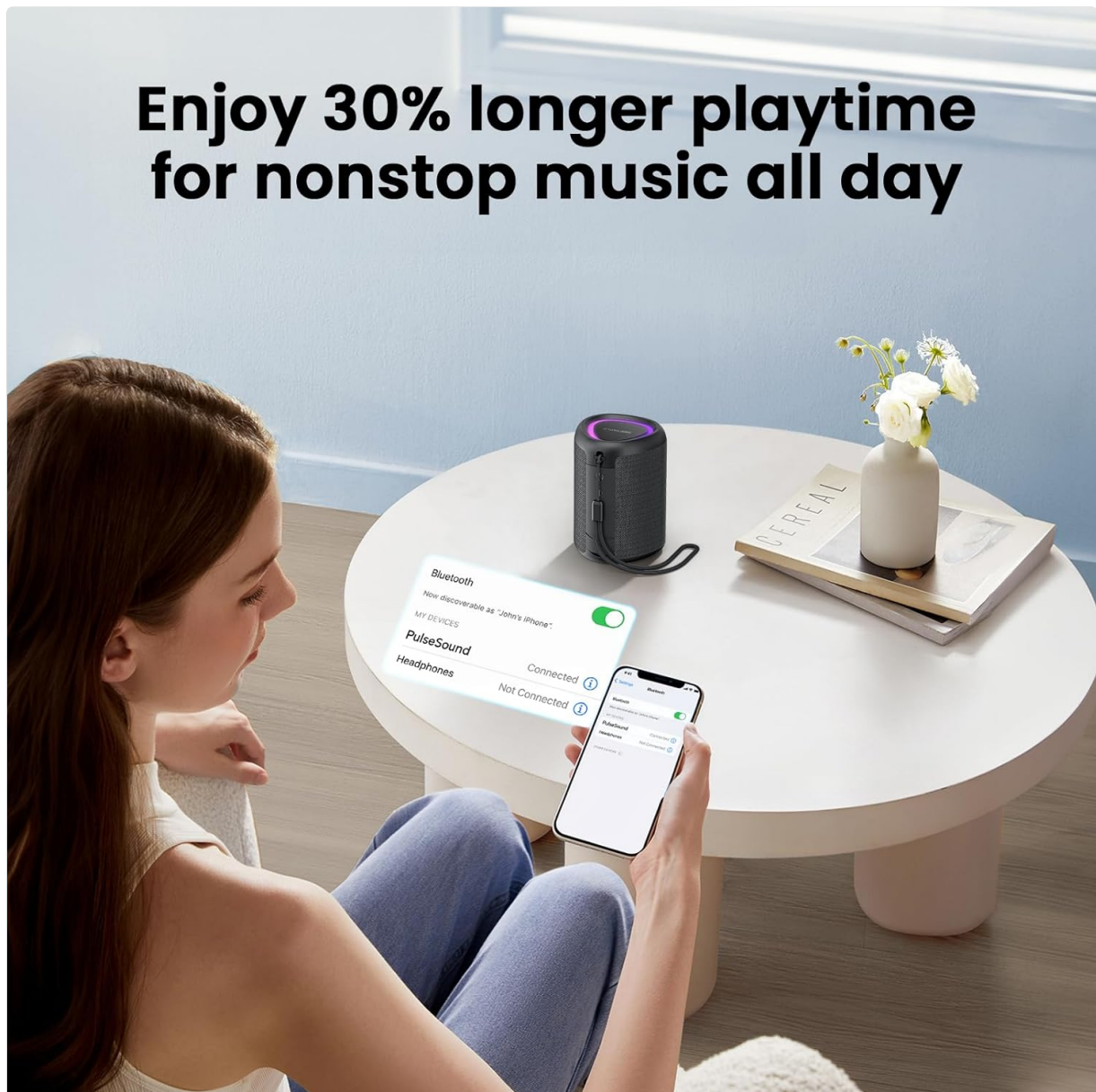


Figure 5.1: Connecting the Deeyaple A46 speaker to a smartphone via Bluetooth.

6. OPERATING INSTRUCTIONS

6.1 Bluetooth Playback

- After successful Bluetooth pairing, open your music player on your device and start playback.
- Use the speaker's volume buttons (+) and (-) or your device's volume controls to adjust the sound level.
- Short press the Play/Pause button () to pause or resume playback.
- Long press the (+) button for the next track, and long press the (-) button for the previous track.

6.2 True Wireless Stereo (TWS) Pairing

To achieve a true stereo sound experience, you can pair two Deeyaple A46 speakers together.

1. Ensure both A46 speakers are powered on and not connected to any Bluetooth device.
2. On one of the speakers (this will be the primary speaker), press and hold the Play/Pause button () for 3-5 seconds.
3. The speakers will automatically search and pair with each other. You will hear a confirmation tone once connected.
4. Once TWS paired, connect your device to the primary speaker via Bluetooth as described in Section 5.3.



Figure 6.1: Demonstrating the True Wireless Stereo (TWS) feature for enhanced sound.

6.3 TF Card Playback

1. Insert a TF (MicroSD) card with MP3 audio files into the TF card slot on the speaker.
2. The speaker will automatically switch to TF card mode and begin playing music. If not, short press the Mode button (M).
3. Use the Play/Pause, Volume Up/Down, and Next/Previous Track buttons to control playback.

6.4 AUX Input

1. Connect one end of a 3.5mm audio cable (not included) to the AUX input port on the speaker.
2. Connect the other end to the audio output jack of your external device (e.g., laptop, MP3 player).
3. The speaker will automatically switch to AUX mode. If not, short press the Mode button (M).
4. Control playback and volume primarily from your connected device.

6.5 Hands-free Calling

When connected via Bluetooth to your smartphone, the speaker can be used for hands-free calls.

- **Answer Call:** Short press the Play/Pause button () when an incoming call rings.
- **End Call:** Short press the Play/Pause button () during a call to hang up.
- **Reject Call:** Press and hold the Play/Pause button () for 2 seconds to reject an incoming call.

6.6 LED Light Modes

The speaker features multiple LED light modes to enhance your listening experience.

- Short press the Power button () to cycle through different light modes or turn the lights off.

7. MAINTENANCE

- **Cleaning:** Use a soft, dry cloth to clean the speaker. Do not use abrasive cleaners or solvents.
- **Storage:** Store the speaker in a cool, dry place away from direct sunlight and extreme temperatures.
- **Battery Care:** To prolong battery life, charge the speaker fully before first use and at least once every three months if not used regularly.
- **Water Resistance:** This speaker is NOT waterproof. Avoid exposing it to water or excessive moisture.

8. TROUBLESHOOTING

Problem	Possible Cause	Solution
Speaker does not power on.	Low battery.	Charge the speaker fully.
No sound.	Volume too low; incorrect mode; device not connected.	Increase volume on speaker and device. Ensure correct mode (Bluetooth, TF, AUX). Reconnect device.
Cannot pair via Bluetooth.	Speaker not in pairing mode; device Bluetooth off; too far from speaker.	Ensure speaker is flashing blue. Turn device Bluetooth on/off. Move device closer (within 10m).
TWS pairing fails.	Speakers already connected to other devices.	Disconnect both speakers from any Bluetooth devices before attempting TWS pairing.

9. SPECIFICATIONS

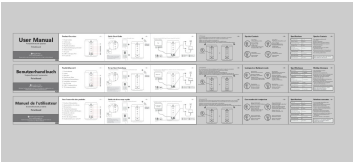
Feature	Specification
Model Name	A46
Brand	Deeyaple
Connectivity Technology	Bluetooth, Auxiliary
Bluetooth Version	5.3
Max Speaker Output Power	15 Watts
Audio Output Mode	Stereo
Frequency Response	20000 Hz
Battery Life	10 hours (at 50% volume)
Charging Time	2-3 hours
Product Dimensions (L x W x H)	7.6 x 7.6 x 10.8 cm
Product Weight	310 grams
Waterproof	No
Special Features	LED Light
Compatible Devices	Smartphone

10. WARRANTY AND SUPPORT

Specific warranty information and customer support contact details are not provided in the product data. Please refer to the product packaging or the retailer's website for warranty terms and support contacts.

© 2024 Deeyaple. All rights reserved.

Documents - Deeyaple – A46



[PulseSound Portable Bluetooth Speaker User Manual](#)

User manual for the PulseSound portable Bluetooth speaker, covering product overview, controls, charging, TWS connection, specifications, and troubleshooting.
lang:en score:10 filesize: 3.34 M page_count: 2 document date: 2024-08-30