

Manuals+

[Q & A](#) | [Deep Search](#) | [Upload](#)

manuals.plus /

› [HEXEUM](#) /

› [HEXEUM NV4000 4K Night Vision Goggles User Manual](#)

HEXEUM NV4000

HEXEUM NV4000 4K Night Vision Goggles User Manual

Model: NV4000

INTRODUCTION

This manual provides detailed instructions for the proper use and maintenance of your HEXEUM NV4000 4K Night Vision Goggles. Please read this manual thoroughly before operating the device to ensure optimal performance and longevity.

What's in the Box

- 1x HEXEUM NV4000 Night Vision Goggles
- 1x 32GB TF Card
- 1x Type-C Data Cable
- 1x Neck Strap
- 1x User Manual (this document)



Image: The HEXEUM NV4000 Night Vision Goggles shown with its included accessories: a 32GB TF card, a Type-C data cable, and a neck strap.



Image: Various applications for the HEXEUM NV4000 Night Vision Goggles, including hiking, bird watching, fishing, camping, game watching, and farm monitoring.

PRODUCT OVERVIEW

The HEXEUM NV4000 is a high-performance digital night vision binocular designed for clear observation in various lighting conditions, from daylight to complete darkness. It features 4K video recording, 36MP photo capture, a 3-inch HD display, and a 5000mAh rechargeable battery.

4K UHD NIGHT VISION



36MP IMAGES



4K VIDEO



HIGH DEFINITION



DAY / NIGHT USE



5X DIGITAL ZOOM



PLAY BACK



5000mAh Battery



32GB TF Card



TYPE-C FAST CHARGING



7 LEVELS IR

Image: An illustration of the HEXEUM NV4000 Night Vision Goggles highlighting its main features: 36MP images, 4K video, HD display, day/night use, 5x digital zoom, playback, 5000mAh battery, 32GB TF card, Type-C fast charging, and 7-level IR.

SETUP

- Charge the Battery:** Before first use, fully charge the built-in 5000mAh lithium-ion battery using the provided Type-C data cable and a compatible USB power adapter (not included). The charging indicator will show progress and completion.
- Insert TF Card:** Locate the TF card slot on the device. Gently insert the included 32GB TF card until it clicks into place. Ensure the card is inserted in the correct orientation.
- Attach Neck Strap:** Securely attach the neck strap to the designated attachment points on the goggles for convenient carrying and to prevent accidental drops.

OPERATING INSTRUCTIONS

Power On/Off

- To power on, press and hold the **Power button** until the screen illuminates.
- To power off, press and hold the **Power button** again until the screen turns off.

Mode Selection

Press the **MODE button** to switch between different modes:

- **Photo Mode:** Capture still images.
- **Video Mode:** Record video footage.
- **Playback Mode:** View captured photos and videos.

Adjusting Infrared (IR) Illumination

The device features a 7-level 850 NM infrared illuminator for clear vision in complete darkness.

- In night vision mode, press the **IR+ button** to increase the IR intensity.
- Press the **IR- button** to decrease the IR intensity.
- For daylight use, ensure the IR illuminator is turned off.



Image: A visual representation of the 7 levels of infrared illumination available on the HEXEUM NV4000, demonstrating increasing clarity in darkness from IR:1 to IR:7.



Image: An illustration demonstrating the dual use of the night vision goggles for day and night. It shows a tiger in daylight with IR off and the same tiger in night vision with IR on.

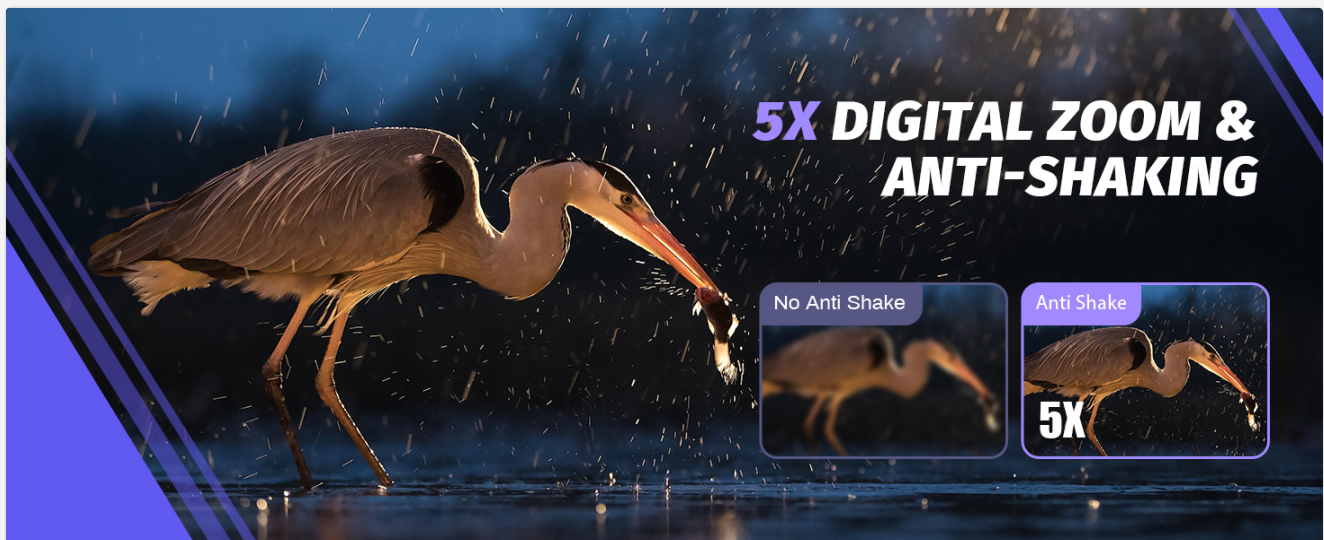


Image: An illustration depicting the distant night vision range of the HEXEUM NV4000, with 7 adjustable IR levels for viewing over 1000 feet in darkness, shown with an owl.

Digital Zoom and Manual Focus

- The device features up to 5x digital zoom. Use the **Zoom buttons** (often integrated with IR buttons) to adjust magnification.
- To achieve a clear image, rotate the **manual focus wheel** (typically located on the objective lens) until the subject appears sharp on the screen.

5X DIGITAL ZOOM & MANUAL FOCUS



Image: A diagram illustrating the optical path and the effect of 5x digital zoom and manual focus on the HEXEUM NV4000, showing a blurred image becoming clear after adjustment.

5000mAh LI-ON RECHARGEABLE BATTERY



POWER BANK



DC RECHARGEABLE



TF CARD



SUPPORTS MOBILE POWER SUPPLY OR TYPE-C FAST CHARGING

Image: An illustration explaining manual focus, showing how to rotate the focusing hand wheel to achieve a clear image based on the observation object's distance.

Capturing Photos and Videos

- In Photo Mode, press the **Shutter button** to take a picture.
- In Video Mode, press the **Record button** to start recording. Press it again to stop recording.
- The device supports motion detection and anti-shake functions for video and photo capture. Refer to the on-screen menu for activation.

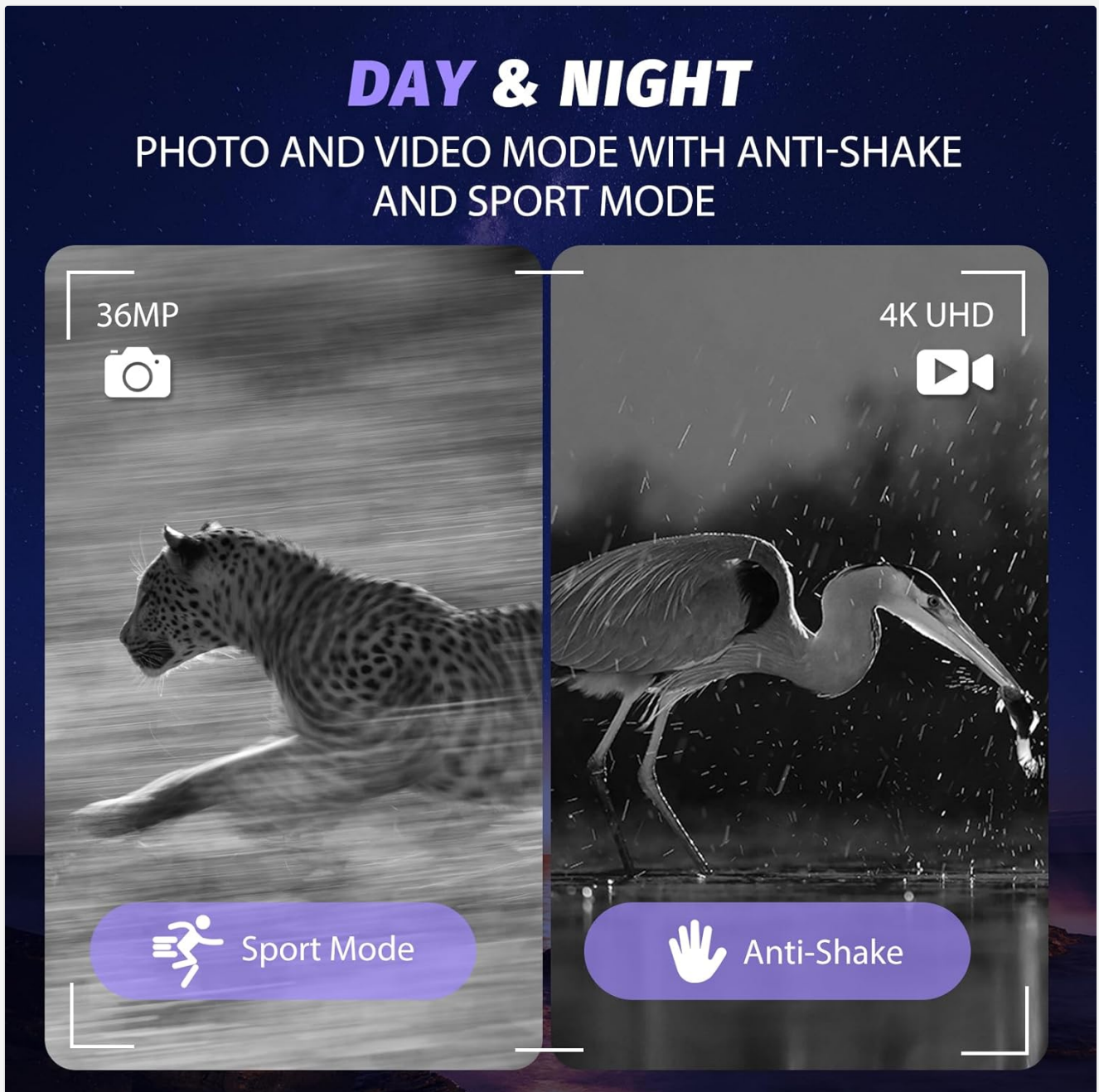
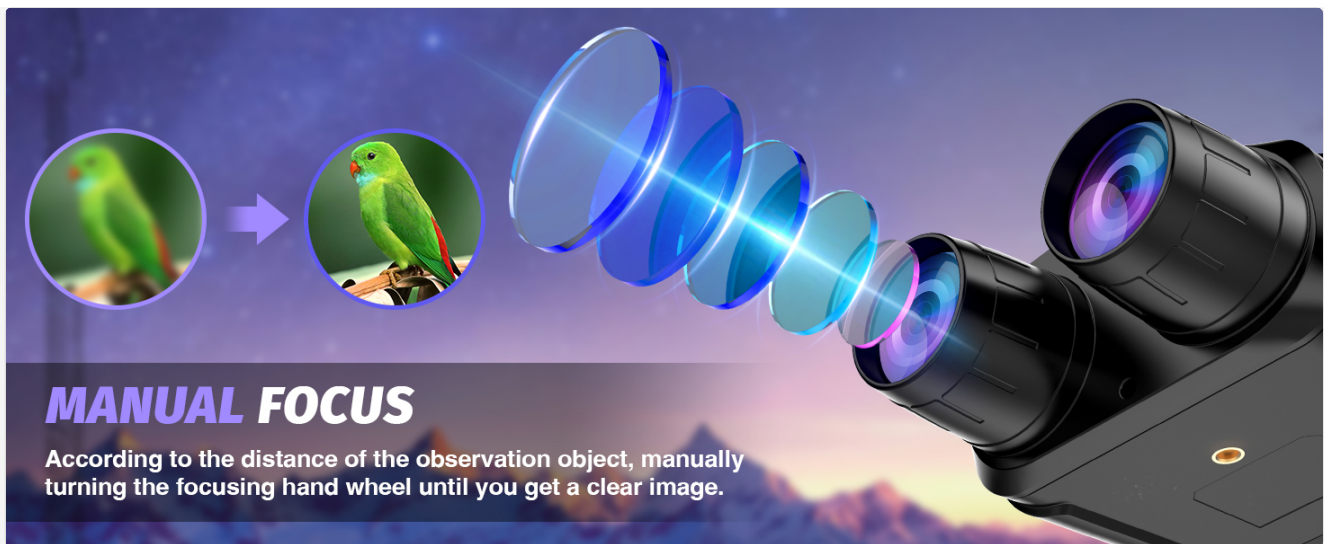


Image: A comparison showing the benefits of anti-shake and sport mode for photo and video capture with the HEXEUM NV4000, depicting a leopard in sport mode and a heron with anti-shake.



MANUAL FOCUS

According to the distance of the observation object, manually turning the focusing hand wheel until you get a clear image.

Image: An illustration demonstrating the 5x digital zoom and anti-shaking features of the HEXEUM NV4000, showing a blurred image of a heron becoming clear with anti-shake applied.



Image: A collage demonstrating the day and night photography and videography capabilities of the HEXEUM NV4000, featuring images of a person in daylight, a leopard at night, cows in daylight, and a heron at night.

Playback

- In Playback Mode, use the **Navigation buttons** to browse through your saved photos and videos.
- Press the **OK button** to view a selected item or play a video.
- To delete files, access the menu in Playback Mode and select the delete option.

Transferring Files

Connect the goggles to your computer using the provided Type-C data cable. The device will appear as a removable disk, allowing you to transfer photos and videos.

KEY FEATURES

- **4K Video & 36MP Photos:** Capture high-resolution footage and images with clear detail.
- **3-inch HD Display:** Provides a clear and large viewing experience for observation and playback.
- **5x Digital Zoom:** Magnify distant subjects for detailed observation.
- **7-Level IR Illumination:** Adjustable infrared light for optimal visibility in varying degrees of darkness.

- **5000mAh Rechargeable Battery:** Long-lasting power for extended use.
- **32GB TF Card Included:** Ready to use for storage right out of the box.
- **Motion Detection & Anti-Shake:** Enhance video recording and photo stability.
- **Tripod Mountable:** Compatible with standard 1/4-inch tripods for stable, hands-free operation.
- **Waterproof Rating:** Designed to withstand challenging outdoor environments.

3" VIEW SCREEN 4K VIDEO

Allow you to view crystal-clear picture and videos



Image: The HEXEUM NV4000 Night Vision Goggles featuring its 3-inch HD view screen, displaying a clear image of a horse.

WIDELY APPLICATION YOUR BEST PARTNER OUTDOOR



Image: An illustration detailing the 5000mAh Li-ion rechargeable battery, showing charging options via power bank or DC, and the included 32GB TF card, along with the USB port and TF slot on the device.

MAINTENANCE

- **Cleaning Lenses:** Use a soft, lint-free cloth specifically designed for optical lenses to clean the objective and eyepiece lenses. Avoid using abrasive materials or harsh chemicals.
- **Cleaning Body:** Wipe the body of the goggles with a soft, damp cloth. Do not immerse the device in water.
- **Storage:** Store the goggles in a cool, dry place, away from direct sunlight and extreme temperatures. When storing for extended periods, ensure the battery is partially charged (around 50%) and recharge it every few months to maintain battery health.
- **Battery Care:** Avoid fully discharging the battery frequently. Charge the battery regularly, even if not in use, to prolong its lifespan.

TROUBLESHOOTING

Problem	Possible Cause	Solution
Device does not power on.	Battery is depleted or not charged.	Charge the battery fully using the Type-C cable.
Image is blurry.	Manual focus not adjusted correctly. Lenses are dirty.	Rotate the manual focus wheel until the image is clear. Clean the lenses with an optical cleaning cloth.
Poor night vision performance.	IR illuminator is off or set to a low level.	Increase the IR intensity using the IR+ button. Ensure IR is enabled.
Cannot record photos/videos.	TF card is full, not inserted correctly, or corrupted.	Check TF card insertion. Delete unnecessary files or format the card (this will erase all data). Replace the TF card if corrupted.
Device freezes or becomes unresponsive.	Temporary software glitch.	Press and hold the Power button for 10-15 seconds to force a shutdown, then restart the device.

SPECIFICATIONS

- **Model:** NV4000
- **Image Resolution:** Up to 36 Megapixels
- **Video Resolution:** Up to 4K UHD
- **Display Screen:** 3-inch HD
- **Objective Lens Diameter:** 25 mm
- **Digital Zoom:** 5x
- **Infrared Illuminator:** 850 NM, 7 levels adjustable
- **Battery:** Built-in 5000mAh Li-ion rechargeable battery
- **Storage:** Supports TF card (32GB included)
- **Connectivity:** Type-C USB
- **Weight:** Approximately 15.4 ounces (436 grams)
- **Dimensions:** Approximately 7.28 x 5.67 x 2.91 inches
- **Special Features:** High Magnification, Lightweight, Night Vision, Portable, Tripod Mountable, Motion Detection, Anti-Shake

WARRANTY AND SUPPORT

For warranty information and technical support, please refer to the documentation provided with your purchase or contact HEXEUM customer service. Keep your purchase receipt as proof of purchase for warranty claims.

For further assistance, you may visit the official HEXEUM store on Amazon: [HEXEUM Store](#)