

manuals.plus /

› [Turtle Beach](#) /

› [Turtle Beach Stealth 600 Wireless Multiplatform Amplified Gaming Headset User Manual](#)

Turtle Beach TBS-3102-15

Turtle Beach Stealth 600 Wireless Multiplatform Amplified Gaming Headset

Model: TBS-3102-15

Brand: Turtle Beach

INTRODUCTION

The Turtle Beach® Stealth™ 600 wireless multiplatform gaming headset is designed for an immersive audio experience across various platforms including PS5™, PS4™, Windows PCs, Steam Deck™, and mobile devices. This headset features low-latency wireless connectivity, Bluetooth® for mobile devices, and an impressive 80-hour battery life with quick charge capability. It incorporates an A.I. noise-reduction flip-to-mute microphone and precision-tuned 50mm Nanoclear™ drivers for clear communication and vibrant spatial audio. The design prioritizes comfort with memory foam ear cushions and ProSpecs™ glasses relief technology, making it suitable for extended gaming sessions.



Image: The Turtle Beach Stealth 600 headset in white, showcasing its design and extended microphone.

PACKAGE CONTENTS

Ensure all items listed below are present in your package:

- Turtle Beach® Stealth™ 600 Wireless Gaming Headset
- USB Wireless Transmitter
- 0.7m / 2.3ft Charging Cable (USB-A to USB-C)
- Quick Start Guide (this manual serves as a detailed guide)



Image: A visual representation of the items included in the Stealth 600 headset package.

SETUP

Initial Charging

Before first use, fully charge the headset using the provided USB-A to USB-C charging cable. Connect the USB-A end to a powered USB port (e.g., console, PC, or USB wall adapter) and the USB-C end to the headset's charging port. The LED indicator on the headset will show charging status.



Image: The USB-A to USB-C charging cable.

Connecting to PlayStation / PC (2.4GHz Wireless)

1. Insert the USB Wireless Transmitter into an available USB port on your PlayStation console or PC.
2. Power on the Stealth 600 headset. The headset and transmitter should automatically pair. A solid LED on both indicates a successful connection.
3. On PlayStation, navigate to *Settings > Sound > Audio Output* and select *Stealth 600* for both Output Device and Headphones. Adjust volume levels as needed.
4. On PC, ensure the Stealth 600 is selected as the default playback and recording device in your sound settings.



Image: The USB Wireless Transmitter.



Image: The headset demonstrating multiplatform compatibility with PlayStation, PC, and mobile.

Connecting to Mobile (Bluetooth)

1. Ensure the headset is powered on.
2. Press and hold the Bluetooth button on the headset until the LED flashes blue, indicating pairing mode.
3. On your mobile device, go to Bluetooth settings and select "Stealth 600" from the list of available devices.
4. Once connected, the headset LED will turn solid blue.


OPERATING INSTRUCTIONS

Power On/Off

Press and hold the power button on the headset for approximately 2 seconds to turn it on or off. An audible prompt will confirm the action.

Battery Life

The Stealth 600 headset offers up to 80 hours of battery life on a full charge. For quick charging, connect the headset to a power source. The LED indicator will provide battery status.



UNSTOPPABLE 80-HR BATTERY LIFE
Power through gaming sessions with up to 80 hours of battery life plus quick-charge

Image: Visual representation of the headset's 80-hour battery life.

Microphone Usage

The uni-directional, flip-to-mute microphone features A.I. noise reduction for clear communication. To mute the microphone, flip it up towards the headset. To unmute, flip it down. The Swarm™ II app allows for further customization of mic settings, including noise gate, sensitivity, and monitoring levels.



Image: The headset's microphone with A.I. noise reduction capabilities.

Audio Controls and Features

The headset is equipped with 50mm Nanoclear™ drivers for precise and immersive spatial audio. You can customize your audio experience using the Swarm™ II app, which offers a 10-band audio EQ and various presets.



Image: The 50mm Nanoclear drivers inside the headset.

QuickSwitch Technology

Easily switch between 2.4GHz wireless and Bluetooth® connections using the dedicated QuickSwitch button on the headset. A single press allows you to transition audio sources seamlessly.



QUICKSWITCH TECHNOLOGY

Easily switch between wireless & Bluetooth inputs with the built-in QuickSwitch button

Image: The QuickSwitch button for toggling between wireless and Bluetooth connections.

Remappable Wheel & Mode Button

Customize the functions of the secondary wheel and mode button via the Turtle Beach® Swarm™ II app to suit your gaming style. Functions for the Mode button include EQ preset selection, multimedia controls (on PC), noise gate, and chat boost. The secondary wheel can be reassigned to control Game/Chat Mix, Variable Mic Monitoring, Superhuman Hearing® volume, Bluetooth® volume, Bass & Treble Boost levels, and Noise Gate Threshold.



REMAPPABLE WHEEL & MODE BUTTON

Customize your controls with a remappable
wheel & mode button

Image: The remappable wheel and mode button for custom controls.

Advanced Superhuman Hearing®

This feature provides a battlefield advantage by amplifying subtle in-game sounds like footsteps and weapon reloads. The Swarm™ II app allows you to toggle between three preset levels and adjust the intensity of Superhuman Hearing®.



SUPERHUMAN HEARING®

EASY ACCESS TO AUDIO PRESETS

Enhance your gameplay at the touch of a button with four signature Turtle Beach audiopresets & Superhuman Hearing®

Image: The Swarm II app displaying Superhuman Hearing settings.

Audio Presets

Access four pre-configured Turtle Beach® audio presets: Bass Boost, Signature Sound, Treble Boost, and Vocal Boost, to quickly optimize your audio for different content.

Variable Mic Monitoring (Sidetone)

Hear your own voice through the headset to prevent shouting. Adjust the monitoring levels on-the-fly using on-ear controls or within the Swarm™ II app.

MAINTENANCE

Cleaning

- Wipe the headset surfaces with a soft, dry, lint-free cloth.
- For ear cushions, gently wipe with a slightly damp cloth and allow to air dry completely before use. Do not use harsh chemicals or abrasive materials.

Storage

Store the headset in a cool, dry place away from direct sunlight and extreme temperatures. The lay-flat, adjustable design allows for compact storage when not in use.

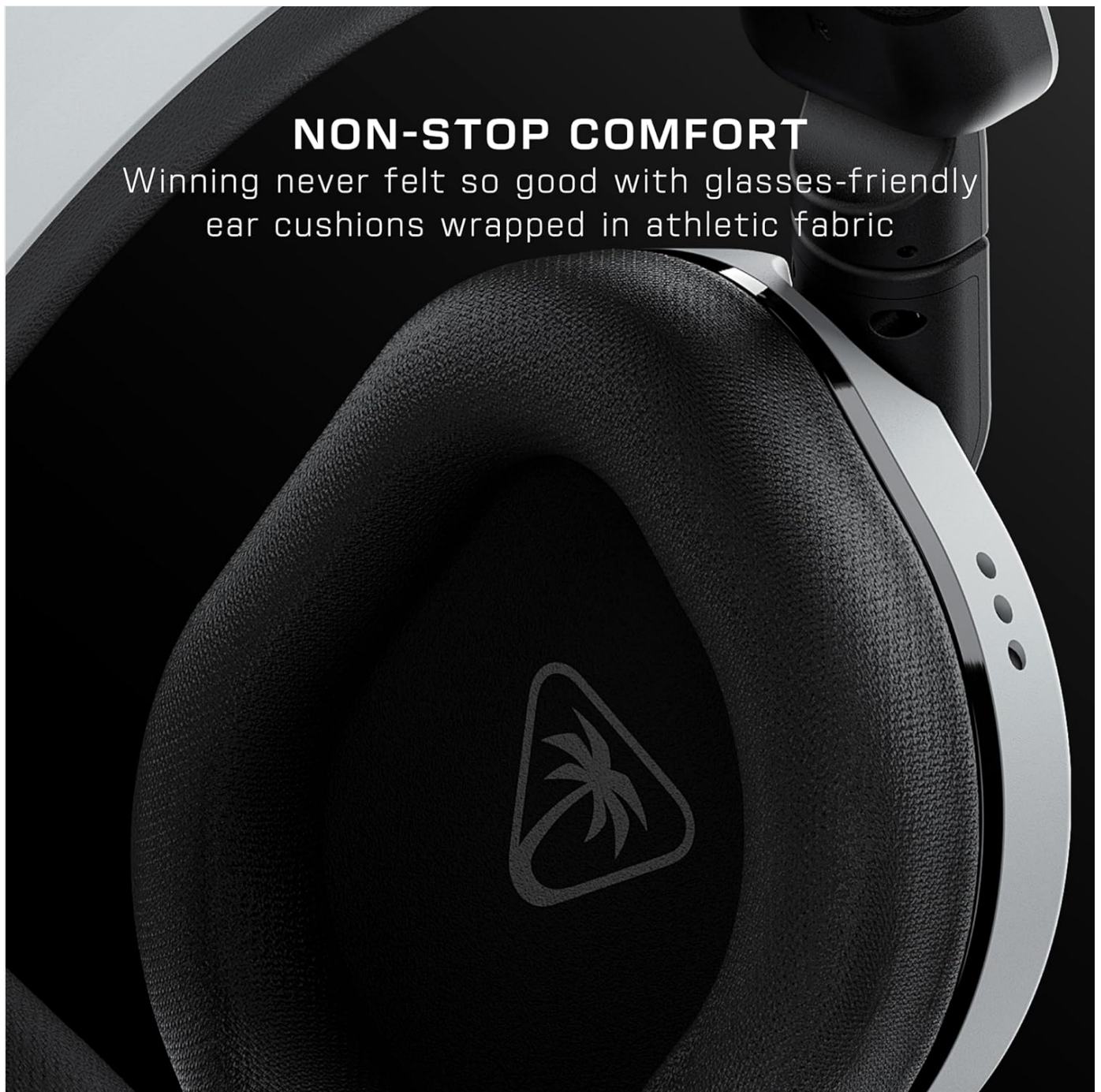


Image: The comfortable memory foam ear cushions with glasses-friendly technology.

Battery Care

To prolong battery life, avoid fully discharging the headset frequently. Charge the headset regularly, even if not in constant use.

TROUBLESHOOTING

No Audio / Disconnecting Audio

- **Check Power:** Ensure the headset is powered on and fully charged.
- **Re-pair:** Turn off both the headset and the USB wireless transmitter. Then, power them back on to re-establish the connection.

- **USB Transmitter Placement:** Ensure the USB transmitter is securely plugged into a working USB port. For PlayStation 5 users, consider using a USB 3.0 extender cable to position the dongle away from the console's direct heat and potential interference, as the 2.4GHz band can be sensitive to surrounding frequencies.
- **Wi-Fi Interference (PS5 Specific):** If experiencing frequent disconnections on PS5, navigate to *Settings > Network > Settings > Set Up Internet Connection*. While hovering over your Wi-Fi, press the Options button and set *Wi-Fi Frequency Bands* to *5 GHz only* (not automatic). This can help reduce interference with the headset's 2.4GHz wireless signal.
- **Bluetooth Connection:** If using Bluetooth, ensure the headset is paired correctly and within range of your device. Use the QuickSwitch button to confirm you are on the correct input mode.

Microphone Not Working

- **Check Mute Status:** Ensure the microphone is flipped down to unmute.
- **Device Settings:** Verify that the Stealth 600 is selected as the default input device in your console or PC sound settings.
- **Swarm II App:** Use the Swarm II app to check microphone sensitivity and noise gate settings.

Poor Audio Quality / Distortion

- **Volume Levels:** Adjust both the headset volume and the device's volume to appropriate levels.
- **EQ Settings:** Experiment with different EQ presets or custom settings in the Swarm II app.
- **Interference:** Move away from other wireless devices that might cause interference.

SPECIFICATIONS

Feature	Detail
Connectivity	Wireless (2.4GHz), Bluetooth® 5.2
Drivers	50mm Nanoclear™
Frequency Response	20Hz - 20kHz
Microphone	Uni-Directional, Flip-to-Mute with A.I. Noise Reduction
Ear-cushion Material	Athletic Weave Fabric, Memory Foam (ProSpecs™ Glasses-Friendly)
Battery	Rechargeable Lithium Polymer
Battery Life	Up to 80 Hours
Weight	320 Grams (11.3 ounces)
Model Number	TBS-3102-15
UPC	731855031030
Compatible Devices	PS5, PS4, PC, Steam Deck, Mobile Devices







WARRANTY AND SUPPORT

For warranty information and technical support, please refer to the official Turtle Beach website or contact their customer

service. Product registration may be available and is recommended for support purposes. Additional protection plans may be available for purchase separately to extend coverage beyond the standard manufacturer's warranty. Visit the [Turtle Beach Store](#) for more information and product updates.

© 2025 Turtle Beach. All rights reserved.

Related Documents - TBS-3102-15

	<p>Turtle Beach Stealth™ Pro Wireless Headset for Xbox: Setup and User Guide</p> <p>Get started with your Turtle Beach Stealth™ Pro Wireless Headset for Xbox. This guide covers setup for Xbox and PC, Bluetooth pairing, headset controls, microphone features, charging, LED indicators, and customizable functions. Learn how to optimize your gaming audio experience.</p>
	<p>Turtle Beach Stealth 600 Quick Start Guide</p> <p>Concise guide for setting up, using, and maintaining the Turtle Beach Stealth 600 gaming headset, including package contents, controls, PS4/PS5 setup, charging, firmware updates, and regulatory information.</p>
	<p>Turtle Beach Stealth Pro for PlayStation Gaming Headset Quick Start Guide</p> <p>Comprehensive quick start guide for the Turtle Beach Stealth Pro wireless gaming headset. Covers setup for PlayStation, PC, and Mac, charging, controls, compatibility, and key features like Superhuman Hearing™.</p>
	<p>Turtle Beach Stealth 600 Gen 2 for PlayStation Quick Start Guide</p> <p>Quick start guide for the Turtle Beach Stealth 600 Gen 2 wireless gaming headset for PlayStation consoles, covering setup, controls, pairing, charging, and regulatory information.</p>
	<p>Turtle Beach Stealth 600 Gen 2 Gaming Headset Quick Start Guide</p> <p>Get started with your Turtle Beach Stealth 600 Gen 2 gaming headset for Xbox. This guide provides setup instructions, control explanations, and important regulatory compliance information.</p>
	<p>Turtle Beach Stealth 700 Gen 2 MAX Gaming Headset: PlayStation, PC, Nintendo Switch Setup, Troubleshooting & Audio Hub Guide</p> <p>This comprehensive guide provides setup, pairing, and troubleshooting instructions for the Turtle Beach Stealth 700 Gen 2 MAX gaming headset. Learn to configure audio settings, customize controls via the Turtle Beach Audio Hub mobile app, and connect to PlayStation, PC, and Nintendo Switch. Includes details on charging, LED indicators, and the ProSpecs Glasses Relief System for enhanced comfort.</p>

**Turtle Beach Stealth 600 Gen 3 Auricolare Wireless A Padiglione Gaming Bluetooth Bianco**

Modello : Turtle Beach Codice prodotto: TBS-3102-15

Nome del prodotto : Stealth 600 Gen 3

Turtle Beach Stealth 600 Gen 3 Tipo di prodotto: Auricolare. Tecnologia di connessione: Wireless. Marchio: Turtle Beach. Numero di modello: Stealth 600 Gen 3. Frequenza audio: 20 - 20000 Hz. Lunghezza cavo: 1,7 m. Peso: 122 g. Colore del prodotto: Bianco.



Protezione		Microfono	
Tipo di prodotto *	Auricolare	Microfono a membrana	✓
Wired / Wireless *	A Padiglione		
Efficienza energetica *	GamePlay	Batteria	✓
Tipo di servizio *	Stereofonico	Funzionamento a batteria	✓
Colore del prodotto *	Bianco	Tipo batteria	Batteria integrata
Controllo del volume	Memoria	Tecnologia Audio	Alcune di alta qualità
Tipo di stile di controllo	Quattro controlli uniti	Regolazione audio continua	80%
Tipo di controllo	Alcune, Memoria	Alcune regolate	✓
Compatibilità cavo	2,1 m	Forma di اتصال	USB
Fascia per copri regolabile	✓	Dimensioni e peso	
Compatibilità Bluetooth	Bluetooth, PlayStation	Lunghezza	171 mm
		Profondità	83 mm
		Altezza	184 mm
		Peso	122 g
Caratteristiche		Dati su imballaggio	
Tecnologia di connessione *	Wireless	Lunghezza imballo	180 mm
Bluetooth	✓	Profondità imballo	85 mm
Bluetooth Bluetooth	5.2	Altezza imballo	210 mm
Compatibilità di	2 a 4 GHz	Peso dell'imballo	600 g
Marchio di		Tipo di imballo	Scatola
Autore		Contenuto dell'ordine	
Disegno e sviluppo *	Comunicazione	Accessori inclusi	✓
Frequenza audio	20 - 20000 Hz	Accessori esclusi	100 mm A
Cavo audio	1,7 m	Cavo incluso	Da USB tipo A a USB tipo C
Caratteristica del cavo	✓	Quantità	1
Microfono			
Tipo di microfono *	Adatto		
Tipo di microfono	Stereofonico		
Microfono per gioco	✓		

Publication date: 20-08-2025. Price or copies of information are only valid on the printed Publication date.

[pdf] Specifications Datasheet Borchure

Turtle Beach TBS 3102 15 Stealth 600 Gen 3 Auricolare Wireless A Padiglione Gaming Bluetooth Bianco

Brochure product datasheet specifications MPN Icecat Marchio Codice prodotto Nome del Tipo di

Auricolare tbs leafletmultimedia yeppon it products tbs leaflet |||

Turtle Beach Stealth 600 Gen 3 Auricolare Wireless A Padiglione Gaming Bluetooth

Bianco Marchio : Turtle Beach Nome del prodotto : Stealth 600 Gen 3 Codice

prodotto: **TBS-3102-15** Turtle Beach Stealth 600 Gen 3. Tipo di prodotto: Auricolare.

Tecnologia di connessione: Wireless, Bluetooth. Utilizzo ...

lang:it **score:33** filesize: 122.31 K page_count: 3 document date: 2025-08-28