

Chasing Hydro 4

Chasing Poolmate Hydro 4 Corded Robotic Pool Cleaner User Manual

Model: Hydro 4 Corded

1. INTRODUCTION

This manual provides essential information for the safe and efficient operation, maintenance, and troubleshooting of your Chasing Poolmate Hydro 4 Corded Robotic Pool Cleaner. Please read this manual thoroughly before using the product and retain it for future reference.

2. SAFETY INFORMATION

Always observe the following safety precautions to reduce the risk of injury, electric shock, or damage to the product.

- Ensure the power supply is disconnected before performing any maintenance or cleaning.
- Do not operate the cleaner if the power cord is damaged. Contact customer service for replacement.
- Keep children and pets away from the pool area while the cleaner is in operation.
- Only use the power supply unit provided with the cleaner.
- Do not enter the pool while the cleaner is operating.
- Store the cleaner and power supply in a dry, shaded area when not in use.

3. PACKAGE CONTENTS

Verify that all items are present in the package:

- Hydro 4 Pool Cleaner x 1
- 50ft Tethering Cable x 1
- Power Control Box x 1
- User Manual x 1

Package List

Hydro 4 Pool Cleaner x 1
50 ft Tethering Cable x 1
Power Control Box x 1
User Manual x 1



Image: The package includes the Hydro 4 cleaner, its 50ft tethering cable, the power control box, and this user manual.

4. PRODUCT OVERVIEW

The Chasing Poolmate Hydro 4 is a robotic pool cleaner designed for efficient cleaning of inground and aboveground pools. It features advanced navigation, powerful suction, and smart app control.



Image: The Hydro 4 robotic pool cleaner, its power control box, and a smartphone showing the companion app interface.

Key Features:

- **Dual Motor Suction Power:** Equipped with two powerful suction motors for enhanced cleaning performance.
- **Enhanced Scrubbing Efficiency:** Two high-performance scrubbing brushes effectively tackle dirt and debris.
- **Superior Waterline Cleaning:** Innovative lateral movement allows for thorough waterline scrubbing.
- **Smart Navigation:** Utilizes an Anti-resonance algorithm for over 95% pool coverage.
- **Top-Load Filter Basket:** Easy access and cleaning of the filter basket.
- **Lightweight Design:** Facilitates easy handling and removal from the pool.

Innovative Dual Turbo Pumps

2x

Suction Power
Efficiency



50%

Energy Saving
Lifespan Extension

Image: Illustration of the Hydro 4's innovative dual turbo pumps, designed for powerful suction and energy efficiency.

Enhanced Scrubbing Efficiency

Double the cleanliness with two high-performance scrubbing brushes, engineered to tackle tough dirt and debris.



Image: The underside of the Hydro 4, showcasing its enhanced scrubbing brushes for thorough cleaning.

5. SETUP

5.1 Initial Placement

1. Unpack the Hydro 4 cleaner and its components.
2. Place the power control box in a dry, shaded location, at least 3.5 meters (11.5 feet) from the edge of the pool. Ensure it is protected from direct sunlight and splashing water.
3. Connect the tethering cable from the cleaner to the power control box.
4. Plug the power control box into a standard 110V AC outlet.

Top Load Filter

Easy Access, Easy Cleaning



Image: The power control box, ready for connection to a standard electrical outlet, emphasizing its 'Plug and Play' simplicity.

5.2 Deploying the Cleaner

1. Gently lower the Hydro 4 cleaner into the pool. Allow it to sink to the bottom.
2. Ensure the tethering cable is not tangled and has enough slack for the cleaner to move freely across the pool.

6. OPERATING INSTRUCTIONS

6.1 Starting a Cleaning Cycle

Once the cleaner is in the pool and the power control box is connected, you can initiate a cleaning cycle using the mobile application.

6.2 Cleaning Modes

The Hydro 4 offers comprehensive cleaning for various pool surfaces:

- **Floor Cleaning:** Focuses on the pool floor to remove settled debris.
- **Wall Cleaning:** Climbs and scrubs pool walls.
- **Waterline Cleaning:** Utilizes lateral movement for a thorough scrub along the waterline.

Efficient Comprehensive Cleaning




Image: The Hydro 4 demonstrating its capabilities for floor, waterline, and wall cleaning.

Waterline Lateral Scrubbing

Parallel motion for consistent effective waterline cleaning



Image: The Hydro 4 cleaner performing its specialized lateral scrubbing motion along the pool's waterline.

6.3 Easy Pick-Up Function

After a cleaning cycle is complete, the Hydro 4 will climb to the pool wall and wait for retrieval. This feature simplifies removing the cleaner from the water.

Plug and Play

No extra equipment required.
Just plug the power supply into
a standard outlet and your ready to clean



Image: A person easily lifting the lightweight Hydro 4 cleaner from the pool, demonstrating its user-friendly design.

7. APP CONTROL

The Hydro 4 can be controlled via a smartphone application, offering convenience and flexibility.

7.1 Connecting to the App

1. Download the Poolmate app from your device's app store (Apple App Store or Google Play Store).
2. Ensure your smartphone's Wi-Fi and Bluetooth are enabled.
3. Follow the in-app instructions to pair your Hydro 4 cleaner.

7.2 App Features

- **Schedule Cleanings:** Set automated cleaning times.
- **Manual Control:** Guide the cleaner manually to specific areas.

- **Customize Cleaning Modes:** Select specific cleaning patterns (e.g., Ultra Clean Mode for stubborn debris).
- **Real-time Monitoring:** View cleaning progress and pool temperature.

Wi-Fi and Bluetooth App Connectivity

Control your pool cleaner from anywhere with our user-friendly app, found both on Apple and Android app stores. The app and control box design offer real-time connectivity and control while the robot is cleaning the pool.



Image: The Poolmate app interface on a smartphone, demonstrating Wi-Fi and Bluetooth connectivity for controlling the cleaner's functions.

8. MAINTENANCE

Regular maintenance ensures optimal performance and extends the lifespan of your Hydro 4 cleaner.

8.1 Cleaning the Filter Basket

The Hydro 4 features a top-load filter basket for easy access and cleaning.

1. Disconnect the power supply from the outlet.
2. Remove the cleaner from the pool.
3. Open the top cover of the cleaner and lift out the filter basket.
4. Empty collected debris into a waste bin.
5. Rinse the filter basket thoroughly with a garden hose until clean.
6. Reinsert the clean filter basket and close the top cover securely.

Easy to Clean Filter Basket

Ergonomic filter design makes cleaning the filter a breeze.



Image: A person easily cleaning the Hydro 4's filter basket with a hose, highlighting the simple maintenance process.

Large Filter Basket



Image: The large 4.1L filter basket of the Hydro 4, designed to capture significant amounts of debris.

8.2 Filter Types

The Hydro 4 comes with a Nylon Filter and offers an optional Hyper-fine filter for smaller particles.

- **Nylon Filter (180µm):** Effective for larger debris like gravel, sludge, leaves, twigs, and hairs.
- **Hyper-fine Filter (50µm, Optional):** Captures smaller particles such as dust, bugs, pollen, sebum, and dander.



Nylon Filter



180µm

Filter mesh magnified 1600x



Gravel, Sludge, Leaves, Twigs, Hairs

Hyper-fine filter (Optional)



50µm

Filter mesh magnified 1600x



Dust, Bugs, Pollen, Sebum, Dander

Image: Comparison of the standard Nylon filter and the optional Hyper-fine filter, detailing the types of debris each can capture.

9. TROUBLESHOOTING

If you encounter issues with your Hydro 4 cleaner, refer to the following common problems and solutions:

Problem	Possible Cause	Solution
Cleaner does not start	No power to control box; Cable not connected; App issue.	Check power outlet and connections. Ensure app is properly paired and cleaning cycle is initiated.
Poor cleaning performance	Filter basket is full or clogged; Brushes are worn; Obstruction.	Clean the filter basket. Inspect brushes for wear and replace if necessary. Remove any large obstructions from the pool.
Cleaner gets stuck or moves erratically	Tethering cable tangled; Obstruction in pool; Pool surface issues.	Untangle the cable. Remove toys or debris. Ensure pool surfaces are suitable for robotic cleaners.
App connection issues	Bluetooth/Wi-Fi off; Outdated app; Interference.	Ensure Bluetooth/Wi-Fi is on. Update the app. Move closer to the control box.

If the problem persists, please contact customer support.

10. SPECIFICATIONS

Feature	Detail
Model Name	Hydro 4
Item Model Number	40.40.300.0008
Product Dimensions	15"L x 10"W x 19"H (38.1 cm x 25.4 cm x 48.26 cm)
Item Weight	28.4 pounds (12.91 Kilograms)





Feature	Detail
Hose Length	50 Feet (15.24 meters)
Power Source	AC
Voltage	110 Volts
Control Method	App (Wi-Fi and Bluetooth)
Special Features	50-Foot Cord, App Controlled, Dual Filter
Installation Type	Robotic
UPC	843722101835


11. WARRANTY AND SUPPORT

The Chasing Poolmate Hydro 4 Robotic Pool Cleaner is backed by a **3-year parts and labor warranty**. For any assistance, technical support, or warranty claims, please contact our dedicated US-based customer service team. Contact information can be found on the official Chasing Poolmate website or through your purchase documentation.

© 2024 Chasing Poolmate. All rights reserved.


Related Documents

	<p>CHASING DT B Robotic Pool Cleaner: Features, Specifications, and Benefits</p> <p>Explore the CHASING DT B, an affordable and efficient robotic pool cleaner. This guide details its 300-minute battery life, dual suction, 4.1L filter capacity, app control, and comprehensive cleaning modes for pristine pools.</p>
	<p>Chasing DT-B Cordless Robot Pool Cleaner - Powerful and Efficient Pool Cleaning</p> <p>Discover the Chasing DT-B, a cordless robot pool cleaner designed for superior performance. Featuring a 300-minute runtime, 4.1L filter basket, and multiple cleaning modes (Floor, Wall, Auto, ECO), it offers efficient and powerful pool maintenance. Control and monitor your cleaner via the dedicated app.</p>
	<p>CHASING Hydro4 Robotic Pool Cleaner User Manual - V1.0</p> <p>User manual for the CHASING Hydro4 Robotic Pool Cleaner (Corded Version). Provides instructions on setup, operation, app control, maintenance, and troubleshooting for optimal pool cleaning.</p>
	<p>CHASING Hydro 4 Robotic Pool Cleaner: Features and Specifications</p> <p>Discover the CHASING Hydro 4, the world's first dual-power robotic pool cleaner offering corded and cordless operation. Explore its advanced features, including Wi-Fi control, a unique centrifugal pump motor, and efficient cleaning capabilities for various pool types.</p>




[\[pdf\]](#) User Manual Troubleshooting Guide

Poolmate Hydro4 Hydro4 Warning please read this User Manual carefully and use product as per the Scanning for nearby Hydro 4 Mode 6 Remote Control 5 My 1 MANUAL Robot Pool Cleaner CHASING cable Englishimage makewebeasy net makeweb qmtxMImQR Document MANUAL English v 202405291424 ||| CHASING Hydro4 Robotic Pool Cleaner EN User Manual - Corded Version www.poolmatebot.com V1.0 Table ... rameters 16 After-sales 16 Disclaimer Please read this Disclaimer carefully before using CHASING **Hydro 4**. By using the product, it shall be deemed as the approval and acceptance of all contents of ... lang:en **score:28** filesize: 3.17 M page_count: 9 document date: 2025-04-22




[CHASING Hydro4 Pool Cleaner User Manual](#)

User manual for the CHASING Hydro4 cordless pool cleaner, covering setup, operation, maintenance, troubleshooting, and specifications. lang:i-klngon **score:27** filesize: 3.88 M page_count: 18 document date: 2025-08-01




[CHASING Hydro4 Robotic Pool Cleaner User Manual - V1.0](#)

User manual for the CHASING Hydro4 Robotic Pool Cleaner (Corded Version). Provides instructions on setup, operation, app control, maintenance, and troubleshooting for optimal pool cleaning. lang:en **score:21** filesize: 3.17 M page_count: 9 document date: 2025-04-22




[CHASING Hydro4 Robotic Pool Cleaner User Manual](#)


Comprehensive user manual for the CHASING Hydro4 robotic pool cleaner, covering setup, operation, maintenance, troubleshooting, and app connectivity. Learn how to efficiently clean your pool with this advanced robotic cleaner. lang:en **score:21** filesize: 4.35 M page_count: 9 document date: 2025-04-22




[\[pdf\]](#) User Manual Troubleshooting Guide
hydro4 User Manuals for Robotic Pool Cleaners Poolmate ce5391bd976724083532988 media
cdn ishopastro 941207732279688 |||
www.poolmatebot.com Poolmate Hydro4 Robotic Pool Cleaner EN User Manual -
Corded Version CN - ES ... ameters 16 After-sales 16 Disclaimer Please read this
Disclaimer carefully before using Poolmate **Hydro 4**. By using the product, it shall be
deemed as the approval and acceptance of all contents of ...
lang:en score:15 filesize: 12.39 M page_count: 41 document date: 2024-07-30



[\[pdf\]](#) Guide
E KS! 20102 Richelieu s Guide Compendium One the eye eu public Books rpg rem uz Triple Ace Games
All For |||
20102 Paul Wiggy Wade-Williams Richelieu s Guide Compendium Une by Paul Wiggy
Wade-Williams Editing: Tom Cadorette Reseacher: Wayne Grelle Cover, Graphic
Design Typesetting: Robin Elliott Illustrations: dimitri bielak, Phillip Simpson, Eric
lofgren, Fabio Porfidia www. t r i p l e a c e g a...
lang:en score:15 filesize: 31.45 M page_count: 108 document date: 2014-01-09



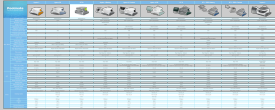
[\[pdf\]](#)
Microsoft PowerPoint POOL SPA Presentation CHASING Robot Pool Cleaner 2025 4 21 Eng Thai Hydro
poolspa co th 05 |||
CHASING **Hydro 4** Dual-Power Corded and Battery Compatibility World s First Dual-
Power Robotic Pool Cleaner *The specific parameters and functions are subject to the
actual products on the market. Battery Convenience AC Power Long-lasting Cleaning
Waterline Lateral Movement ...
lang:en score:14 filesize: 1.12 M page_count: 6 document date: 2025-05-08



[Poolmate Hydro4 Robotic Pool Cleaner User Manual](#)
User manual for the Poolmate Hydro4 Robotic Pool Cleaner, covering setup,
operation, maintenance, troubleshooting, and app connectivity.
lang:en score:13 filesize: 31.52 M page_count: 105 document date: 2025-08-15



[\[pdf\]](#) Guide
Edition emissions will likely start to rise again as the crisis subsides and changes in long term price
assumptions guide capgeminiwemo2020final cdn uc assets prezly 78795bc5 f7f2 4943 aa82
1c84bcfda60f inline no
22nd Edition November 2020 In collaboration with: World Energy Markets
Observatory Contents WEM ... Renewable electricity generation 2018 Pumped hydro
power 3 Geothermal 1 Solar 14 Wind 41 **Hydro 41** Wind Hydro Solar Pumped hydro
power Geothermal Source: Eurostat Europe of renewable en...
lang:en score:12 filesize: 20.72 M page_count: 368 document date: 2020-10-28



[Poolmate Robotic Pool Cleaners Comparison Guide](#)

A comprehensive comparison of Poolmate robotic pool cleaners, detailing specifications, features, and performance for models like Hydro 3, DT B, Hydro 3S, Hydro 4, DT C, DT C PRO, and Hydro 6.

lang:en **score:10** filesize: 845.29 K page_count: 1 document date: 2025-06-16