

## DACOM Q10

# DACOM Q10 Neckband Headphones User Manual

Model: Q10 | Brand: DACOM

## 1. INTRODUCTION

Thank you for choosing the DACOM Q10 Neckband Headphones. These open-ear earbuds are designed for comfort, durability, and high-quality audio, perfect for active lifestyles. This manual provides detailed instructions to help you get the most out of your new headphones.



*Image 1.1: DACOM Q10 Neckband Headphones and Charging Case. The headphones are shown in their open charging case, highlighting their sleek black design and compact form factor.*

## 2. KEY FEATURES

- **Open Ear Design:** Provides a breathable listening experience, allowing for better awareness of surroundings.
- **Ergonomic Fit:** Liquid silicone ear hooks ensure a secure and comfortable fit, ideal for sports and active use.
- **IPX7 Waterproof Rating:** Offers robust protection against sweat and water, making them suitable for various environments.
- **Long Playtime:** Up to 12 hours of continuous playback on a single charge, with extended playtime using the charging case.
- **Lightweight:** Each earbud weighs approximately 10.6g, ensuring minimal discomfort during prolonged wear.
- **Wireless Bluetooth Connectivity:** Stable and reliable connection for seamless audio streaming.
- **Touch Control:** Intuitive touch controls for media playback and call management.

## Open Ear Headphones

### Better Awareness of Surrounding

A side-profile photograph of a man with dark hair and a beard, wearing black-rimmed glasses and a brown jacket. He is smiling and looking to the right. A black open-ear headphone is visible in his ear. A dashed white line points from the text 'Earbuds That Don't Go In Your Ears' to the earbud.

Earbuds That Don't  
Go In Your Ears

*Image 2.1: Open Ear Design for Situational Awareness. A man is shown wearing the DACOM Q10 headphones, illustrating how the open-ear design allows for better awareness of ambient sounds.*

# 36H Super Long Playtime

The Headphone can continue to listen to 12 Hour Per Charge

(80%Volume~12Hrs)

(100%Volume~10Hrs)

**10~12** Hrs  
Single Charge

**24** Hrs  
With Charging Case

**10** Min  
=1.5-Hour Playtime



Image 2.2: Extended Playtime Capabilities. This image displays the headphones and charging case, highlighting the 10-12 hours of single charge playtime and up to 36 hours with the charging case.



# Comfortable Wearing



Image 2.3: Comfortable and Lightweight Wearing. A woman is shown relaxing while wearing the headphones, emphasizing their ergonomic design, ear-free comfort, and lightweight nature.

## 3. WHAT'S IN THE BOX

Upon opening your DACOM Q10 package, you should find the following items:

- DACOM Q10 Neckband Headphones (Left and Right Earbuds)
- Charging Case
- USB Charging Cable
- User Manual

# Package



Image 3.1: Package Contents. This image displays all items included in the DACOM Q10 retail package: the headphones, charging case, USB cable, and user manual.

## 4. SETUP

### 4.1 Charging the Headphones and Case

1. **Initial Charge:** Before first use, fully charge both the headphones and the charging case.
2. **Connect:** Plug the USB charging cable into the charging port on the case and connect the other end to a USB power source (e.g., computer, wall adapter).
3. **Indicators:** The LED indicators on the charging case will show the charging status. Once fully charged, the indicators will typically turn solid or turn off.

### 4.2 Pairing with a Bluetooth Device

1. **Power On:** Open the charging case or take out the earbuds. They will automatically enter pairing mode (indicated by flashing LED lights on the earbuds).
2. **Enable Bluetooth:** On your device (smartphone, tablet, computer), go to the Bluetooth settings and ensure

Bluetooth is enabled.

3. **Select Device:** In the list of available Bluetooth devices, select "DACOM Q10" (or similar name).
4. **Confirm Connection:** Once connected, the earbud LEDs will stop flashing, and you may hear a confirmation tone.
5. **Reconnect:** The headphones will automatically reconnect to the last paired device when taken out of the case, if Bluetooth is enabled on the device.

## 5. OPERATING INSTRUCTIONS

The DACOM Q10 headphones feature intuitive touch controls for easy management of your audio and calls.



Image 5.1: Earbud Control Points. This diagram illustrates the LED/MIC, Trumpet (speaker), and MFB (Multi-Function Button) areas on the DACOM Q10 earbud, indicating where touch controls are located.

### 5.1 Music Playback

- **Play/Pause:** Single tap on either earbud's MFB.

- **Next Track:** Double tap on the right earbud's MFB.
- **Previous Track:** Double tap on the left earbud's MFB.
- **Volume Up:** Triple tap on the right earbud's MFB.
- **Volume Down:** Triple tap on the left earbud's MFB.

## 5.2 Call Management

- **Answer/End Call:** Single tap on either earbud's MFB.
- **Reject Call:** Press and hold either earbud's MFB for 2 seconds.

## 5.3 Voice Assistant

- **Activate Voice Assistant:** Press and hold either earbud's MFB for 3 seconds.

# 6. MAINTENANCE

## 6.1 Cleaning

- Regularly wipe the earbuds and charging case with a soft, dry, lint-free cloth.
- Do not use abrasive cleaners, alcohol, or chemical solvents.
- Ensure charging contacts are clean and free of debris.

## 6.2 Storage

- Store the headphones in their charging case when not in use to protect them and keep them charged.
- Avoid storing in extreme temperatures (hot or cold) or high humidity.

## 6.3 Battery Care

- To prolong battery life, avoid fully discharging the headphones frequently.
- Charge the case and earbuds regularly, even if not used for extended periods.

# 7. TROUBLESHOOTING

Problem	Possible Cause	Solution
Headphones won't turn on.	Low battery.	Charge the headphones and charging case fully.
Cannot pair with device.	Bluetooth is off; headphones not in pairing mode; device list cluttered.	Ensure Bluetooth is on. Place headphones in pairing mode. Forget "DACOM Q10" from device's Bluetooth list and try pairing again.
No sound or low volume.	Volume too low; not connected; media paused.	Increase volume on both headphones and device. Ensure headphones are connected. Check if media is paused.
Intermittent connection.	Too far from device; interference.	Move closer to your device. Avoid strong Wi-Fi signals or other Bluetooth devices.



## 8. SPECIFICATIONS

Feature	Detail
Model Name	Q10
Brand	DACOM
Connectivity Technology	Wireless (Bluetooth)
Ear Placement	Open Ear
Control Type	Media Control, Touch
Waterproof Rating	IPX7
Playtime (Single Charge)	Up to 12 Hours
Earbud Weight	Approx. 10.6g (0.37 oz) per earbud
Item Weight (Total)	4.2 ounces
Color	Black
Included Components	Charging Station, USB Cable

## 9. OFFICIAL PRODUCT VIDEO

Your browser does not support the video tag.







Video 9.1: DACOM Q10 Neckband Headphones Overview. This official product video provides a visual overview of the DACOM Q10 headphones, showcasing their key features, design, and benefits for active users.

## 10. WARRANTY AND SUPPORT

For warranty information and customer support, please refer to the official DACOM website or contact their customer service directly. Keep your purchase receipt as proof of purchase for any warranty claims. For further assistance, you may also visit the product's detail page on Amazon.com:[DACOM Q10 on Amazon](#)



© 2024 DACOM. All rights reserved.

	<p><a href="#"><u>Mini Matte Wireless Earbuds K88 User Manual</u></a></p> <p>User manual for Shenzhen Sande Dacom Electronics Co., Ltd. K88 Mini Matte Wireless Earbuds. Includes product information and usage instructions.</p>
	<p><a href="#"><u>Dacom G26 Wireless Earbuds User Manual and Specifications</u></a></p> <p>Comprehensive guide for Dacom G26 wireless earbuds, covering controls, usage, specifications, and safety information in multiple languages including English, Chinese, Japanese, and Russian.</p>
	<p><a href="#"><u>Dacom OpenPods Open-Ear True Wireless Earbuds User Manual</u></a></p> <p>Comprehensive user manual for Dacom OpenPods open-ear true wireless earbuds, covering setup, operation, features, safety, and warranty information.</p>
	<p><a href="#"><u>Dacom TinyPods ANC True Wireless Bluetooth Earphones Manual</u></a></p> <p>User manual for Dacom TinyPods ANC True Wireless Bluetooth Earphones, covering features, operation, pairing, charging, safety precautions, and warranty information.</p>
	<p><a href="#"><u>Dacom BoneBuds True Wireless Bone Conduction Headphones - User Manual</u></a></p> <p>Comprehensive user manual for Dacom BoneBuds true wireless bone conduction headphones, covering features, operation, pairing, charging, and troubleshooting. Includes FCC compliance information.</p>
	<p><a href="#"><u>Dacom G05TWS Quick Start Guide</u></a></p> <p>Explore the Dacom G05TWS, a wireless audio product. This guide provides essential instructions for setup and usage, ensuring an optimal listening experience.</p>