

MONODEAL MD707

MONODEAL Portable CD Player User Manual

Model: MD707

PRODUCT OVERVIEW

The MONODEAL MD707 is a versatile portable CD player designed for a wide range of audio experiences. It features built-in speakers, a 2.0-inch TFT color display, and supports both Bluetooth receiving and transmitting. Additionally, it includes an FM transmitter for car audio integration and a TF card slot for direct music playback and CD ripping. Its compact design and long-lasting rechargeable battery make it ideal for use at home, in the car, or on the go.



Image: The MONODEAL Portable CD Player shown with its various accessories, including charging cables, an AUX cable, and wired headphones.

WHAT'S IN THE BOX

- MONODEAL MD707 Portable CD Player
- User Manual
- Wired Headphones
- Aux Cable
- USB-C Charging Cable

SETUP GUIDE

1. Charging the Device

Before first use, fully charge the CD player. Connect the provided USB-C cable to the player's charging port and the other end to a compatible USB power adapter (not included) or computer USB port. The battery indicator on the TFT screen will show charging status.



Image: The USB-C charging port on the side of the MONODEAL CD player, ready for connection.

2. Inserting a CD

Gently open the CD compartment lid. Place the CD with the label side facing up onto the spindle. Press down gently until it clicks into place. Close the lid firmly to ensure proper playback and prevent dust entry.

3. Connecting Headphones or Speakers

For private listening, plug the wired headphones into the 3.5mm headphone jack. To use external Bluetooth speakers or headphones, refer to the Bluetooth Connection section below for pairing instructions.

OPERATING INSTRUCTIONS

Basic Playback

1. **Power On/Off:** Press and hold the Power button to turn the device on or off.
2. **Play/Pause:** Press the Play/Pause button to start or pause playback.
3. **Skip Tracks:** Use the Next/Previous track buttons to navigate between songs.
4. **Volume Control:** Adjust the volume using the dedicated volume wheel or buttons located on the device.



Vibrant Colors & Sharp Details

TFT provide superior image quality

2.0 TFT Display



Old Model Display



Image: The vibrant 2.0-inch TFT color display of the CD player, providing clear track details and playback status.

Bluetooth Connection (RX & TX)

The MONODEAL CD player supports both Bluetooth receiving (RX) and transmitting (TX) functionalities.

- **Bluetooth Receiving (RX):** To use the CD player as a Bluetooth speaker, enable Bluetooth on your smartphone, tablet, or computer and select "MONODEAL MD707" from the list of available devices to pair.
- **Bluetooth Transmitting (TX):** To stream audio from the CD player to Bluetooth headphones or speakers, activate Bluetooth pairing mode on your external device, then initiate Bluetooth transmission on the MD707. The player will automatically search for and connect to nearby Bluetooth audio devices.

Note: Car Bluetooth is not supported for direct connection. Please use the AUX or FM Transmitter function for car audio.

Two Bluetooth modes (RX+TX)

Bluetooth receiving



Enjoy more high **quality songs**
Cell phones, computers, etc.



Phones



Ipad



Computers



Bluetooth transmitting

Enjoy your **personal songs** more freely
Wireless headphones, stereos, etc.



Headset



Speaker



Image: Visual representation of the CD player's dual Bluetooth functionality, showing connections to mobile devices (RX) and headphones/speakers (TX).

FM Transmitter Function

The built-in FM transmitter allows you to play CD audio through your car's FM radio. Select one of the 5 universal FM frequencies on the CD player (e.g., 87.5 MHz, 88.1 MHz, etc.) and tune your car radio to the exact same frequency. This creates a wireless audio link.

Alternatively, for a wired connection, use the included 3.5mm AUX cable to connect the CD player to your car's AUX input port.

Two Ways Connect To Your Car



AUX IN

AUX Connection



FM Connection

*Ideal For Honda Car, old Truck without Aux Port



**CAN'T Work with
Car's Bluetooth**

Image: The CD player integrated into a car's interior, highlighting both AUX cable connection and wireless FM transmission to the car radio.

TF Card Playback and CD Ripping

Insert a TF (microSD) card (up to 32GB, not included) into the designated slot on the side of the player. The player can play MP3/WMA files directly from the card. You can also rip audio tracks from a CD directly to the TF card without needing a computer. Refer to the on-screen menu for the CD ripping option.

TF Card Burning

Convert CD songs to TF card for storage (up to 32G)



Image: A TF card being inserted into the CD player, illustrating its capability to record CD content directly to the card.

MAINTENANCE

- **Cleaning:** Use a soft, dry, lint-free cloth to clean the exterior of the player. For the CD lens, use a specialized CD lens cleaning kit if necessary. Avoid using abrasive cleaners or solvents.
- **Storage:** Store the player in a cool, dry place away from direct sunlight, high humidity, and extreme temperatures. Keep it away from strong magnetic fields.
- **Battery Care:** To prolong battery life, avoid fully discharging the battery frequently. It is recommended to charge the device regularly, even if not in use for extended periods (e.g., once every 3 months).
- **Handling:** Handle the CD player with care. Avoid dropping it or subjecting it to strong impacts, as this can damage internal components.

TROUBLESHOOTING

Problem	Possible Cause	Solution
---------	----------------	----------

Problem	Possible Cause	Solution
Player does not turn on.	Battery is depleted.	Charge the player using the provided USB-C cable. Ensure the power adapter is working.
CD does not play or skips.	CD is dirty, scratched, or inserted incorrectly.	Clean the CD with a soft, lint-free cloth. Ensure the CD is inserted correctly with the label side up. Try a different CD to rule out disc damage.
No sound from speakers/headphones.	Volume is too low or muted. Headphones/speakers not connected properly or not paired (Bluetooth).	Increase the volume. Check headphone/AUX cable connection. If using Bluetooth, ensure the device is paired and connected.
FM Transmitter not working.	Incorrect FM frequency selected. Strong local radio interference.	Ensure the player and car radio are tuned to the exact same FM frequency. Try a different, less congested frequency.
Cannot rip CD to TF card.	TF card is full, corrupted, or not supported (over 32GB).	Ensure TF card has sufficient free space and is formatted correctly (FAT32 recommended). Use a TF card with a maximum capacity of 32GB.

SPECIFICATIONS

- **Model:** MD707
- **Brand:** MONODEAL
- **Dimensions (Package):** 8.98 x 7.32 x 2.05 inches
- **Item Weight:** 1.13 ounces
- **Battery:** 2000mAh Lithium Ion (included)
- **Approximate Play Time:** 7-10 hours (depending on usage)
- **Connectivity:** Bluetooth (RX/TX), Auxiliary (3.5mm), FM Transmitter
- **Display:** 2.0-inch TFT Color Screen
- **Supported Disc Formats:** CD, CD-R, CD-RW
- **Supported Audio Formats (TF Card):** MP3, WMA
- **TF Card Support:** Up to 32GB
- **Special Features:** Built-in Stereo Speakers, CD Ripping to TF Card, Dual Bluetooth, FM Transmitter

WARRANTY AND SUPPORT

MONODEAL offers a **12-month replacement warranty** for this product from the date of purchase. This warranty covers manufacturing defects and ensures product functionality under normal use.




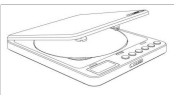
For any questions, issues, or technical support, please contact MONODEAL customer service. Lifetime support is available to assist you with product inquiries and troubleshooting beyond the warranty period.

Contact information can typically be found on the official MONODEAL website or through your purchase

platform's order details.

Image: MONODEAL customer support team ready to assist with product inquiries.

Related Documents

<div><div>PORTABLE CD PLAYER</div><div></div><div>MODEL MD-702</div><div><div>User Manual</div><div>USER MANUAL EN</div><div>BRUKERHÅNDBOK-DE</div><div>MANUAL DE USUARIO ES</div><div>MANUEL D'UTILISATION FR</div><div>MANUALE UTENTE IT</div><div>사용설명서 KR</div></div></div>	<p>MONODEAL Portable CD Player User Manual - Model MD-702</p> <p>User manual for the MONODEAL Portable CD Player (Model MD-702), providing safety instructions, operating procedures, troubleshooting tips, and feature explanations for this consumer electronic device.</p>
<div><div>PORTABLE CD PLAYER</div><div></div><div>MODEL MD-602</div><div><div>User Manual</div><div>USER MANUAL EN</div><div>BRUKERHÅNDBOK-DE</div><div>MANUAL DE USUARIO ES</div><div>MANUEL D'UTILISATION FR</div><div>MANUALE UTENTE IT</div><div>사용설명서 KR</div></div></div>	<p>Portable CD Player MD-602 User Manual</p> <p>User manual for the MD-602 Portable CD Player, covering setup, operation, troubleshooting, and safety instructions in multiple languages.</p>
<div><div>USER MANUAL</div><div></div><div>MODEL MD-706</div><div><div>User Manual</div><div>USER MANUAL EN</div><div>BRUKERHÅNDBOK-DE</div><div>MANUAL DE USUARIO ES</div><div>MANUEL D'UTILISATION FR</div><div>MANUALE UTENTE IT</div><div>사용설명서 KR</div></div></div>	<p>MONODEAL MD-706 Portable CD Player User Manual</p> <p>Explore the MONODEAL MD-706 portable CD player with this user manual. Learn about its features, Bluetooth connectivity, USB playback, FM radio, AUX input, BT TX function, and troubleshooting tips for a complete audio experience.</p>
<div><div>CD Player Manual</div><div>Monodeal CW604-FM</div><div></div><div>www.monodeal.net</div></div>	<p>Monodeal CW604-FM CD Player User Manual</p> <p>This manual provides detailed instructions for operating the Monodeal CW604-FM CD Player, including function descriptions, FM transmitter usage, FAQs, and specifications. Learn how to play CDs, use the FM transmitter, and troubleshoot common issues.</p>

Documents - MONODEAL – MD707

no relevant documents