

## Manuals+

[Q & A](#) | [Deep Search](#) | [Upload](#)

manuals.plus /

› [Joolz](#) /

› [Joolz AER+ Lightweight & Compact Travel Stroller - Portable One-Hand Fold Design - Ergonomic Seat for Infant & Toddler \(up to 50 lb\) - XXL Sun Hood - Stroller for Airplane -Travel Pouch- Forest Green Forest Green AER+ CLASSIC LOOKS](#)

## Joolz 440100

# Joolz AER+ Lightweight & Compact Travel Stroller Instruction Manual

Model: 440100 | Brand: Joolz

## 1. INTRODUCTION

Thank you for choosing the Joolz AER+ Lightweight & Compact Travel Stroller. This manual provides essential information for the safe and proper assembly, operation, maintenance, and troubleshooting of your stroller. Designed for children aged 6 months to 4 years (up to 50 lbs), the Joolz AER+ combines convenience, comfort, and portability, making it ideal for active families and travel.

## 2. SAFETY INFORMATION

**SAFETY 1st:** Always ensure your child is securely fastened with the 5-point click & go buckle and adjustable harness. The patented seat design is engineered for enhanced child protection. Never leave your child unattended in the stroller. Ensure the stroller is fully unfolded and locked before placing a child inside. Always engage the brake when the stroller is stationary.

## 3. WHAT'S IN THE BOX

Your Joolz AER+ package includes:

- Joolz AER+ Stroller
- Travel Pouch

## 4. SETUP

The Joolz AER+ stroller comes largely pre-assembled for your convenience. Follow these steps for initial setup:

1. Remove the stroller and travel pouch from the packaging.
2. Place the stroller on a flat, stable surface.
3. Locate the folding mechanism on the handlebar. Press the release button and give a gentle flick to unfold the stroller until it clicks securely into place. Ensure all locking mechanisms are engaged before use.



The Joolz AER+ Stroller in its fully unfolded position, showcasing its ergonomic design and ready-to-use state.

## 5. OPERATING INSTRUCTIONS

### 5.1 Folding and Unfolding

The Joolz AER+ features a portable one-hand fold design. To fold, ensure the canopy is retracted. Press the button on the handlebar and push forward until the stroller collapses. It will lock automatically. To unfold, release the lock and give a gentle flick to open.

Official video demonstrating the one-hand folding and unfolding mechanism of the Joolz AER+ stroller, highlighting its compact nature.



The Joolz AER+ stroller in its compact, folded state, ideal for storage and travel.

## 5.2 Harness System

The stroller is equipped with a 5-point click & go buckle and an adjustable harness. Ensure the harness straps are snug but comfortable around your child. The non-rethreading harness allows for easy height adjustment as your child grows.

## 5.3 Seat Recline

The ergonomic seat offers an adjustable recline for your child's comfort. To recline the seat, locate the zipper on the back of the seat and unzip it. This allows the seat to extend further back, providing optimal neck and back support, especially for napping. The seat is designed to support children up to 50 lbs.



The Joolz AER+ stroller with its adjustable recline feature, providing a comfortable position for your child.

## 5.4 Canopy Operation


The XXL Sun Hood provides UPF 50+ protection and features extra ventilation. Extend the canopy fully to shield your child from the sun. The canopy can be retracted when not needed.

## 5.5 Brake System

The stroller features a flip-flop friendly brake system located near the rear wheels. Press down on the brake pedal to engage the brake and ensure the stroller is stationary. Lift the pedal to release the brake.

## 5.6 Portability

Weighing only 13.2 lbs, the Joolz AER+ is exceptionally lightweight. It includes a shoulder strap and a travel pouch for easy transportation. Its compact folded size (17.7 x 21 x 8.5 Inches) makes it compatible with most airplane overhead bins, simplifying travel.



The Joolz AER+ stroller is designed for travel, with a compact size that fits in most airplane overhead bins.

## 6. MAINTENANCE

To keep your Joolz AER+ stroller in optimal condition, regularly clean the frame with a damp cloth. The fabrics are hand-washable for easy maintenance. Refer to the care label on the fabric for specific washing instructions. Periodically check all moving parts, wheels, and locking mechanisms for proper function and wear.

## 7. TROUBLESHOOTING

If you encounter any issues with your Joolz AER+ stroller, please refer to the following general advice:

- **Stroller not unfolding/folding smoothly:** Ensure all previous locks are disengaged and no fabric is caught in the mechanism. Apply gentle, even pressure.
- **Wheels not moving freely:** Check for debris or hair caught in the wheel axles. Clean as necessary.
- **Harness difficult to buckle/unbuckle:** Ensure all buckle components are aligned correctly and free of obstructions.

For persistent issues or concerns not addressed here, please contact Joolz customer support.

## 8. SPECIFICATIONS



Feature	Detail
---------	--------

Feature	Detail
Brand	Joolz
Model Number	440100
Color	Forest Green
Material	Aluminum, Fabric
Fabric Type	Leatherette, Polyester
Item Weight	13.2 Pounds
Maximum Weight Recommendation	50 Pounds
Age Range Description	Baby (6 months to 4 years)
Folded Size (L x W x H)	8.5D x 17.7W x 21H inches
Unfolded Dimensions (L x W x H)	32.7"L x 17.7"W x 41.5"H
Harness Type	5 Point (Adjustable)
Basket Weight Capacity	11 Pounds
Canopy Material	Recycled PET bottles (UPF 50+)
Specification Met	REACH, ASTM, JPMA

## 9. WARRANTY & SUPPORT

The Joolz AER+ stroller comes with a 10-year transferable warranty, reflecting its durability and the brand's commitment to quality. For warranty claims, product support, or any inquiries, please contact Joolz USA customer service. Visit the official Joolz website or your retailer for contact details.

### Related Documents - 440100

 <p>The image shows the cover of the Joolz Aer+ Buggy instruction manual. It features the Joolz logo, the model name 'Aer+', and a line drawing of the stroller. Social media icons for Facebook, Twitter, and Instagram are visible in the top right corner.</p>	<p><a href="#">Joolz Aer+ Buggy Instruction Manual</a></p> <p>Comprehensive instruction manual for the Joolz Aer+ buggy, covering setup, features, maintenance, and warranty. Learn how to use your Joolz Aer+ for a comfortable and safe experience.</p>
 <p>The image shows the cover of the Joolz Aer2 Buggy instruction manual. It features the Joolz logo, the model name 'Aer2', and a line drawing of the stroller. Social media icons for Facebook, Twitter, and Instagram are visible in the top right corner.</p>	<p><a href="#">Joolz Aer2 Buggy: Lightweight Stroller Instruction Manual   Joolz</a></p> <p>Discover the Joolz Aer2 Buggy with this comprehensive instruction manual. Learn about its lightweight design, easy folding, suitability for newborns to toddlers, airplane compatibility, sustainability efforts, and warranty information. Designed in The Netherlands.</p>

