

## PRITOM K7

# PRITOM K7PRO 7-inch Kids Tablet User Manual

Model: K7PRO

## 1. PRODUCT OVERVIEW

The PRITOM K7PRO is a 7-inch tablet designed for children, featuring a durable silicone case, pre-installed iWawa Kids software, and parental control functionalities. It operates on the Android 11 system, offering a platform for educational and entertainment applications.



Image 1.1: The PRITOM K7PRO Kids Tablet in its protective pink silicone case.

### Key Features:

- **7-inch IPS HD Display:** Provides clear visuals for various activities.
- **Android 11 Operating System:** Offers a stable and familiar user experience.
- **Quad-Core Processor:** Ensures smooth performance for applications.
- **32GB Internal Storage:** Expandable up to 512GB via Micro SD card for additional content.
- **2GB RAM:** Supports multitasking and application performance.
- **Wi-Fi & Bluetooth Connectivity:** For internet access and peripheral connections.
- **Dual Cameras:** For photos and video calls.
- **Durable Silicone Case:** Protects the tablet from minor impacts and scratches, includes a stand.
- **iWawa Kids Software:** Pre-installed with educational apps and games, featuring parental controls.

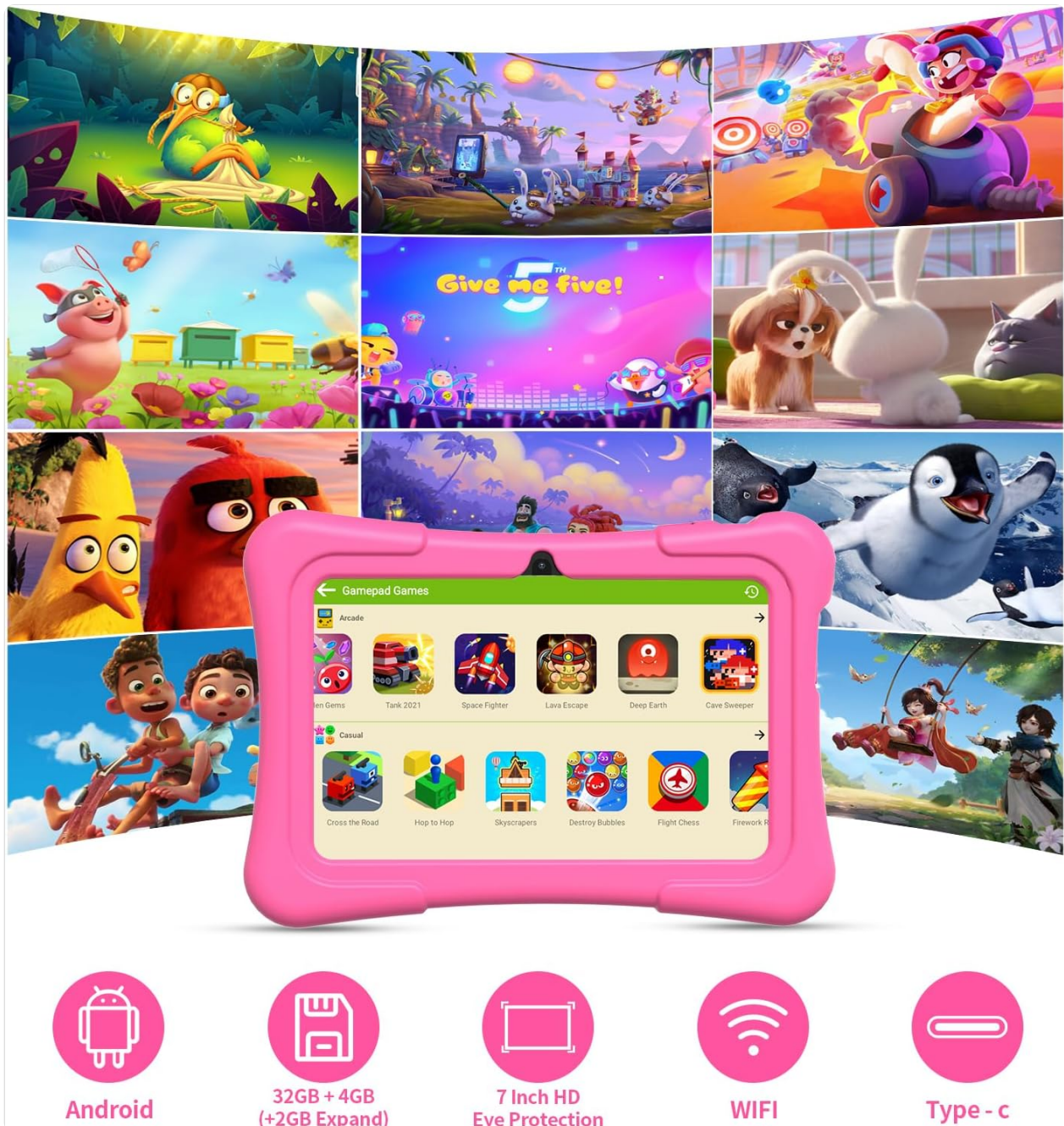


Image 1.2: Overview of the tablet's core features.

## 2. SETUP GUIDE

### 2.1 Initial Charging

Before first use, fully charge the tablet using the provided USB-C cable and power adapter. The charging indicator will typically show progress and turn off or change color when fully charged.

### 2.2 Power On/Off

- **To Power On:** Press and hold the Power button until the screen lights up.
- **To Power Off:** Press and hold the Power button, then select "Power off" from the options on the screen.

### 2.3 First-Time Setup

1. **Language Selection:** Choose your preferred language.
2. **Wi-Fi Connection:** Connect to a stable Wi-Fi network. This is essential for downloading apps and

system updates.

3. **Google Account:** Sign in with an existing Google account or create a new one. This is required to access the Google Play Store and other Google services.
4. **Date & Time:** Set the correct date and time, or allow the network to provide it automatically.
5. **iWawa Kids Software Setup:** The tablet comes with iWawa pre-installed. Follow the on-screen prompts to set up the kids' profiles and parental controls within the iWawa application. Note that an initial default login may be required for parental settings.

## 2.4 Expanding Storage

To expand storage, insert a Micro SD card (up to 512GB) into the designated slot. The tablet will prompt you to format the card for use. Ensure the tablet is powered off before inserting or removing the Micro SD card.

## 3. OPERATING INSTRUCTIONS

---

### 3.1 Basic Navigation

- **Home Screen:** Swipe left or right to navigate between app pages.
- **Notifications:** Swipe down from the top of the screen to view notifications and quick settings.
- **Recent Apps:** Tap the square icon (or swipe up and hold from the bottom) to view and switch between recently used applications.
- **Back:** Tap the triangle icon (or swipe from the left/right edge) to go back to the previous screen.

### 3.2 Using iWawa Kids Software

The iWawa Kids software provides a child-friendly interface with pre-installed educational and entertainment content. It is designed to be a safe environment for children.



# Free iWawa Software For Kids on the Fun Go



Image 3.1: Children interacting with the iWawa Kids software.

## Parental Control Features:

Access the Parental Control Mode to manage your child's tablet usage. This mode allows you to:

- **App & Network Filters:** Control which applications and websites your child can access.
- **Content Management:** Recommend and classify appropriate content.
- **Behavioral Restrictions:** Set child locks, game time limits, and analyze usage data.
- **Theme & User Settings:** Customize the child's profile and interface.

# Advanced Parental Control Mode



Image 3.2: The Parental Control interface on the PRITOM K7PRO tablet.

## 3.3 Downloading Applications

In addition to the pre-installed iWawa apps, you can download more applications from the Google Play Store. Ensure the tablet is connected to Wi-Fi and you are logged into your Google account.

1. Open the **Google Play Store** app.
2. Search for desired apps or browse categories.
3. Select an app and tap **Install**.

## 3.4 Camera Usage

The tablet is equipped with front and rear cameras. Open the Camera app to take photos or record videos. Basic functions include switching between front and rear cameras, flash control, and video recording mode.

## 4. MAINTENANCE AND CARE

### 4.1 Cleaning the Tablet

- Use a soft, lint-free cloth to clean the screen and body of the tablet.



- For stubborn smudges, slightly dampen the cloth with water or a screen cleaner. Avoid harsh chemicals.
- Ensure the tablet is powered off and unplugged before cleaning.

## 4.2 Battery Care

- To prolong battery life, avoid fully discharging the battery frequently.
- Charge the tablet using only the provided charger or a compatible, certified charger.
- Avoid exposing the tablet to extreme temperatures, as this can degrade battery performance.
- The average battery life is approximately 3.5 hours, depending on usage.

## 4.3 Protective Case

The durable silicone case is designed to protect the tablet from scratches, dirt, and minor bumps. It features a portable handle design and a durable stand for hands-free viewing.



Image 4.1: Features of the protective silicone case.

While the case offers protection, it is important to handle the tablet with care to prevent damage from significant drops or impacts, especially to the screen.

## 5. TROUBLESHOOTING

---

This section addresses common issues you might encounter with your PRITOM K7PRO tablet.

### 5.1 Tablet Does Not Power On

- Ensure the battery is charged. Connect the tablet to its charger and wait a few minutes before attempting to power it on again.
- If the tablet still does not respond, try holding the power button for 10-15 seconds to force a restart.

### 5.2 Wi-Fi Connectivity Issues

- Check if Wi-Fi is enabled in the tablet's settings.
- Ensure the Wi-Fi router is working correctly and other devices can connect.
- Try forgetting the network and reconnecting, entering the password again.
- Restart both the tablet and the Wi-Fi router.
- If issues persist, verify that the tablet's software is up to date (though some users report difficulty updating the Android OS on this model).

### 5.3 Applications Freeze or Do Not Work Properly

- Close and reopen the application.
- Clear the app's cache and data in the tablet's settings (Settings > Apps > [App Name] > Storage > Clear Cache/Clear Data).
- Ensure the app is updated to its latest version from the Google Play Store.
- Some applications may require a newer Android version than Android 11, which could lead to compatibility issues.

### 5.4 Parental Control Login Issues

- If you forget your parental control password for the iWawa app, you may need to contact PRITOM customer support for assistance.
- In some cases, a factory reset of the tablet might be necessary, which will erase all data.

### 5.5 Screen Unresponsive

- Restart the tablet.
- Ensure the screen is clean and free of debris or moisture.
- If the issue persists, contact customer support.

## 6. SPECIFICATIONS

---

Feature	Specification
Brand	PRITOM
Model Name	K7PRO
Item Model Number	K7
Operating System	Android 11







Feature	Specification
Screen Size	7 Inches
Display Resolution	1024x600 IPS HD
Processor	Quad-Core
RAM	2 GB
Internal Storage	32 GB
Expandable Storage	Micro SD card up to 512 GB
Connectivity	Wi-Fi, Bluetooth
Cameras	Front and Rear
Battery Type	Lithium-Ion
Average Battery Life	3.5 Hours
Product Dimensions (LxWxH)	8.3 x 6 x 0.8 inches
Item Weight	1.72 pounds
Color	Pink

## 7. SUPPORT INFORMATION

For any questions, issues, or technical support regarding your PRITOM K7PRO Kids Tablet, please contact the PRITOM customer service team. They are committed to providing attentive service and solutions.

### Contacting Support:

Please refer to the contact information provided with your product packaging or visit the official PRITOM website for the most up-to-date support channels, including email contact.

	<p><a href="#">PRITOM IRA T1029 User Guide</a></p> <p>User guide for the PRITOM IRA T1029 tablet, covering function overview, getting started, home screen, settings, network connection, app management, multimedia, troubleshooting, and specifications.</p>
	<p><a href="#">SURFANS K7 Kids Tablet User Guide</a></p> <p>Comprehensive user guide for the SURFANS K7 Kids Tablet, covering setup, features, settings, app management, connectivity, and troubleshooting. Learn how to use your tablet effectively.</p>
	<p><a href="#">Darmoshark K7 Pro Gaming Keyboard Quick Start Guide</a></p> <p>A quick start guide for the Darmoshark K7 Pro gaming keyboard, covering custom lighting, wired and wireless modes, system switching, multimedia controls, and troubleshooting.</p>
	<p><a href="#">Benton M10 Tablet PC User Guide, Specifications, and FCC Compliance</a></p> <p>Comprehensive user guide for the Benton M10 Tablet PC, covering setup, features, network connection, app management, troubleshooting, and FCC compliance information.</p>
	<p><a href="#">Speedefy K7 AC2100 Dual Band Gigabit WiFi Router Quick Start Guide</a></p> <p>This guide provides instructions for setting up and configuring the Speedefy K7 AC2100 Dual Band Gigabit WiFi Router, including wireless and wired connections, app setup, AP mode, and troubleshooting.</p>