

Linklike Halo

Linklike Halo Wireless Earbuds Instruction Manual

Model: Halo

Brand: Linklike

1. INTRODUCTION

Welcome to the Linklike Halo Wireless Earbuds instruction manual. These earbuds are designed to provide a superior audio experience with advanced features such as Hybrid Active Noise Cancellation, HiFi Stereo Sound, and crystal-clear calls. This manual will guide you through the setup, operation, and maintenance of your new earbuds to ensure optimal performance.





Figure 1: Linklike Halo Wireless Earbuds and Charging Case.

Key Features:

- **-45dB Hybrid ANC Noise Cancellation:** Switch between Normal, Noise Cancelling, and Transparency modes.
- **HiFi Stereo Sound:** Powered by HiFi 5 digital signal processing and 11mm LCP graphene dynamic drivers for deep bass and clear audio.
- **Extended Playtime:** Up to 9.6 hours on a single charge, and up to 48.6 hours with the charging case.
- **Comfortable Fit & IPX5 Waterproof:** Ergonomic design with four eartip sizes (XS, S, M, L) and sweat/rain resistance.
- **AI-Enhanced Calls:** 6 Environmental Noise Cancellation (ENC) microphones ensure crystal-clear conversations.
- **Ultra-Precise Touch Control:** Intuitive touch controls for music, calls, and modes.
- **Bluetooth 5.3:** Stable and efficient wireless connectivity.

Video 1: Official product overview highlighting key features like ANC, sound quality, and call clarity.

2. WHAT'S INCLUDED

Your Linklike Halo Wireless Earbuds package includes the following items:

- 1 x Wireless Earbuds (Linklike Halo)
- 1 x Charging Case
- 1 x Type-C Charging Cable
- 4 x Pairs of Eartips (XS, S, M, L)
- 1 x User Manual



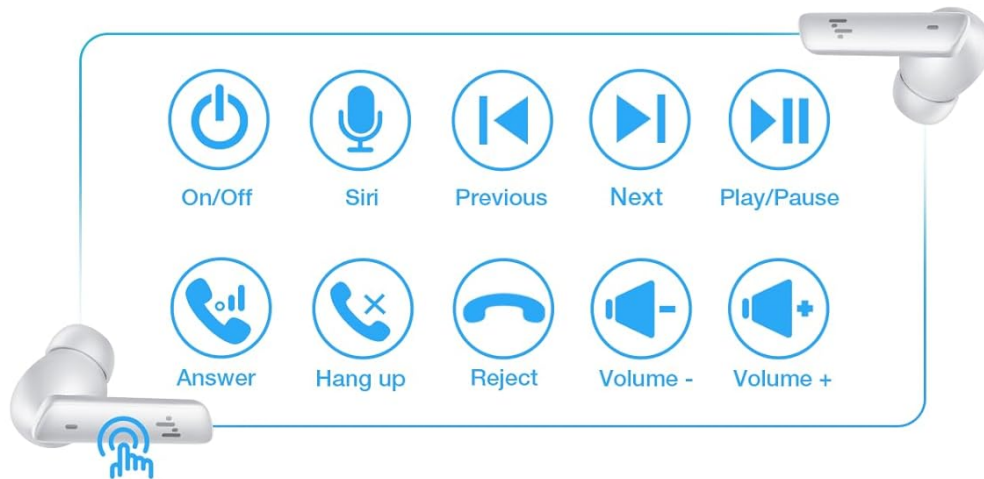
Figure 2: Package Contents of Linklike Halo Earbuds.

3. SETUP

3.1 Initial Pairing

1. Open the charging case and take out both earbuds. The earbuds' white indicator lights will flash slowly, indicating they are powered on and in pairing mode.
2. On your smartphone or Bluetooth-enabled device, turn on Bluetooth.
3. Search for available devices and select "Linklike Halo" from the list to pair.
4. Once connected, the earbuds will indicate successful pairing.

Ultra-Precise Touch Control



One Step Pairing

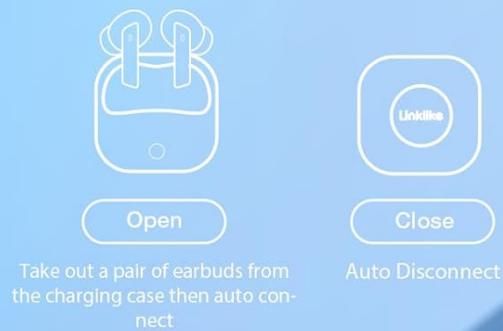


Figure 3: One-Step Pairing Process.

Video 2: Demonstrates how to connect the earbuds to a device, control music playback, manage calls, activate voice assistant, and perform a factory reset.

4. OPERATING CONTROLS

The Linklike Halo earbuds feature intuitive touch controls on both the left (L) and right (R) earbuds.

4.1 Music Control

- **Play/Pause:** Click once on either L or R earbud.
- **Next Song:** Click twice on the R earbud.
- **Previous Song:** Click twice on the L earbud.
- **Volume Up:** Press and hold the R earbud.

- **Volume Down:** Press and hold the L earbud.

4.2 Active Noise Cancellation (ANC) Modes

Switch between three modes by clicking three times on either L or R earbud:

- **Noise Cancelling Mode:** Reduces ambient noise for an immersive listening experience.
- **Transparency Mode:** Allows you to hear your surroundings without removing the earbuds.
- **Normal Mode:** Standard audio playback without noise cancellation or transparency.

Hybrid Active Noise Cancellation

-45 db Depth Noise Reduction



Figure 4: Hybrid Active Noise Cancellation in action.

4.3 Call Management

- **Answer Call:** Click twice on either L or R earbud.
- **Hang Up/Refuse Call:** Press and hold either L or R earbud.

4.4 Voice Assistant

- **Activate Voice Assistant (Siri/Google Assistant):** Click twice and hold for 2 seconds on either L or R earbud.

5. AUDIO FEATURES

Experience unparalleled sound quality with Linklike Halo earbuds. They utilize HiFi 5 digital signal processing technology and 11mm LCP graphene dynamic drivers to deliver powerful deep bass, clear mids, and crisp highs.



Figure 5: HiFi 5 Digital Signal Processing Technology and 11mm Dynamic Driver.

6. BATTERY AND CHARGING

The Linklike Halo earbuds offer extended battery life for prolonged listening.

- **Single Charge Playtime:** Up to 9.6 hours.
- **Total Playtime with Charging Case:** Up to 48.6 hours.

- **Fast Charging:** 10 minutes of charging provides 4 hours of playtime.
- **Full Charge Time (Earbuds & Case):** Approximately 1.5 hours.



48.6 hrs
With Charging Case



1.5 hrs
Charging Time



10 MINS = **4 HRS**
Fast Charge Playtime



9.6 hrs
Single Charge

Figure 6: Battery Life and Charging Information.

7. COMFORT AND FIT

Designed for extended wear, the Linklike Halo earbuds feature an ergonomic and lightweight design. Choose from the four included eartip sizes (XS, S, M, L) to find your perfect, secure fit.

Comfort Fit & Waterproof



Figure 7: Comfortable Fit and Eartip Sizes.

8. WATER RESISTANCE

The Linklike Halo earbuds are rated IPX5 waterproof, making them resistant to sweat and rain. This makes them ideal for workouts, outdoor activities, and daily use without worry.

**IPX5
Waterproof**



Figure 8: IPX5 Waterproof Rating.

9. CALL QUALITY

Equipped with 6 built-in Environmental Noise Cancellation (ENC) microphones, the Halo earbuds accurately capture your voice while effectively blocking out background noise. This ensures crystal-clear conversations even in noisy environments.

AI-Enhanced Calls with 6 ENC Mics




Figure 9: AI-Enhanced Calls with 6 ENC Mics.

10. TROUBLESHOOTING

10.1 Common Issues

- **Earbuds not pairing:** Ensure both earbuds are out of the case and Bluetooth is enabled on your device. Try resetting the earbuds.
- **Only one earbud working:** Place both earbuds back into the charging case, close the lid, wait a few seconds, then take them out again. If the issue persists, perform a factory reset.
- **Poor sound quality:** Ensure earbuds are fully charged and eartips provide a secure seal. Try different eartip sizes.

10.2 Factory Reset

If you experience persistent issues, a factory reset can often resolve them:

1. Place both earbuds into the charging case.
2. Press and hold the button on the charging case for 3 seconds.
3. The red and white indicator lights on the earbuds will flash alternately for 2 seconds, confirming a successful reset.

11. SPECIFICATIONS







Feature	Specification
Model Name	Halo
Noise Control	Active Noise Cancellation, Hybrid Noise Cancellation, Adaptive Noise Cancellation
Connectivity Technology	Wireless
Wireless Communication Technology	Bluetooth
Bluetooth Version	5.3
Audio Driver Size	11 Millimeters
Audio Driver Type	Dynamic Driver
Battery Life (Single Charge)	9.6 Hours
Total Playtime (with Case)	48.6 Hours
Charging Time	1.5 Hours
Control Type	Touch Control
Water Resistance Level	IPX5 Waterproof
Number of Microphones	6 (ENC Mics)
Earpiece Shape	Bud
Item Weight	9.1 ounces
Color	White

12. WARRANTY AND SUPPORT

Linklike offers a **1-Year Quality Guarantee** for your product. For any inquiries, suggestions, or support needs, please refer to the contact information provided in your product packaging or visit the official Linklike Amazon store.

We value your feedback and are committed to providing excellent customer service.

Related Documents - Halo

	Linklike RingStar Air Linklike RingStar Air
	Linklike Free12 Wireless Earphones: User Manual & Guide Official user manual for Linklike Free12 wireless Bluetooth earphones (Model LNOW1). Learn about connection, controls, battery status, troubleshooting, and safety guidelines. Includes FCC compliance information.
	Linklike RingStar Air User Manual User manual for the Linklike RingStar Air earbuds, covering pairing, battery status, volume sync, dual device connection, wearing instructions, operation controls, indicator lights, important notes, and battery warnings.
	Linklike Elite 12 True Wireless Earbuds User Manual Comprehensive user manual for the Linklike Elite 12 True Wireless Earbuds, covering setup, charging, pairing, controls, specifications, and troubleshooting.
	Linklike LinkPods True Wireless Earbuds User Manual Comprehensive user manual for Linklike LinkPods true wireless earbuds, detailing specifications, setup instructions, troubleshooting tips, and FCC compliance information.
	Linklike Classic 2 Lite Wired Earphones User Manual Comprehensive user manual for the Linklike Classic 2 Lite wired earphones, covering product overview, wearing instructions, getting started, button controls, specifications, safety warnings, and warranty information. Includes details on features, usage, and care.