

Accsoon Accsoon SeeMo 4K Black

Accsoon SeeMo 4K Phone Monitor User Manual

Comprehensive guide for setting up and operating your Accsoon SeeMo 4K with iPhone/iPad devices.

1. INTRODUCTION TO ACCSOON SEEMO 4K

The Accsoon SeeMo 4K is an advanced HDMI to iOS video capture adapter designed to transform your iPhone or iPad into a professional-grade monitor for cameras. It supports 4K video input, offers power delivery to your iOS device, and includes an integrated SD card reader for enhanced workflow. This manual provides detailed instructions to help you maximize the potential of your SeeMo 4K.

2. KEY FEATURES

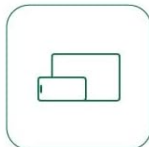
- **For Apple Standard Display:** Utilizes iPhone/iPad displays designed for Apple quality and performance standards, including Multi-Touch, high brightness, great color accuracy, high contrast ratio, and resolution.
- **Power for iPhone/iPad:** The SeeMo 4K can supply power to your connected iPhone or iPad, extending operational times during shoots.
- **Integrated SD Card Reader:** Compatible with USB-C iPhone and iPad, offering data transfer rates up to 480Mbps. Note: Videos cannot be recorded directly to the SD card from the SeeMo 4K.
- **Easy Live Streaming:** Simplifies your live streaming setup, providing a smoother multimedia experience.
- **Monitoring Anywhere:** With its sleek and lightweight design, the SeeMo 4K allows for easy monitoring from any location, offering flexibility without boundaries.

Accsoon SeeMo 4K

Made for
iPhone | iPad



4K30



HDMI Video to
iPhone/iPad



Power Your
iPhone/iPad



Quick Streaming



Instant Sharing



H.264 Encoding



SDK Integration
Ecosystem



SD Card Reader



Figure 2.1: Overview of Accsoon SeeMo 4K key features.

3. PACKAGE CONTENTS

Upon unboxing your Accsoon SeeMo 4K, please ensure all the following items are present:

- Accsoon SeeMo 4K Unit
- Accsoon Cold Shoe Adapter
- USB-C to Lightning Cable
- USB-C to USB-C Cable

Specifications

Projects	SeeMo 4K
Video Input Format	2160p 30/29.97/25/24/23.98 fps 1080p 60/59.94/50/30/29.97/25/24/23.98 fps 720p 60/59.94/50 fps
Video Output Format	2160p 30/25/24 fps 1080p 60/50/30/25/24 fps 720p 60/50 fps
Video Output Port	USB-C 5V/3A Out
Battery Compatibility	NP-F550/F750/F970 Battery
Charging Port	USB-C 5V IN
Power Consumption	3W (without powering iOS devices)
Operating Environment Temperature	-10°C~40°C
Dimensions	92mm x 54mm x 46.3mm
Weight	115.7g

Figure 3.1: Accsoon SeeMo 4K package contents.

4. SETUP GUIDE

Follow these steps to set up your Accsoon SeeMo 4K for optimal use:

4.1. Device Overview

Familiarize yourself with the different parts and ports of the SeeMo 4K.

In the Box



- 1 Accsoon SeeMo 4K *1
- 2 Accsoon Cold Shoe Adapter *1
- 3 USB-C to Lightning Cable *1
- 4 USB-C to USB-C Cable *1

4.2. Initial Power-On and Phone Insertion

1. **Insert Battery:** Ensure a compatible NP-F battery (not included) is inserted into the battery bay on the back of the SeeMo 4K. Press the power button to turn on the device. The power indicators will light up.
2. **Open Phone Clamp:** Gently pull up the top clamp of the SeeMo 4K to open it.
3. **Insert iPhone/iPad:** Carefully place your iPhone or iPad into the clamp, ensuring it is securely held.
4. **Connect Cable to iPhone/iPad:** Plug the appropriate included USB-C to Lightning (for older iPhones) or USB-C to USB-C (for newer iPhones/iPads) cable into your iOS device.
5. **Connect Cable to SeeMo 4K:** Connect the other end of the cable into the "USB-C Video Output" port on the side of the SeeMo 4K.

4.3. Mounting to Camera

1. **Attach Cold Shoe Mount:** Screw the included cold shoe mount into the 1/4" mounting hole at the bottom of the SeeMo 4K.
2. **Mount to Camera:** Attach the SeeMo 4K assembly onto your camera's hot shoe or cold shoe mount. Secure it firmly.
3. **Connect HDMI:** Insert an HDMI cable (not included) from your camera's HDMI output port into the "HDMI IN" port on the side of the SeeMo 4K.

4.4. App Configuration

1. **Download Accsoon SEE App:** If you haven't already, download the "Accsoon SEE" app from the Apple App Store.
2. **Launch App:** Open the Accsoon SEE app on your iPhone/iPad.
3. **Select SeeMo 4K:** Swipe to the "SeeMo 4K" page within the app.
4. **Start Monitoring:** Tap the 'Monitor' icon to begin viewing your camera's feed on your iOS device.

4.5. Setup Demonstration Video

Video 4.5.1: Quickstart guide for Accsoon SeeMo 4K, demonstrating physical setup and initial app connection.

5. OPERATING YOUR SEEMO 4K

Once set up, the Accsoon SeeMo 4K allows you to leverage your iPhone/iPad for various monitoring and production tasks:

5.1. Real-time Monitoring

The primary function of the SeeMo 4K is to provide a high-quality, real-time display of your camera's output on your iOS device. The Accsoon SEE app offers a suite of professional monitoring tools:

- **Monitoring Tools:** Access features like Grayscale, Histogram, LUTs (Look-Up Tables), Mirror, Zebra stripes, False Color, Color Range, Audio Level meters, Markers, Focus Peaking, Vector scope, Screenshot, Overlay, Waveform, Grids, and Desqueeze.
- **High-Quality Display:** Benefit from the superior display quality of your iPhone/iPad for accurate color and detail assessment.



Figure 5.1: Accsoon SEE app's professional monitoring features.

5.2. Recording and Sharing

The SeeMo 4K allows you to record the camera feed directly to your iPhone/iPad, encoded in H.264 for efficient storage and quick sharing.

- **Direct Recording:** Capture video directly to your iOS device's storage. Ensure sufficient free space.
- **Instant Sharing:** Easily share your recorded footage to social media platforms or cloud services directly from your iPhone/iPad.

5.3. Live Streaming

Utilize the SeeMo 4K for seamless live streaming:

- **RTMP/SRT Streaming:** Supports common streaming protocols for broad compatibility with various platforms.
- **Horizontal & Vertical Streaming:** Adapt your stream orientation to suit your content and platform requirements.
- **Apply LUT in Real-time:** Enhance your live feed with real-time LUT application for consistent color grading.

Easy Live Streaming

Simplify your live stream with SeeMo 4K, where convenience meets innovation for a smoother multimedia experience.



RTMP/SRT Streaming



Horizontal & Vertical



Apply LUT in Real-time



Figure 5.3: Live streaming capabilities of the Accsoon SeeMo 4K.

6. MAINTENANCE AND CARE

To ensure the longevity and optimal performance of your Accsoon SeeMo 4K, follow these maintenance guidelines:

- **Cleaning:** Use a soft, dry cloth to clean the exterior of the device. Avoid using harsh chemicals or abrasive materials.
- **Storage:** Store the SeeMo 4K in a cool, dry place away from direct sunlight and extreme temperatures. When not in use for extended periods, remove the battery.
- **Handle with Care:** Avoid dropping the device or subjecting it to strong impacts, which can damage internal components.
- **Cable Management:** Ensure cables are not excessively bent or strained, as this can lead to damage over time.

7. TROUBLESHOOTING

If you encounter issues with your Accsoon SeeMo 4K, refer to the following common problems and solutions:

Problem	Possible Cause	Solution
No video signal on iPhone/iPad	Incorrect cable connection. Camera not outputting HDMI. SeeMo 4K not powered on. App not configured correctly.	Check all USB-C and HDMI connections. Ensure camera HDMI output is enabled and set to a compatible resolution. Press the power button on SeeMo 4K. Verify "SeeMo 4K" is selected in the Accsoon SEE app and 'Monitor' icon is tapped.
iPhone/iPad battery drains quickly	SeeMo 4K is powering the iOS device. High power consumption by iOS device display.	This is normal operation. Ensure the SeeMo 4K has a fully charged NP-F battery. Consider using an external power bank for the SeeMo 4K's USB-C input if extended operation is needed without draining the NP-F battery.
SD card not recognized	SD card inserted incorrectly. Incompatible SD card format.	Re-insert the SD card firmly into the slot. Ensure the SD card is formatted correctly (e.g., FAT32 or exFAT).

8. TECHNICAL SPECIFICATIONS

Feature	Detail
Video Input Format	2160p 30/29.97/25/24/23.98 fps, 1080p 60/59.94/50/30/29.97/25/24/23.98 fps, 720p 60/59.94/50 fps
Video Output Format	2160p 30/25/24 fps, 1080p 60/50/30/25/24 fps, 720p 60/50 fps
Video Output Port	USB-C 5V/3A Out
Battery Compatibility	NP-F550/F750/F970 Battery
Charging Port	USB-C 5V IN
Power Consumption	3W (without powering iOS devices)
Operating Environment Temperature	-10°C ~ 40°C
Dimensions	92mm × 54mm × 46.3mm
Weight	115.7g
ASIN	B0CYP3MPWG
Item Model Number	Accsoon SeeMo 4K Black
Manufacturer	LookingSky





Feature	Detail
Country of Origin	China



9. WARRANTY AND SUPPORT

Accsoon products are designed for reliability and performance. For warranty information and technical support, please refer to the official Accsoon website or contact their customer service directly. Keep your purchase receipt as proof of purchase for warranty claims.

For further assistance, visit the [Accsoon Store on Amazon](#).

Related Documents - Accsoon SeeMo 4K Black

	<p>Accsoon SeeMo HDMI to iOS Video Capture Adapter User Manual</p> <p>User manual for the Accsoon SeeMo, a portable HDMI to USB video transmitter that converts HDMI video sources to iPhones and iPads for professional monitoring, recording, and live streaming. Includes setup instructions, specifications, warranty, and safety information.</p>
	<p>Accsoon SeeMo: HDMI to iOS Video Capture Adapter User Manual</p> <p>Comprehensive user manual for the Accsoon SeeMo, a portable HDMI to iOS video capture adapter. Learn how to connect cameras, iPhones, and iPads for professional monitoring, recording, and live streaming with H.264 compression.</p>
	<p>Accsoon SeeMo 4K: Portable HDMI to USB Video Transmitter for iOS Devices - User Manual</p> <p>Comprehensive user manual for the Accsoon SeeMo 4K, a portable HDMI to USB video transmitter for iOS devices. Learn about its features, setup, operation, specifications, troubleshooting, and safety information.</p>
	<p>Accsoon SeeMo 4K User Manual: Portable HDMI to USB Video Transmitter for iOS Devices</p> <p>Comprehensive user manual for the Accsoon SeeMo 4K, a portable HDMI to USB video transmitter. Learn how to connect cameras to iPhones/iPads for monitoring, recording, and live streaming with detailed instructions, specifications, and troubleshooting.</p>

	<p>Accsoon CineEye 2S Pro User Manual: Features, Operation, and Specifications</p> <p>Explore the Accsoon CineEye 2S Pro, a professional wireless video transmission system. This user manual covers product features, installation, operation, specifications, warranty, and troubleshooting for the CineEye 2S Pro transmitter and receiver.</p>
	<p>Accsoon CineEye 2S Wireless Video Transmitter User Manual</p> <p>User manual for the Accsoon CineEye 2S, a wireless video transmitter system featuring 5GHz WiFi, low latency, SDI/HDMI inputs, and support for professional monitoring apps. Includes product features, specifications, operating instructions, warranty, and troubleshooting.</p>