

HOCO TWS EW34

HOCO EW34 True Wireless Earphones User Manual

Model: TWS EW34 | Brand: HOCO

INTRODUCTION

Thank you for choosing the HOCO EW34 True Wireless Earphones. This manual provides essential information on how to set up, operate, maintain, and troubleshoot your earphones to ensure optimal performance and longevity. Please read this manual carefully before using the product.

PACKAGE CONTENTS

Before you begin, please ensure all items are present in the package:

- HOCO EW34 True Wireless Earphones (Left and Right)
- Charging Case
- Charging Cable
- User Manual (this document)

SETUP

1. Initial Charging

Before first use, fully charge the charging case and earphones. Place both earphones into the charging case. Connect the charging cable to the charging port on the case and to a USB power source.



Image: HOCO EW34 earphones placed inside their open charging case, showing the charging indicators.

The indicator light on the charging case will show the charging status. Ensure the case is fully charged before using the earphones for the first time.



Image: The HOCO EW34 charging case, closed, displaying the USB charging port on the side.

2. Bluetooth Pairing

1. Ensure the earphones are charged and inside the charging case.
2. Open the charging case. The earphones will automatically enter pairing mode, indicated by a flashing light (if applicable).
3. On your device (smartphone, tablet, etc.), enable Bluetooth.
4. Search for "HOCO EW34" in the list of available Bluetooth devices.
5. Select "HOCO EW34" to connect. Once connected, a voice prompt will confirm the successful pairing.
6. The earphones will automatically reconnect to the last paired device when taken out of the case, if Bluetooth is enabled on the device.

OPERATING INSTRUCTIONS

Wearing the Earphones

Gently insert the earphones into your ears, ensuring a comfortable and secure fit. Adjust them slightly until the sound quality is optimal and they feel stable.



Image: The HOCO EW34 earphones and their charging case resting on a wooden surface next to a book, illustrating their compact size.

Basic Controls (Touch Sensitive)

The HOCO EW34 earphones feature touch-sensitive controls. Specific functions may vary slightly based on your device and application.

- **Play/Pause:** Single tap on either earphone.
- **Next Track:** Double tap on the right earphone.
- **Previous Track:** Double tap on the left earphone.
- **Answer/End Call:** Single tap on either earphone during an incoming call.
- **Reject Call:** Press and hold either earphone for 2 seconds during an incoming call.
- **Activate Voice Assistant:** Triple tap on either earphone.

MAINTENANCE

Proper maintenance ensures the longevity and performance of your HOCO EW34 earphones.

- **Cleaning:** Use a soft, dry, lint-free cloth to clean the earphones and charging case. Do not use harsh chemicals or abrasive materials.
- **Storage:** When not in use, store the earphones in their charging case to protect them from dust and damage.
- **Battery Care:** Avoid fully discharging the battery frequently. Charge the earphones and case regularly, even if not in constant use, to maintain battery health.
- **Avoid Water:** The earphones are not waterproof. Avoid exposure to water, sweat, or high humidity.

TROUBLESHOOTING

If you encounter issues with your HOCO EW34 earphones, try the following solutions:

Problem	Possible Solution
Earphones not pairing with device.	Ensure Bluetooth is enabled on your device. Make sure earphones are charged. Forget "HOCO EW34" from your device's Bluetooth list and try pairing again. Place earphones back in the case, close, wait a few seconds, then open again to reset pairing mode.
No sound from one or both earphones.	Check volume levels on both your device and the earphones. Ensure earphones are properly connected to your device. Re-pair the earphones. Clean any debris from the earphone speakers.
Charging case not charging.	Ensure the charging cable is securely connected to both the case and the power source. Try a different charging cable or power adapter. Check the charging port for any debris.
Poor sound quality.	Ensure the earphones are properly seated in your ears. Move closer to your connected device to avoid interference. Clean the earphone speakers.

SPECIFICATIONS

Here are the technical specifications for the HOCO EW34 True Wireless Earphones:

- **Bluetooth Version:** 5.3
- **Chip:** JL AC6983
- **Charging Case Battery Capacity:** 250 mAh
- **Earphone Battery Capacity:** 30 mAh (each)
- **Talk/Music Time:** 4 hours
- **Standby Time:** 150 hours
- **Dimensions (Case):** 57 × 46 × 23.5 mm
- **Total Weight:** 42 g
- **Model Name:** TWS EW34
- **Color:** Black







WARRANTY AND SUPPORT

For warranty information, please refer to the warranty card included with your purchase or visit the official HOCO website. Warranty terms and conditions may vary by region.

If you require further assistance or encounter issues not covered in this manual, please contact HOCO customer support through their official website or the retailer from whom you purchased the product. Please have your product model number (TWS EW34) and proof of purchase ready when contacting support.

© 2024 HOCO. All rights reserved.

Related Documents - TWS EW34

	<p>Hoco EQ10 Plus True Wireless ANC+ENC Earphones User Manual</p> <p>Comprehensive user manual for the Hoco EQ10 Plus true wireless ANC+ENC noise-cancelling Bluetooth earphones, covering operation, features, and warranty information.</p>
	<p>HOCO E36 Wireless Bluetooth Headset: User Manual and Features</p> <p>Comprehensive guide for the HOCO E36 wireless Bluetooth headset, covering product features, specifications, warnings, and step-by-step usage instructions. Includes Bluetooth V4.2, hands-free operation, and battery details.</p>
	<p>Hoco EW24 Wireless Earphones User Manual</p> <p>User manual for Hoco EW24 Wireless Earphones, providing setup, usage, and troubleshooting information.</p>
	<p>Hoco HE-068 TWS Wireless Headset User Manual</p> <p>User manual for the Hoco HE-068 TWS wireless headset, detailing product features, operation instructions, controls, and FCC compliance information.</p>
	<p>Hoco EQ1 Wireless BT Headset User Manual</p> <p>User manual for the Hoco EQ1 Wireless BT Headset, covering operation methods, product parameters, and wireless connection.</p>
	<p>Hoco ES45 TWS Wireless Headset Instruction Manual</p> <p>Instruction manual for the Hoco ES45 TWS wireless headset, detailing features, usage, controls, and warnings.</p>