

## Manuals+

[Q & A](#) | [Deep Search](#) | [Upload](#)

[manuals.plus](#) /

› [FLAMMA](#) /

› [FLAMMA FX50 Practice Guitar Pedal Multi-Effects Instruction Manual](#)

## FLAMMA FX50

# FLAMMA FX50 Practice Guitar Pedal Multi-Effects Instruction Manual

## INTRODUCTION

This manual provides detailed instructions for the FLAMMA FX50 Practice Guitar Pedal Multi-Effects unit. Please read this manual thoroughly to understand the features and proper operation of your device. Retain this manual for future reference.



Image: The FLAMMA FX50 Multi-Effects Pedal, showcasing its compact, guitar-shaped design with various knobs and an LED display.

## PRODUCT OVERVIEW

The FLAMMA FX50 is a mini portable multi-effects pedal designed for guitarists. It integrates a variety of effects, drum rhythms, and a tuner function, making it suitable for practice, recording, and small gigs. Its compact size and flexible power options enhance its portability.

### Key Features:

- **5 Effects Modules:** DELAY, REVERB, MODULATION, DRIVE, and CAB SIM functions.
- **15 Total Effects:** A comprehensive selection to meet various musical needs.
- **40 Drum Rhythms:** Built-in drum machine with a tempo range of 60-270 BPM.
- **32 Patches:** Includes 16 preset patches and 16 user-definable patches.
- **Tuner Function:** Accurate tuning from A to G.
- **Multiple Power Options:** Operates via DC 9V adapter (included) or 2 AAA batteries (not included).

# MINI & VERSATILE

**15** EFFECTS | **40** DRUM RHYTHMS | **32** PATCHES

CAB SIM | TUNER



Image: A hand holding the compact FLAMMA FX50 pedal, highlighting its mini and versatile nature with text indicating 15 effects, 40 drum rhythms, 32 patches, CAB SIM, and Tuner.

## SETUP

### Powering the Device:

The FX50 can be powered in two ways:

1. **DC 9V Adapter:** Connect the included DC 9V adapter to the DC IN jack. Ensure the adapter's polarity is positive on the barrel and negative in the center.
2. **AAA Batteries:** Open the battery compartment on the back of the pedal and insert two AAA batteries

(not included).



Image: The FLAMMA FX50 pedal showing both the DC power input and the battery compartment with batteries inserted, illustrating its dual power options.

### Connecting Your Equipment:

- **Guitar Input:** Connect your guitar to the 1/4" mono audio INPUT jack.
- **Amplifier Output:** Connect the 1/4" mono audio OUTPUT jack to your guitar amplifier.
- **Headphones:** For silent practice, connect 1/8" stereo headphones to the PHONES jack.
- **External Audio:** Connect an external music player to the 1/8" stereo AUX In jack to play along with backing tracks.



# What's in the Box



- ① 1 X Multi Effects Pedal
- ② 1 X Power Supply
- ③ 1 X Quick Guide

Image: A detailed diagram of the FLAMMA FX50 pedal, labeling the DC IN, PHONES, OUTPUT, AUX In, and INPUT jacks with their respective functions.

## CONTROLS AND FUNCTIONS

The FLAMMA FX50 features intuitive knob controls and buttons for easy navigation and effect adjustment.

# KNOB CONTROL

Just twist to what you want



DELAY/REVERB



MOD



DRIVE



TONE

Image: A hand adjusting a knob on the FLAMMA FX50 pedal, illustrating the ease of knob control for various settings.

## Main Controls:

- **Power Switch:** Located on the top right, turn On/Off the unit.
- **GAIN Knob:** Adjusts the input gain level.
- **DRIVE Knob:** Selects and adjusts drive effects (DS, OD, CL, FZ, MT).
- **TONE Knob:** Adjusts the overall tone.
- **MOD Knob:** Selects and adjusts modulation effects (FL, PH, CH, TR).
- **DLY/REV Knob:** Selects and adjusts delay and reverb effects (Echo, Room, Hall, Delay).
- **DRUM/VALUE Knob:** Rotates to select drum rhythms or adjust values. Press and hold for

approximately 2 seconds to access the tuner function.

- **Patch Buttons:** Used to navigate between patches.
- **Store Button:** Saves user-defined patches.

## OPERATING INSTRUCTIONS

### Effect Modules:

The FX50 features five main effect modules: DELAY, REVERB, MODULATION, DRIVE, and CAB SIM. Each module can be adjusted using its dedicated knob.

- **MODULATION (MOD):** Turn the MOD knob to select between Flanger (FL), Phaser (PH), Chorus (CH), Tremolo (TR), or turn Off. Adjust the effect intensity by rotating the knob further.
- **DELAY/REVERB (DLY/REV):** Turn the DLY/REV knob to select between Echo, Room, Hall, Delay, or turn Off. Adjust the effect intensity by rotating the knob further.
- **DRIVE:** Turn the DRIVE knob to select between Distortion (DS), Overdrive (OD), Clean (CL), Fuzz (FZ), Metal (MT), or turn Off. Adjust the drive level by rotating the knob further.
- **CAB SIM:** The CAB SIM function can be toggled On/Off. Refer to the quick guide for specific activation methods.

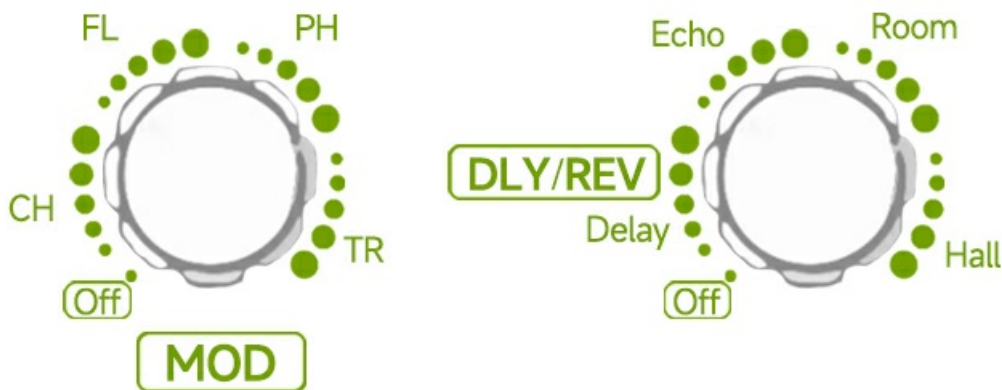


Image: A diagram illustrating the MOD knob settings, including Flanger, Phaser, Chorus, and Tremolo options.



Image: A diagram illustrating the DLY/REV knob settings, including Echo, Room, Hall, and Delay options.

## Drum Machine:

The FX50 includes 40 drum rhythms with adjustable tempo and volume.

1. **Enter Drum Status:** Press the DRUM/VALUE button to enter drum mode.
2. **Select Rhythm Type:** Rotate the DRUM/VALUE knob to select a rhythm type (01-40).
3. **Adjust Rhythm Volume:** Press the DRUM/VALUE button again, then rotate the DRUM/VALUE knob to change the rhythm volume (00-09).




Image: Instructions on how to select drum rhythm types and adjust their volume using the DRUM/VALUE knob.



Drum Rhythm List

NO.	Type	Time Signature	Default Tempo	NO.	Type	Time Signature	Default Tempo	NO.	Type	Time Signatu
01	8Beat1	4/4	120BPM	11	3/4Beat	4/3	120BPM	21	Break Beat	4/4
02	8Beat2	4/4	120BPM	12	6/8Beat	6/8	120BPM	22	Drum n'Bass	4/4
03	8Beat3	4/4	120BPM	13	Pop	4/4	120BPM	23	Blues	4/4
04	8Beat4	4/4	120BPM	14	Funk	4/4	108BPM	24	Jazz	4/4
05	8Beat5	4/4	120BPM	15	Hard Rock	4/4	135BPM	25	Swing	4/4
06	16Beat1	4/4	120BPM	16	Metal	4/4	120BPM	26	Fusion	4/4
07	16Beat2	4/4	120BPM	17	Punk	4/4	162BPM	27	Reggae	4/4
08	16Beat3	4/4	120BPM	18	Hip Hop	4/4	96BPM	28	Latin	4/4
09	16Beat4	4/4	120BPM	19	Trip Hop	4/4	84BPM	29	Country	4/4
10	16Beat5	4/4	120BPM	20	Dance	4/4	120BPM	30	Bossanova	4/4



Image: A table listing all 40 drum rhythms, their types, time signatures, and default tempos.

Tuner Function:

The built-in tuner allows for precise instrument tuning.

1. **Activate Tuner:** Press and hold the DRUM/VALUE control for approximately 2 seconds.
2. **Tune Your Instrument:** The display will show the current pitch and indicate if the tuning is flat, correct, or sharp. Adjust your instrument until the display shows a correct pitch.



Image: A visual representation of the FX50's tuner display, showing how it indicates the current pitch and whether it is flat, correct, or sharp.

## Patches:

The FX50 offers 32 patches, including 16 preset and 16 user-definable slots.

- **Select Patches:** Use the Patch buttons to cycle through the available patches.
- **Save User Patches:** After adjusting effects to your preference, press the Store button to save your settings to a user patch slot.

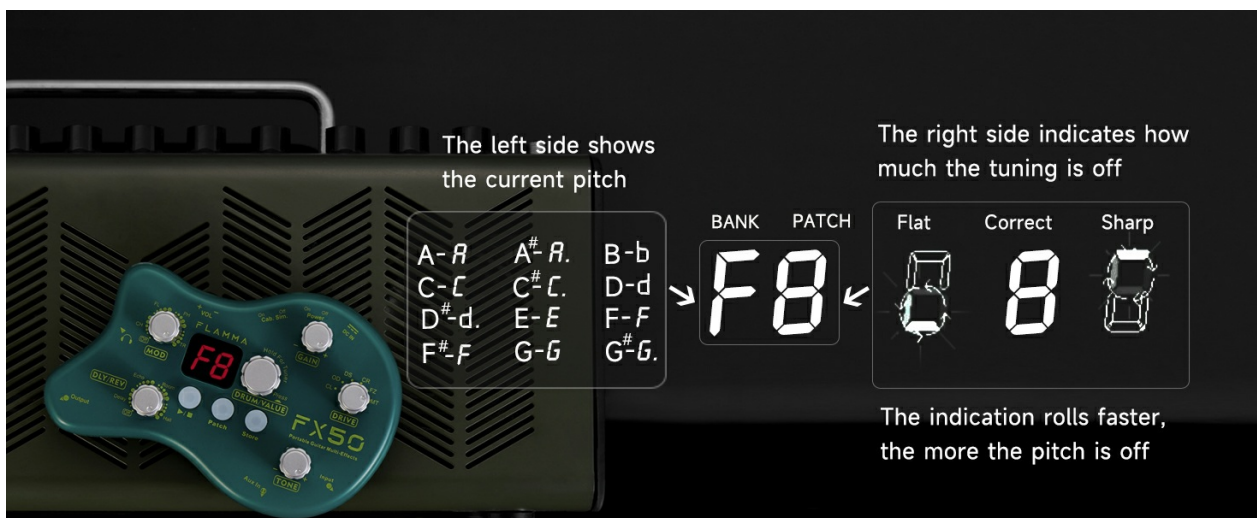


Image: The FLAMMA FX50 pedal with text indicating "32 Patches in Total," comprising 16 Preset Patches and 16 User Patches.

## WHAT'S IN THE BOX

Upon unboxing your FLAMMA FX50, you should find the following items:

- 1 x FLAMMA FX50 Multi-Effects Pedal
- 1 x DC 9V Power Supply
- 1 x Quick Guide



Image: Contents of the FLAMMA FX50 box, including the pedal, power supply, and quick guide.

## SPECIFICATIONS

Feature	Specification
Model	FX50
Effects Modules	DELAY, REVERB, MODULATION, DRIVE, CAB SIM
Total Effects	15
Drum Rhythms	40 (Tempo: 60-270 BPM)
Patches	32 (16 Preset, 16 User)
Tuner Range	A to G
Power Supply	DC 9V (300mA, positive center) or 2 x AAA Batteries
Dimensions (L x W x H)	5 x 1.8 x 3.3 inches (12.7 x 4.57 x 8.38 cm)
Weight	4.2 ounces (0.12 kg)
Input Jack	1/4" mono audio jack
Output Jack	1/4" mono audio jack
Phones Jack	1/8" stereo audio jack
AUX In Jack	1/8" stereo audio jack

## TROUBLESHOOTING

- **No Sound:**

- Ensure the power adapter is correctly connected or batteries are properly inserted and charged.
- Check all audio cables (guitar to input, output to amp/headphones) are securely connected.
- Verify that the volume controls on the FX50, your guitar, and your amplifier/headphones are turned up.
- Ensure no effects are set to 'Off' if you expect sound.

- **Distorted/Unwanted Sound:**

- Check the GAIN and DRIVE knob settings; excessive levels can cause distortion.
- Ensure your guitar's output level is not too high for the pedal's input.
- Test with different cables to rule out faulty connections.

- **Tuner Not Responding:**

- Ensure you are holding the DRUM/VALUE knob for the required 2 seconds to activate the tuner.
- Check your guitar's output signal.

For further assistance, please refer to the quick guide included with your product or visit the official FLAMMA support website.


## MAINTENANCE

- **Cleaning:** Use a soft, dry cloth to clean the pedal. Avoid using abrasive cleaners or solvents.
- **Storage:** Store the pedal in a cool, dry place away from direct sunlight and extreme temperatures.
- **Battery Replacement:** If using batteries, replace them when the power indicator dims or the pedal malfunctions. Remove batteries if the unit will not be used for an extended period to prevent leakage.

## WARRANTY AND SUPPORT

For information regarding warranty coverage, product registration, or technical support, please refer to the warranty card included with your purchase or visit the official FLAMMA website. Keep your proof of purchase for any warranty claims.


### Related Documents - FX50

	<p><a href="#">Flamma FB200 Intelligent Combined Effects Pedal Manual</a></p> <p>Comprehensive user manual for the Flamma FB200 Intelligent Combined Effects Pedal, covering important notes, safety instructions, performance overview, panel description, device connections, effect modules, operation modes, additional functions, tone descriptions, and technical specifications.</p>
--	---



	<p><a href="#">Flamma FX100 Guitar Multi-Effects Owner's Manual</a></p> <p>Comprehensive owner's manual for the Flamma FX100 Guitar Multi-Effects pedal, detailing features, controls, connections, software, effects lists, and specifications.</p>
	<p><a href="#">FLAMMA FX50 Portable Guitar Effects Owner's Manual</a></p> <p>Comprehensive owner's manual for the FLAMMA FX50 Portable Guitar Effects pedal, detailing its features, operation, specifications, and drum rhythm list.</p>
	<p><a href="#">FLAMMA FG200 Intelligent Combined Effects Pedal Owner's Manual</a></p> <p>This owner's manual provides comprehensive information on the FLAMMA FG200 Intelligent Combined Effects Pedal, covering safety precautions, performance features, panel layout, connection guides, effect module details, operation modes, additional functions like drum machine and tuner, tone descriptions, and technical specifications.</p>
	<p><a href="#">FLAMMA FS21 Drum Machine &amp; Looper Pedal Owner's Manual</a></p> <p>Owner's manual for the FLAMMA FS21 Drum Machine &amp; Looper Pedal, detailing features, layout, operation instructions, editor software, and technical specifications for this high-quality guitar effects pedal.</p>
	<p><a href="#">FLAMMA FV04 Harmony Pedal: User Manual and Features</a></p> <p>Comprehensive user manual for the FLAMMA FV04 Harmony pedal, detailing its features, layout, instructions for use, and technical specifications. Learn about harmony modes, reverb effects, and connectivity.</p>

Documents - FLAMMA – FX50



[\[pdf\]](#) User Manual Specifications

FX50 Manual EN V01 2023 03 19 cdr Kelly Portable Guitar Effects Flamma Innovation drive google file d 1LI5yhmRi2RcL11uutGhTCeX7k6KgW6nh view usp link |||

PortableGuitarEffects Owner sManual

www.flammainnovation.comShenzhenFlammaInnovationCo.,Ltd. CONTE ...

turnoffthepower. 12 VOLDial Controltheoutputvolume. Display 13

Instructtheoperationinformationof**FX50**. INPUTJack 14

1/4monoaudiojack,forconnectingguitar.

www.flammainnovation.comShenzhenFlammaInn...

lang:en score:21 filesize: 1.01 M page\_count: 19 document date: 2024-03-19



[FLAMMA FX50 Portable Guitar Effects Owner's Manual](#)

Comprehensive owner's manual for the FLAMMA FX50 Portable Guitar Effects pedal, detailing its features, operation, specifications, and drum rhythm list.

lang:en score:14 filesize: 99.13 M page\_count: 19 document date: 2023-12-23