

GYMAX CA-GM1855

GYMAX 5-in-1 Folding Camping Tent Cot (1-person) Instruction Manual

Model: CA-GM1855

1. INTRODUCTION

The GYMAX 5-in-1 Folding Camping Tent Cot is designed for outdoor enthusiasts, offering a versatile and comfortable sleeping solution. This comprehensive set includes a tent, a camping cot, a sleeping bag, an air mattress, and an air pillow with cover. It can be used as a combined unit for various outdoor activities or its components can be utilized separately based on individual needs.

Constructed from 190T polyester, the tent provides drizzle-proof protection. It features four double-layer mesh windows for optimal airflow and a large door that can convert into a sunshade. The elevated design, with a waterproof bottom fabric, keeps users away from wet ground and insects. The cot is equipped with X-shaped metal support legs for stability, capable of supporting up to 300 lbs, and large foot pads for use on uneven terrain. The included mattress is reversible, featuring warm flocking fabric for colder conditions and cool, water-resistant PVC for warmer weather, with coil beam construction for spinal support.



Figure 1: The GYMAX 5-in-1 Folding Camping Tent Cot in its assembled state, with a person demonstrating its portability.

2. SAFETY INFORMATION

- Ensure all components are correctly assembled and secured before use.
- Do not exceed the maximum weight capacity of 300 lbs for the cot.
- Use ground stakes and wind ropes in windy conditions to prevent tipping.
- Avoid using the tent in extreme weather conditions.
- Keep away from open flames and heat sources.
- Supervise children when near or inside the tent cot.

3. PACKAGE CONTENTS

The GYMAX 5-in-1 Folding Camping Tent Cot package includes the following components:

- 1 x Air Mattress
- 1 x Pillow
- 1 x Sleeping Bag
- 1 x Pump (Foot Pump)
- 1 x Roller Bag (for 2-person model) / 1 x Carry Bag (for 1-person model)
- 1 x User Guide
- 12 x Ground Stake
- 8 x Wind Rope
- Bed (Cot Frame)
- Tent (1-person Tent Cot)



5-in-1 Tent Cot



Camping Tent



Camping Cot



Sleeping Bag



Mattress & Pillow

Figure 2: Visual representation of the 5-in-1 components included in the package.

4. SETUP INSTRUCTIONS

Follow these steps to set up your GYMAX Tent Cot:

1. **Assemble the Camping Cot:** Unfold the cot frame and ensure all legs are securely locked into position. The X-shaped metal support legs provide stability.
2. **Inflate the Air Mattress:** Use the provided foot pump to inflate the air mattress. Alternatively, an external electric pump (not included) can be used for faster inflation. Inflate the mattress to a comfortable firmness.
3. **Place Mattress on Cot:** Position the inflated air mattress onto the assembled cot.
4. **Attach the Tent:** Unfold the tent and place it over the cot and mattress. Secure the tent to the cot frame using the integrated fixing buckles. Ensure the tent is taut and properly aligned.
5. **Insert Fiberglass Rods:** Guide the fiberglass rods through the designated sleeves on the tent. Connect the rod sections to form the tent's structure.
6. **Secure with Ground Stakes and Wind Ropes:** For added stability, especially in windy conditions, use the provided ground stakes to anchor the tent to the ground. Attach the wind ropes to the tent and secure them with additional stakes.



Figure 3: Step-by-step visual guide for the portable and easy installation of the tent cot.

Setup Video Guide

Video 1: GYMAX 2-Person Tent Cot Installation. While this video demonstrates a 2-person model, the assembly principles for the cot and tent structure are largely similar for the 1-person version.

5. OPERATING INSTRUCTIONS

The GYMAX Tent Cot is designed for comfort and adaptability in various outdoor conditions:

- **Ventilation:** Utilize the four double-layer mesh windows to promote air circulation and prevent condensation. The mesh also keeps insects out while allowing fresh air in.
- **Sunshade Function:** The large door can be propped up to create a sunshade, offering protection from direct sunlight during daytime activities.
- **Mattress Usage:** The reversible air mattress offers versatility. Use the warm flocking fabric side in cooler temperatures and the cool, water-resistant PVC side in warmer conditions.
- **Stability:** The elevated design keeps you off the ground, protecting against moisture and unwanted guests. The X-shaped legs and large foot pads ensure stability on various terrains.

Vestibule Design

Enlarge activity space and provide a shade area




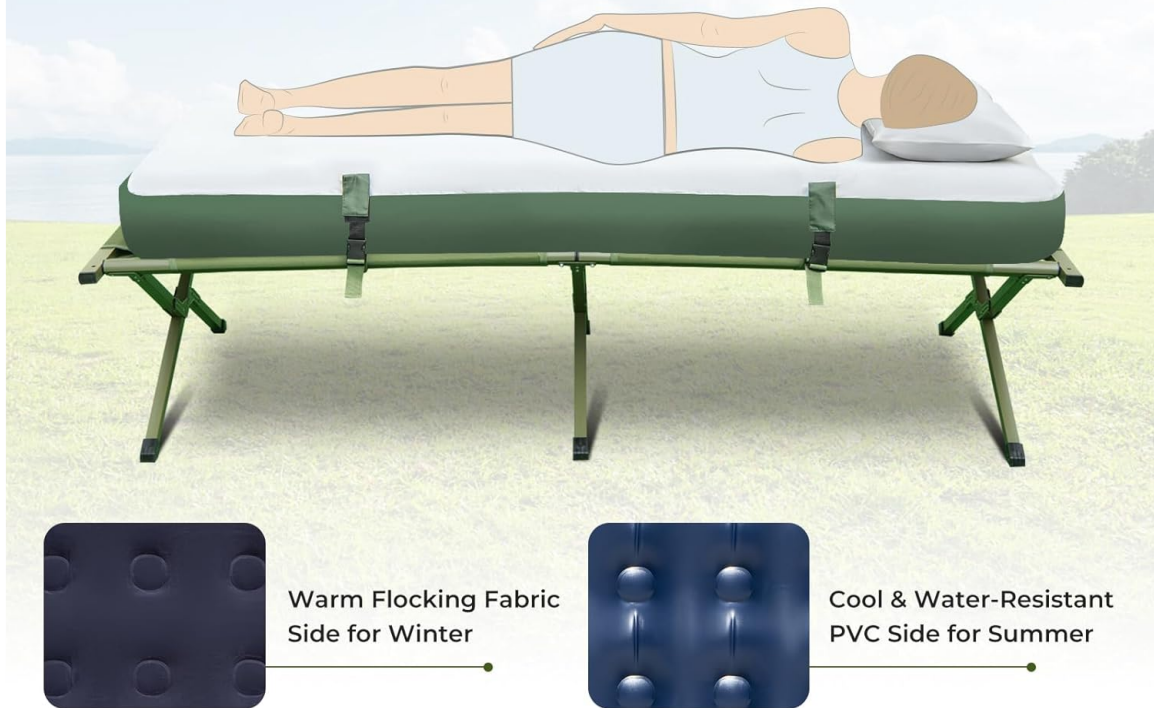
Figure 4: The tent cot's vestibule design provides an enlarged activity space and shade.

360°Ventilation



Figure 5: The tent features 360-degree ventilation with double-layer mesh windows and roll-up doors for optimal airflow.

Upgraded Reversible Mattress



Coil Beam Support Construction

Provide even and firm support for your spinal

Figure 6: The upgraded reversible mattress offers comfort for both warm and cold weather conditions.

6. MAINTENANCE

To ensure the longevity of your tent cot, follow these maintenance guidelines:

- **Cleaning:** The tent fabric (190T polyester) and cot fabric can be machine washed. Ensure to follow specific care instructions on any labels.
- **Drying:** Always ensure all components are completely dry before packing away to prevent mold and mildew.
- **Storage:** Store the tent cot in its wheeled carrying bag in a cool, dry place away from direct sunlight when not in use.
- **Air Mattress Care:** Avoid over-inflating the air mattress. Puncture repairs should be done with a suitable patch kit.

7. TROUBLESHOOTING

No specific troubleshooting information is provided in the product details. However, common issues and general advice include:

- **Difficulty Assembling Cot:** Ensure all joints are properly aligned and apply firm, even pressure. Sometimes, the fabric needs to stretch slightly during initial assembly.
- **Tent Not Taut:** Check that all fiberglass rods are fully inserted into their sleeves and connected. Adjust the tension of the fixing buckles and wind ropes.
- **Air Mattress Losing Air:** Inspect the air mattress for punctures or loose valve caps. Use a patch kit for small holes.
- **Condensation Inside Tent:** Ensure adequate ventilation by opening mesh windows, especially in humid conditions.

8. SPECIFICATIONS

Feature	Detail
Brand	GYMAX
Model Name	camping cot
Product Dimensions	77"L x 35"W x 66"H
Item Weight	29 Pounds
Occupancy	1 Person (as per variant)
Seasons	2 Season
Material	190T Polyester (Tent), Polyethylene (Tent Floor)
Water Resistance Technology	190T polyester fabric with waterproof PE segregation fabric
Pole Material Type	Fiberglass
Included Components	1 x Air Mattress; 1 x Pillow; 1 x Sleeping Bag; 1 x Pump; 1 x Roller Bag; 1 x User Guide; 12 x Ground Stake; 8 x Wind Rope; Bed; Cot

1-person Tent Cot



14 x Ground Stake


10 x Windproof Rope

1 x Foot Pump

Figure 7: Dimensions and included accessories for the 1-person tent cot.


9. WARRANTY & SUPPORT

The GYMAX Tent Cot comes with a **90-day warranty**. For any issues or support needs, please refer to the contact information provided at the point of purchase or visit the official GYMAX website.




Gymax Folding Picnic Table and Bench Set User Manual

User manual for the Gymax Folding Picnic Table and Bench Set, providing assembly instructions, part list, and safety guidelines for outdoor use.



[Gymax Treadmill Operation Manual and App Guide](#)

Comprehensive guide for the Gymax treadmill, covering operation instructions, system functions, troubleshooting, maintenance, and the Gymax mobile application for iOS and Android.




[Gymax SP37619CA Treadmill User Manual](#)

Comprehensive user manual for the Gymax SP37619CA Treadmill, covering safety precautions, assembly, operation, maintenance, and troubleshooting. Includes information on the Gymax App for enhanced user experience.



[Gymax 8 ft. Beer Pong Table - Portable Party Drinking Game](#)

Discover the Gymax 8 ft. Beer Pong Table, a portable and foldable party essential. Featuring a durable design with unique graphics, it's perfect for tailgating and social events.



[Gymax Outdoor Wooden Storage Shed Cabinet User Manual & Assembly Instructions](#)

Comprehensive user manual and assembly guide for the Gymax GYM05167 Outdoor Wooden Storage Shed Cabinet. Includes parts list, step-by-step instructions, safety information, and product specifications.



[GYMAX 10-in-1 Multi-Game Table UY10001 User Manual and Assembly Guide](#)

Official user manual and assembly instructions for the GYMAX 10-in-1 Multi-Game Table, model UY10001. Includes detailed parts list, safety warnings, and step-by-step assembly guidance for Foosball, Air Hockey, Pool, Ping Pong, Shuffleboard, Bowling, and board games.