

[Manuals.plus](#) /

> [JVC](#) /

> JVC LT-43VUQ3455 43-inch QLED 4K Smart TV User Manual

## JVC LT-43VUQ3455

# JVC LT-43VUQ3455 43-inch QLED 4K Smart TV User Manual

Model: LT-43VUQ3455

## INTRODUCTION

---

This manual provides essential information for the safe and efficient operation of your JVC LT-43VUQ3455 43-inch QLED 4K Smart TV. Please read these instructions thoroughly before using your television and retain them for future reference. This television combines brilliant 4K UHD resolution with advanced features like HDR Dolby Vision, Dolby Atmos audio, and the intuitive TiVo Smart TV operating system.



## SAFETY INFORMATION

---

Always follow basic safety precautions when using this television to reduce the risk of fire, electric shock, and injury. Do not expose the TV to rain or moisture. Do not open the cabinet; refer all servicing to qualified personnel. Ensure proper ventilation and avoid placing the TV near heat sources. Use only the power cord supplied with the unit.

## SETUP

---

### 1. Unboxing and Components

Carefully remove the television and all components from the packaging. The box should contain:

- JVC LT-43VUQ3455 43-inch QLED 4K Smart TV
- Remote Control with 2 AAA batteries
- TV Stand (feet)
- User Manual

### 2. Stand Installation or Wall Mounting

If using the included stand, attach the feet securely to the bottom of the television according to the diagrams in the quick start guide. For wall mounting, ensure you use a VESA-compatible bracket (M4 100x100 mm) and follow the bracket manufacturer's instructions. The TV dimensions are approximately 96.5 cm (width) x 60.8 cm (height with stand) x 23.5 cm (depth with stand).

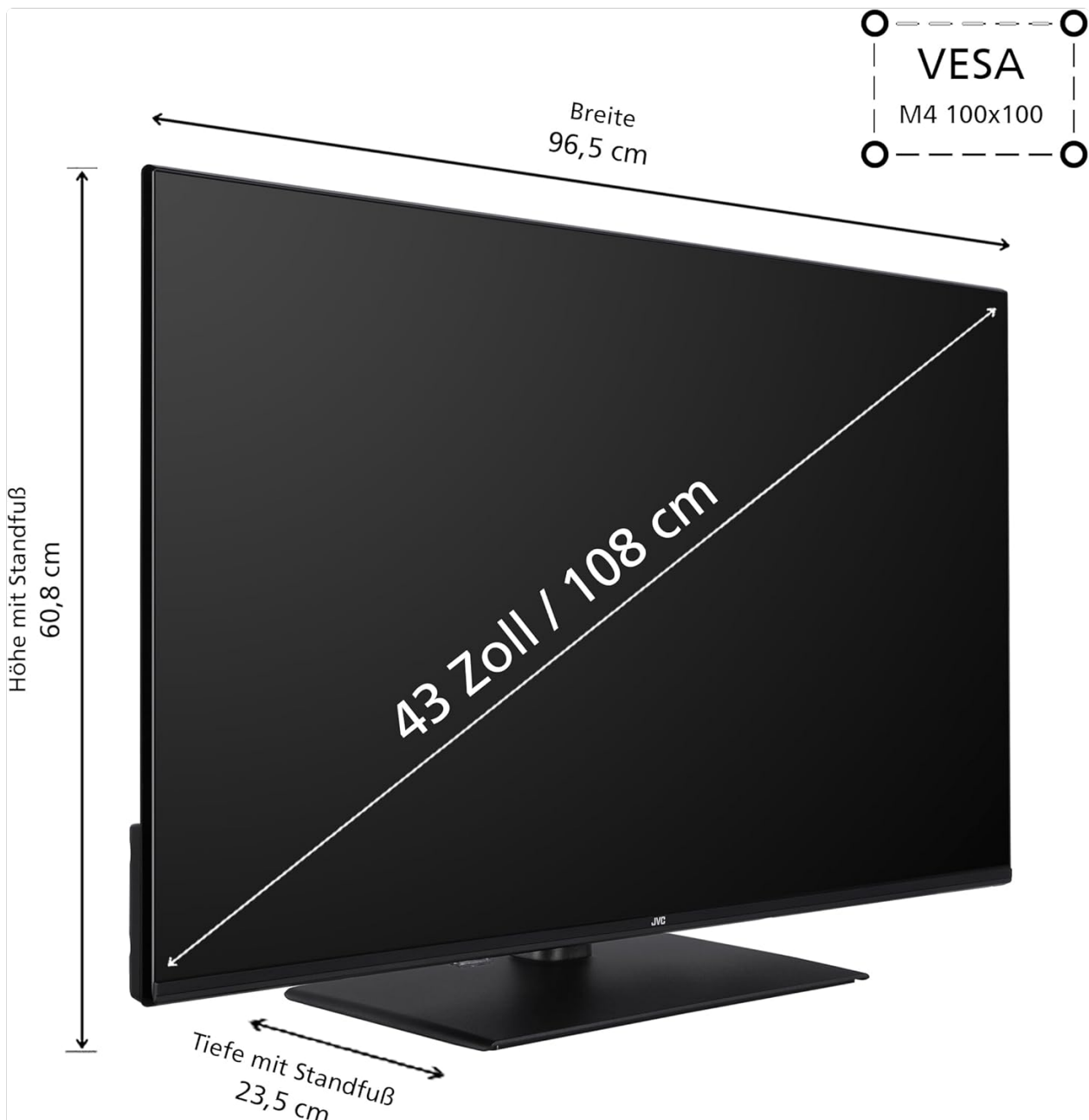


Diagram showing the dimensions and VESA mounting points for the JVC LT-43VUQ3455 TV.

### 3. Connecting Peripherals

Connect your external devices to the appropriate ports on the rear of the television. The TV features:

- **3x HDMI 2.1 ports (CEC + ARC):** For connecting Blu-ray players, game consoles, soundbars, etc.
- **1x USB port:** For media playback from USB drives.
- **Digital Audio Output (Optical):** For connecting to external audio systems.
- **Antenna (RF/F) input:** For DVB-T2/C/S2 connections.
- **LAN (Ethernet) port:** For wired internet connection.
- **Headphone jack:** For private listening.
- **CI Slot:** For conditional access modules.
- **Bluetooth:** For wireless audio devices and remote control.
- **Wi-Fi:** For wireless internet connection.



Overview of connection ports on the JVC Smart TV.

## 4. Initial Power On and First-Time Setup

After connecting all cables and plugging the TV into a power outlet, press the power button on the remote control. The TV will guide you through the initial setup process, including language selection, network connection (Wi-Fi or Ethernet), channel scanning (DVB-T2/C/S2), and TiVo account setup. Follow the on-screen prompts to complete the setup.

## OPERATING INSTRUCTIONS

### 1. Remote Control


The remote control allows you to navigate the TV's interface and control various functions. Insert the two AAA batteries into the remote control. Key features include power, volume, channel, navigation buttons, and dedicated buttons for popular streaming services.



JVC Smart TV Remote Control.

## 2. TiVo Smart TV Features

Your JVC TV is powered by TiVo, offering a smart and personalized entertainment experience. The TiVo interface provides intelligent navigation, personalized recommendations, and access to a wide range of applications.



TiVo Smart TV interface with streaming apps.

Access popular streaming services directly from the home screen, including Netflix, Prime Video, Disney+, YouTube, and DAZN. Regular software updates ensure new features and streaming options are available.

# Warum Smart-TVs Powered by TiVo™ wählen?

## Die wichtigsten Funktionen



### Intelligenter Navigation durch Inhalte

- Suchen Sie übergreifend in Streaming-Apps, um das zu finden, was Sie sehen möchten
- Redaktionell zusammengestellte Filme und Fernsehserien machen es leicht, etwas wirklich Sehenswertes zu finden



### Vorteile

- Schnelle, einfache Einrichtung – schon nach wenigen Minuten nutzbar
- Ein frustfreies Fernseherlebnis – einfach, schnell und unkompliziert
- Gestützt auf über 25 Jahre Innovation, die TiVo auf dem Gebiet der Unterhaltungstechnologie vorweisen kann



### Einfaches, unkompliziertes Nutzererlebnis

- Eine aufgeräumte Benutzeroberfläche, bei der die Inhalte an erster Stelle stehen, hält alles organisiert und leicht durchsuchbar



### Wirklich intelligente Empfehlungen

- Personalisierte Vorschläge auf Grundlage Ihrer individuellen Vorlieben



### Ständige Verbesserungen

- Regelmäßige Updates fügen neue Funktionen und Streaming-Optionen hinzu
- Je häufiger Sie Ihren Fernseher verwenden, desto besser lernt er, Inhalte zu finden, die Ihnen gefallen.



Benefits of TiVo-powered Smart TVs.

## 3. Picture Settings

The TV offers advanced picture technologies for an optimal viewing experience:

- **4K UHD Resolution:** Provides sharp and detailed images.
- **HDR (High Dynamic Range) with Dolby Vision and HDR10:** Enhances contrast and color accuracy for more realistic visuals.
- **Super Resolution:** Upscales lower-resolution content to near 4K quality.
- **Micro Dimming:** Improves contrast by analyzing and adjusting brightness in different zones of the screen.
- **MEMC (Motion Estimation, Motion Compensation):** Reduces motion blur and judder in fast-moving scenes.



4K HDR Immersive visual quality.

# HOHE BILDDYNAMIK

Mehr Details und Kontraste durch eine bessere Farbgebung

HDR10 Dolby Vision



High Dynamic Range with HDR10 and Dolby Vision.

# ATEMBERAUBENDE BILDQUALITÄT

Erleben Sie gestochen scharfe Bilder

📺 Super Resolution

🔍 Micro Dimming

🔄 MEMC



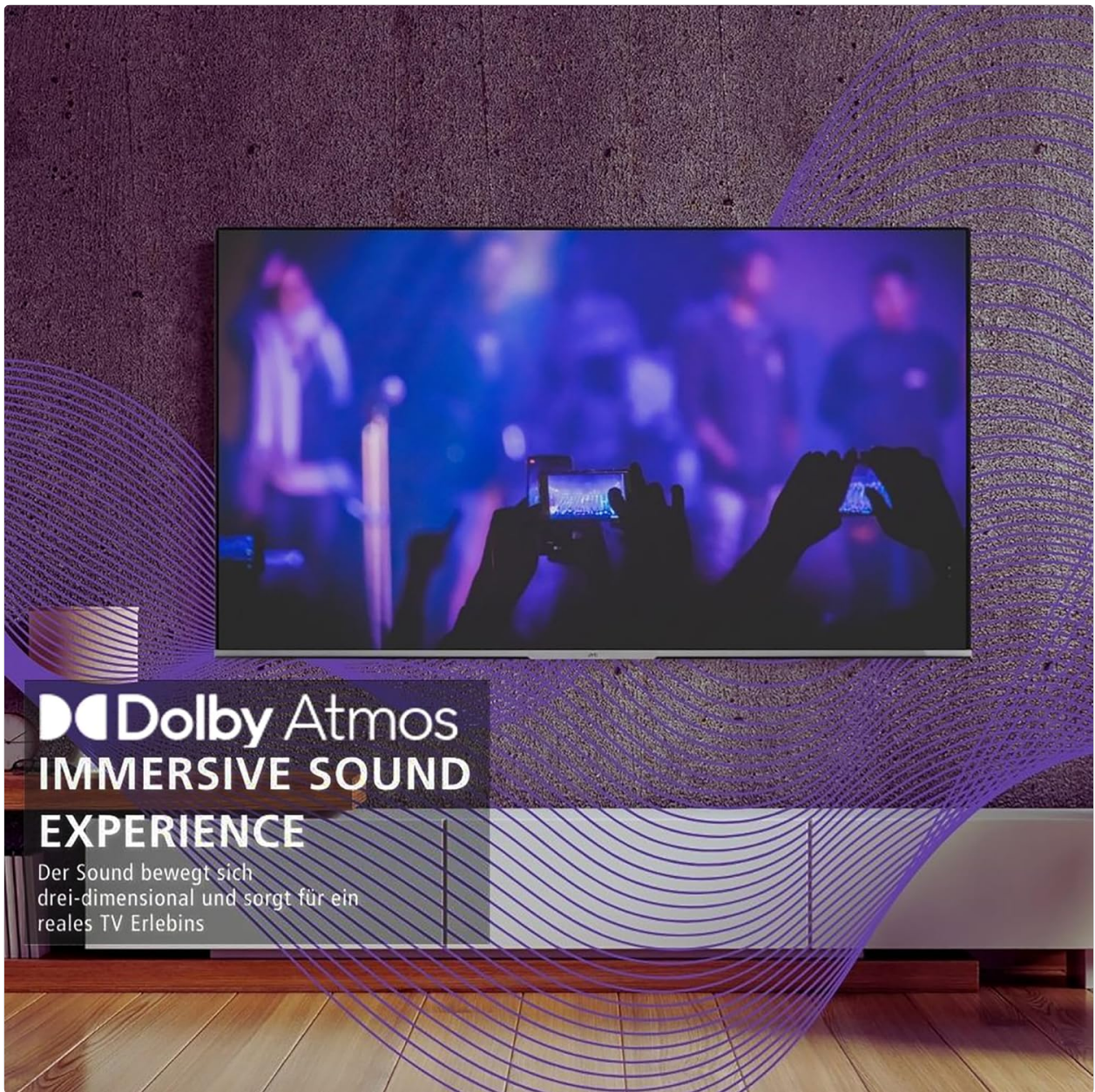
JVC & VESTEL: The products are manufactured, distributed, serviced and warranted by VESTEL A.S. under brand license by JVC/KENWOOD Corporation.

Breathtaking picture quality with Super Resolution, Micro Dimming, and MEMC.

## 4. Sound Settings

Experience immersive audio with:

- **Dolby Atmos:** Delivers three-dimensional surround sound, placing you in the center of the action.
- **DTS Virtual:X:** Creates a virtual 3D sound space for an enhanced listening experience.



## Dolby Atmos IMMERSIVE SOUND EXPERIENCE

Der Sound bewegt sich  
drei-dimensional und sorgt für ein  
reales TV Erlebnis

Dolby Atmos immersive sound experience.

### 5. Tuner Operation

The integrated triple tuner supports DVB-C (cable), DVB-T2 (terrestrial), and DVB-S2 (satellite) signals, allowing you to receive various TV programs without an external receiver. During initial setup, the TV will scan for available channels. You can also access HD+ channels, with a 6-month trial included.

**Dieser TV hat's drauf.  
HD+ TV-App testen.**

Aktiviere HD+  
direkt bei der  
Installation.

- ❑ private Sender in HD-  
und UHD-Qualität
- ❑ Neustart, Mediatheken  
und UHD-Switch
- ❑ 6 Monate testen

HD+ Sender

**25** Private  
HD-Sender

**3** Ultra  
HD-Sender

HD+ TV-App

Neustart

Mediatheken

UHD-Switch

**70** Freie  
HD-Sender



HD +




## 6. Media Playback

Connect a USB storage device to the USB port to play back compatible media files (photos, music, videos) using the TV's built-in media player.

## 7. Optimal Viewing Distance

For the best viewing experience, consider the recommended seating distance based on your TV's size and resolution.

# Der optimale Sitzabstand



Größe	Empfohlener Sitzabstand bei		
	4K	Full HD	HD
24"			ca. 150 cm
32"		ca. 160 cm	ca. 200 cm
40"		ca. 204 cm	
43"	ca. 162 cm	ca. 216 cm	
50"	ca. 189 cm		
55"	ca. 209 cm		
65"	ca. 246 cm		
70"	ca. 266 cm		

Recommended optimal viewing distances.

## MAINTENANCE

### 1. Cleaning

To clean the screen, gently wipe it with a soft, lint-free cloth. For stubborn marks, slightly dampen the cloth with water or a screen-cleaning solution. Do not use harsh chemicals or abrasive materials. Clean the TV cabinet with a soft, dry cloth.

## 2. Software Updates

The TV may receive automatic software updates via its internet connection. Ensure your TV is connected to the internet to receive the latest features and performance improvements. Do not power off the TV during an update.

## TROUBLESHOOTING

---

If you encounter issues with your television, refer to the following common problems and solutions:

- **TV turns off unexpectedly:** Check power connections. Ensure sleep timers or eco-mode settings are not configured to power off the TV. If the issue persists, contact support.
- **Remote control not responding:** Replace batteries. Ensure there are no obstructions between the remote and the TV's IR sensor.
- **No signal/Cannot find channels:** Verify antenna/cable connections. Perform a channel rescan through the TV settings. Ensure the correct input source is selected.
- **"Cannot find HD programs" error:** This message may appear even after scanning. Ensure your HD+ subscription is active if applicable. Try rescanning channels. If the message persists but channels are available, it may be a software notification that can often be dismissed.
- **Poor picture/sound quality:** Check cable connections. Adjust picture and sound settings in the TV menu. Ensure the source device is outputting a high-quality signal.
- **Smart TV features not working:** Check your internet connection (Wi-Fi or LAN). Restart the TV and your router.

For further assistance, consult the full user manual or contact JVC customer support.

## SPECIFICATIONS

---

Feature	Specification
Model Number	LT-43VUQ3455
Screen Size	43 Inches (108 cm)
Display Technology	QLED
Resolution	4K UHD (3840 x 2160)
Refresh Rate	120 Hz
HDR Support	Dolby Vision, HDR10, HLG
Audio Technology	Dolby Atmos, DTS Virtual:X
Speaker Output Power	20 Watts
Smart TV Platform	TiVo Smart TV
Connectivity	3x HDMI 2.1 (CEC+ARC), 1x USB, Bluetooth, Wi-Fi, Ethernet, Optical Audio Out
Tuner Type	DVB-T2/S2/C (Triple Tuner)
VESA Mounting	100 x 100 mm

Feature	Specification
Dimensions (W x H x D with stand)	96.5 x 60.8 x 23.5 cm
Weight	7.46 Kilograms
Annual Energy Consumption (SDR)	54 Watts (51 kWh/1000h)
Annual Energy Consumption (HDR)	81 kWh/1000h
Country of Origin	Turkey

For detailed energy information, refer to the EU Energy Label and Product Data Sheet:

EU-Produktdatenblatt gemäß der Delegierten Verordnung (EU) Nr. 2019/2013		
Fernsehgeräte	Parameter-Wert	Einheit
NAME ODER HANDELSMARKE DES LIEFERANTEN	JVC	
ANSCHRIFT DES LIEFERANTEN	PARKRING 6, 85748 GARCHING	
MODELLKENNUNG	LT-43VUQ3455	
ENERGIEEFFIZIENZKLASSE BEI STANDARD-DYNAMIKUMFANG (SDR)	F	
LEISTUNGS-AUFNAHME IM EIN-ZUSTAND BEI STANDARD-DYNAMIKUMFANG (SDR)	51.0	W
ENERGIEEFFIZIENZKLASSE (HDR)	G	
LEISTUNGS-AUFNAHME IM EIN-ZUSTAND BEI HOHEM DYNAMIKUMFANG (HDR), FALLS VORHANDEN	81.0	W
LEISTUNGS-AUFNAHME IM AUS-ZUSTAND, FALLS ZUTREFFEND	N/A	W
LEISTUNGS-AUFNAHME IM BEREITSCHAFTSZUSTAND, FALLS ZUTREFFEND	0.5	W
LEISTUNGS-AUFNAHME IM VERNETZTEN BEREITSCHAFTSBETRIEB, FALLS ZUTREFFEND	2.0	W
ART DES ELEKTRONISCHEN DISPLAYS	Fernsehgerät	
SEITENVERHÄLTNIS	16:9	
BILDSCHIRMAUFLÖSUNG	3840x2160	Pixel
BILDSCHIRMDIAGONALE	108.0	cm
BILDSCHIRMDIAGONALE	43	Zoll
SICHTBARE BILDSCHIRMFLÄCHE	49.8	dm <sup>2</sup>
VERWENDETE PANEL-TECHNOLOGIE	QLED LCD	
AUTOMATISCHE HELLIGKEITSREGELUNG (ABC) VORHANDEN	Nein	
SPRACHERKENNUNGSSENSOR VORHANDEN	Nein	
ANWESENHEITSSENSOR VORHANDEN	Nein	
BILDWIEDERHOLFREQUENZ (STANDARD)	50	Hz
MINDESTENS GARANTIERTE VERFÜGBARKEIT VON SOFTWARE- UND FIRMWARE- AKTUALISIERUNGEN (AB DEM ZEITPUNKT DER BEENDIGUNG DES	8	Jahre

(INVERKEHRBRINGENS)		
MINDESTENS GARANTIERTE VERFÜGBARKEIT VON ERSATZTEILEN (AB DEM ZEITPUNKT DER BEENDIGUNG DES INVERKEHRBRINGENS)	7	Jahre
MINDESTENS GARANTIERTE PRODUKTUNTERSTÜTZUNG	7	Jahre
MINDESTLAUFZEIT DER VOM LIEFERANTEN ANGEBOTENEN ALLGEMEINEN GARANTIE	0	Jahre
ART DER STROMVERSORGUNG (NETZTEIL)	INTERN	
EXTERNES NETZTEIL (NICHT GENORMT, IN DER VERKAUFSPACKUNG ENTHALTEN)	-	
EINGANGSSPANNUNG	-	V
AUSGANGSSPANNUNG	-	V
GENORMTES EXTERNES NETZTEIL (ODER GEEIGNETES NETZTEIL, FALLS NICHT IN DER VERKAUFSPACKUNG ENTHALTEN)	-	
BENÖTIGTE AUSGANGSSPANNUNG	-	V
BENÖTIGTE STROMSTÄRKE (MINDESTWERT)	-	A
BENÖTIGTE STROMFREQUENZ	-	Hz

EU Product Data Sheet. For more information, visit [EPREL Database](#).



# ENERG ⚡



**JVC**

**LT-43VUQ3455**



---

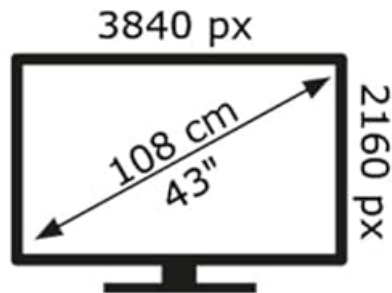
**51** kWh/1000h

---

ABCDEF **G**



**81** kWh/1000h



2019/2013



50699080

EU Energy Label.

## WARRANTY

---

This product comes with a limited warranty. Please refer to the warranty card included in the packaging or contact JVC customer service for detailed terms and conditions. Spare parts availability is guaranteed for 7 years from the date of product discontinuation.

## SUPPORT

---

For technical support, product registration, or service inquiries, please visit the official JVC website or contact their customer service department. Keep your model number (LT-43VUQ3455) and purchase information readily available when seeking support.

