

Jesebang YT18

Jesebang Wireless Sport Earbuds

USER MANUAL

1. Introduction

Thank you for choosing the Jesebang YT18 Wireless Sport Earbuds. These earbuds are designed to provide a high-fidelity audio experience with advanced features such as Bluetooth 5.3 connectivity, Environmental Noise Cancellation (ENC), and an IPX7 waterproof rating, making them ideal for sports and daily use. This manual will guide you through the setup, operation, and maintenance of your new earbuds to ensure optimal performance and longevity.

2. What's in the Box

- Headphones case (with the headphones inside) x 1
- Charging Cable (Type-C) x 1
- Ear Cushions (S, M, L) x 3 pairs
- User Manual x 1



Image: All components included in the Jesebang YT18 Wireless Sport Earbuds package.

3. Product Overview

The Jesebang YT18 earbuds feature an ergonomic design with ear hooks for a secure fit, a compact charging case with an LED digital display, and intuitive touch controls for easy operation.



Image: Jesebang YT18 Wireless Sport Earbuds and charging case.



Image: Detailed view of a single earbud, highlighting the ear hook.

4. Setup

4.1 Charging the Earbuds and Case

Before first use, fully charge the earbuds and the charging case. Place the earbuds into the charging case. Connect the Type-C charging cable to the charging port on the case and plug the other end into a USB power source. The LED display on the case will show the battery percentage, and individual indicators for the left and right earbuds will light up during charging.



Image: LED display indicating charging status and battery levels.



Image: Connecting the USB-C charging cable to the case.

4.2 Bluetooth Pairing

1. Open the charging case. The earbuds will automatically power on and enter pairing mode.
2. On your device (smartphone, tablet, etc.), enable Bluetooth.
3. Search for "YT18" in the list of available Bluetooth devices.
4. Select "YT18" to connect. Once connected, you will hear a confirmation tone, and the earbuds will be ready for use.

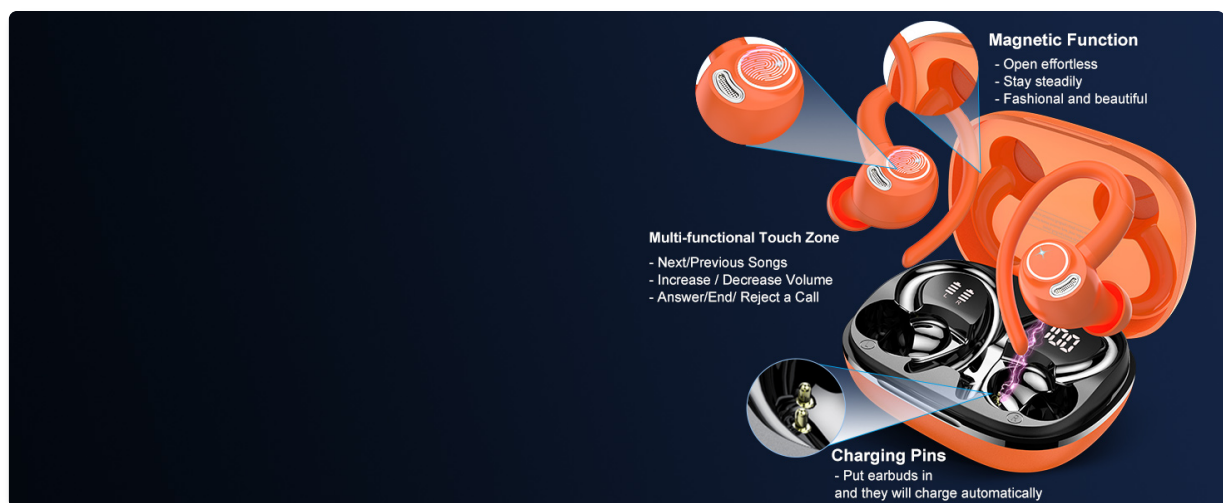


Image: Bluetooth pairing process on a mobile device.

The earbuds support wide compatibility with most Bluetooth-enabled devices, including cellphones and tablets.



Image: Compatibility of Jesebang YT18 earbuds with various devices.

5. Wearing Instructions

For optimal sound quality and comfort, choose the correct ear tip size and ensure the earbuds are worn correctly.

1. **Select Ear Tips:** Try the three included ear tip sizes (S, M, L) to find the pair that provides a snug and comfortable fit in your ear canal.
2. **Insert Earbuds:** Gently insert the earbud into your ear canal.
3. **Adjust Ear Hooks:** Rotate the ear hooks until they sit securely behind your ears, ensuring the earbuds are stable during movement.



Image: Guide for selecting ear tips and wearing the earbuds stably.

6. Operating Instructions

The Jesebang YT18 earbuds feature sensitive touch controls on each earbud for easy management of music, calls, and voice assistant.

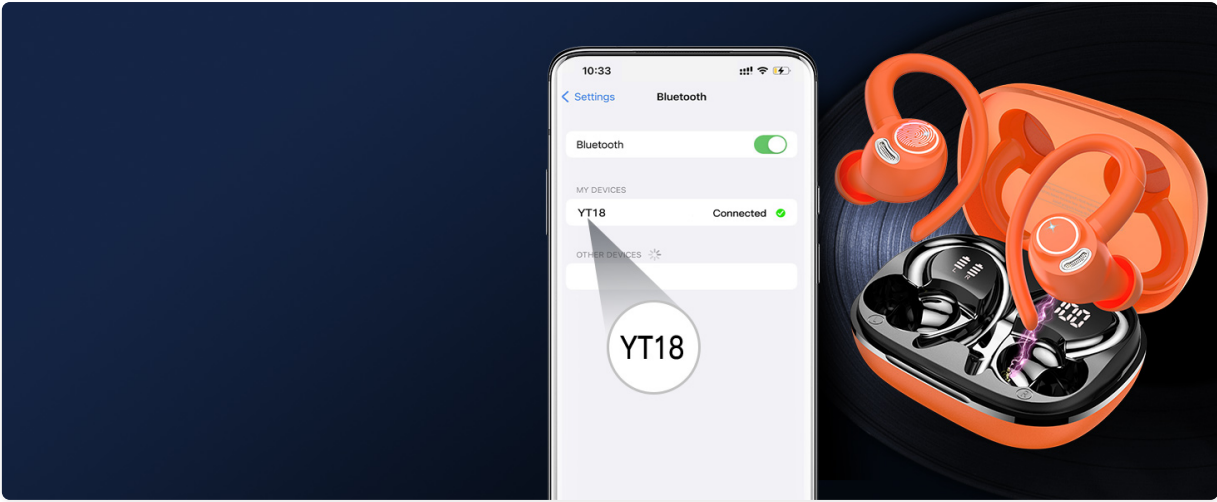


Image: Overview of touch control functions.

Touch Control Functions

Action	Function
Tap 2s (Left Earbud)	Previous Song
Tap 2s (Right Earbud)	Next Song
Tap x2 (Either Earbud)	Play/Pause Music
Tap x1 (Either Earbud)	Answer Call
Tap 2s (Either Earbud)	Hang Up Call
Tap x1 (Left Earbud)	Volume Down
Tap x1 (Right Earbud)	Volume Up
Tap x3 (Either Earbud)	Activate Voice Assistant (Siri, Google Assistant)

7. Maintenance

To ensure the longevity and optimal performance of your Jesebang YT18 earbuds, follow these maintenance guidelines:

- **Cleaning:** Regularly wipe the earbuds and charging case with a soft, dry, lint-free cloth. For ear tips, remove them and clean with mild soap and water, then dry thoroughly before reattaching. Do not use harsh chemicals or abrasive materials.
- **Storage:** When not in use, always store the earbuds in their charging case to protect them from dust, dirt, and physical damage. Store in a cool, dry place away from extreme temperatures.
- **Water Exposure:** While the earbuds are IPX7 waterproof, meaning they can withstand submersion up to 1 meter for 30 minutes, it is recommended to dry them thoroughly after exposure to sweat or water before placing them back in the charging case to prevent corrosion of charging contacts.






Image: The earbuds are designed to withstand sweat and water exposure.


8. Troubleshooting

If you encounter any issues with your Jesebang YT18 earbuds, please refer to the following common problems and solutions:


- **Earbuds not pairing:** Ensure both earbuds are in the charging case, then open the lid to activate pairing mode. Make sure Bluetooth is enabled on your device and

Related Documents - YT18

	Jesebang BD86 True Wireless Stereo Earphones User Guide User guide for Jesebang BD86 True Wireless Stereo Earphones, covering product specifications, pairing, functions, charging, maintenance, and troubleshooting.
	YT18 True Wireless Stereo Earphones User Guide Comprehensive user guide for the YT18 True Wireless Stereo Earphones, covering specifications, pairing, functions, charging, maintenance, safety warnings, FAQs, and warranty information.
	User Guide for YT18 True Wireless Stereo Earphones Comprehensive user guide for the YT18 True Wireless Stereo Earphones, covering setup, functions, charging, and troubleshooting.
	Jesebang BD86 True Wireless Stereo Earphones User Guide User guide for Jesebang BD86 True Wireless Stereo Earphones, covering product specifications, pairing, functions, charging, maintenance, and troubleshooting.

 <p>User Guide for YT18 True Wireless Stereo Earphones</p>	<p>YT18 True Wireless Stereo Earphones User Guide</p> <p>Comprehensive user guide for the YT18 True Wireless Stereo Earphones, covering specifications, pairing, functions, charging, maintenance, safety warnings, FAQs, and warranty information.</p>
	<p>User Guide for YT18 True Wireless Stereo Earphones</p> <p>Comprehensive user guide for the YT18 True Wireless Stereo Earphones, covering setup, functions, charging, and troubleshooting.</p>

Documents - Jesebang – YT18



[User Guide for YT18 True Wireless Stereo Earphones](#)

Comprehensive user guide for the YT18 True Wireless Stereo Earphones, covering setup, functions, charging, and troubleshooting.

lang: **score:18** filesize: 4.25 M page_count: 42 document date: 2023-03-23