

BESNOOW I53

BESNOOW I53 Wireless Earbuds User Manual

Model: I53

INTRODUCTION

This manual provides comprehensive instructions for the use and maintenance of your BESNOOW I53 Wireless Earbuds. Please read this manual thoroughly before using the product to ensure proper operation and to maximize its lifespan. Keep this manual for future reference.

Package Contents

- 2 x BESNOOW in-Ear Bluetooth Earbuds
- 1 x Fast Charging Case
- 1 x USB-C Charging Cable
- 3 x Pairs of Earplugs (S, M, L)
- 1 x Instruction Manual

Package Contents

- Bluetooth earbuds* 2
- Charging case*1
- Instruction manual*1
- Earplugs(S/M/L)
- USB-C charging cable*1



Image showing the contents included in the BESNOOW I53 Wireless Earbuds package: two earbuds, a charging case, a USB-C cable,

three sizes of earplugs, and the instruction manual.

SPECIFICATIONS

Feature	Detail
Model Name	I53
Connectivity Technology	Wireless (Bluetooth)
Bluetooth Version	5.3
Bluetooth Range	Up to 30 feet (9.1 meters)
Battery Life (Earbuds)	8 hours per single charge
Total Playtime (with Charging Case)	Up to 40 hours
Charging Time	1.5 Hours (for full charge)
Charging Port	USB-C
Audio Driver Type	14.2mm Dynamic Driver
Noise Cancellation	ENC Noise Cancelling Microphone (4 mics)
Water Resistance	IP7 Waterproof
Control Type	Touch, Voice (Media Control)
Compatible Devices	iOS, Android, and all Bluetooth-enabled devices
Item Weight	0.634 ounces (18 grams)

Wear Them All Day Without Worries



Ergonomic



Comfortable earbud design for a perfect fit



Diagram illustrating the dimensions of the BESNOOW I53 earbuds and their charging case in millimeters.

SETUP GUIDE

1. Initial Charging

Before first use, fully charge the earbuds and the charging case. Connect the provided USB-C charging cable to the charging port on the case and a power source. The LED display on the charging case will show the battery percentage. A full charge takes approximately 1.5 hours.



The charging case features a dual LED display indicating the battery status of both the case and the individual earbuds (L and R).

2. Selecting Ear Tips

The package includes three sizes of earplugs (S, M, L). Choose the size that provides the most comfortable and secure fit for optimal sound quality and noise isolation.



Visual guide on how to select the correct ear tip size and properly insert the earbuds for a secure and comfortable fit.

3. Pairing with a Device

1. Open the charging case. The earbuds will automatically enter pairing mode.
2. On your device (smartphone, tablet, computer), enable Bluetooth.
3. Search for "I53" in the list of available Bluetooth devices and select it to connect.
4. Once connected, a voice prompt will confirm the successful pairing.

The earbuds will automatically reconnect to the last paired device when taken out of the case, provided Bluetooth is enabled on the device.



Illustration demonstrating the Bluetooth pairing process between the BESNOOW I53 earbuds and a mobile device.

OPERATING INSTRUCTIONS

Touch Controls

The BESNOOW I53 earbuds feature intuitive touch controls on each earbud. Refer to the table below for specific functions:

Action	Left Earbud (L)	Right Earbud (R)
Play/Pause Music	Single Tap	Single Tap
Next Song		Double Tap
Previous Song	Double Tap	
Volume Up		Press and Hold (1 second)
Volume Down	Press and Hold (1 second)	
Answer/End Call	Single Tap	Single Tap
Reject Call	Press and Hold (2 seconds)	Press and Hold (2 seconds)
Activate Voice Assistant (Siri/Google Assistant)	Triple Tap	Triple Tap
Power On/Off Earbuds (Manual)	Press and Hold (5 seconds)	Press and Hold (5 seconds)



Detailed diagram illustrating the touch control functions for both the left and right BESNOOW I53 earbuds.

Wearing the Earbuds

Insert the earbuds into your ear canals and gently rotate them to find a secure and comfortable position. The ergonomic design ensures a stable fit during various activities.

All-Day Companionship Long Battery Life Of 40 Hours

Enjoy exceptional sound all day with up to 8 hours of continuous listening time and a total battery life of up to 40 hours when using the charging case

8 Hrs
Playtime

40 Hrs
Charging Case

1.5 Hrs
Quickly Charged



A person demonstrating the comfortable and secure fit of the BESNOOW I53 earbuds during use.

MAINTENANCE AND CARE


- **Cleaning:** Regularly clean the earbuds and charging case with a soft, dry, lint-free cloth. Do not use abrasive cleaners or solvents.
- **Water Resistance:** The earbuds are IP7 waterproof, meaning they can withstand light rain, splashes, and sweat. Do not submerge them in water or expose them to strong jets of water. Ensure earbuds are dry before placing them back in the charging case.
- **Storage:** When not in use, store the earbuds in their charging case to protect them and keep them charged. Store in a cool, dry place away from extreme temperatures.
- **Battery Care:** To prolong battery life, avoid fully discharging the earbuds and charging case frequently. Charge them regularly, even if not in constant use.

Quick & Reliable


Newly upgraded to Bluetooth 5.3, providing lower latency, reduced power consumption, and improved wireless interference resistance.




More Stable Connection



Longer Transmission Range



Lower Power Consumption



Lower Latency



Visual representation of the IP7 waterproof and dustproof capabilities of the BESNOOW I53 earbuds, showing resistance to light rain, splashes, and sweat.

TROUBLESHOOTING

Problem	Possible Cause	Solution
Earbuds not pairing/connecting.	Bluetooth is off on device; earbuds not in pairing mode; interference.	Ensure Bluetooth is on. Place earbuds in case, close, then reopen to re-enter pairing mode. Move closer to device. Forget "I53" from device's Bluetooth list and re-pair.
Only one earbud working.	One earbud out of charge; connection issue between earbuds.	Ensure both earbuds are charged. Place both earbuds back in the charging case, close the lid for 5 seconds, then open again. This often resets the connection.

Low volume or poor sound quality.	Incorrect ear tip size; earbud dirty; device volume too low.	Try different ear tip sizes for a better seal. Clean earbud mesh. Increase volume on both earbuds and connected device.
Charging case not charging.	Faulty cable or power source.	Try a different USB-C cable and power adapter. Ensure the cable is securely connected.
Earbuds falling out.	Incorrect ear tip size; improper fit.	Experiment with all ear tip sizes (S, M, L) to find the most secure fit. Ensure earbuds are inserted and rotated correctly into the ear canal.

WARRANTY AND SUPPORT

For warranty information or technical support, please contact BESNOOW customer service through the retailer where you purchased the product or visit the official BESNOOW website. Please have your model number (I53) and purchase details ready when contacting support.

Manufacturer: BESNOOW

Model Number: I53

Date First Available: May 9, 2024