

## Fanttik V8 Apex

# Fanttik Slim V8 APEX Car Vacuum Instruction Manual

Model: V8 APEX

## 1. PRODUCT OVERVIEW

The Fanttik Slim V8 APEX is a versatile 4-in-1 portable mini cordless vacuum designed for small cleaning tasks in various environments such as cars, offices, and keyboards. It offers both vacuuming and blowing functionalities, along with inflation and air pumping capabilities.



*Image: Fanttik Slim V8 APEX Car Vacuum and its comprehensive accessory kit.*

## 2. WHAT'S IN THE BOX

The package includes the following components:

- Vacuum Cleaner Body
- Push-in Brush

- Flexible Hose
- Blow Nozzle Brush
- Short Blow Nozzle
- Long Blow Nozzle
- Multi-function Air Blower
- Replacement Filter
- Multi-surface Brush
- Hard Rubber Brush
- Soft Rubber Brush
- Crevice Nozzle
- Type-C Charging Cable
- Little Cleaning Brush
- Storage Bag
- User Manual



*Image: Detailed view of all items included in the Fanttik Slim V8 APEX package.*

## 3. SETUP

### 3.1 Charging the Device

Before first use, fully charge the vacuum cleaner. Use the provided Type-C charging cable with a 15W or higher charger. A full charge takes approximately 2.5 hours.

# FAST CHARGE FOR 2.5 HOURS

with type-c charging cable



**40Mins**  
Eco Mode



**13Mins**  
High Speed Mode



**Low**  
Battery Indicator

*Image: The Fanttik Slim V8 APEX charging via its Type-C cable in a car.*

### 3.2 Attaching Accessories

Select the appropriate nozzle or brush for your cleaning task. Attach it firmly to the vacuum's suction or blowing port. The flexible hose can be used with various nozzles for extended reach.

## WHAT'S IN THE BOX?

- 1 Vacuum Cleaner Body
- 2 Push-in Brush
- 3 Flexible Hose
- 4 Blow Nozzle Brush
- 5 Short Blow Nozzle
- 6 Multi-function Air Blower
- 7 Long Blow Nozzle
- 8 Replacement Filter
- 9 Multi-surface Brush
- 10 Hard Rubber Brush
- 11 Soft Rubber Brush
- 12 Crevice Nozzle
- 13 Type-c Charging Cable
- 14 Little Cleaning Brush
- 15 Storage Bag
- 16 User Manual



Image: The Fanttik Slim V8 APEX demonstrating its 4-in-1 functionality with various attachments.

## 4. OPERATING INSTRUCTIONS

### 4.1 Powering On/Off and Suction Modes

Press and hold the power button to turn the device on. It features two suction modes:

- **Eco Mode:** Provides 8000Pa suction for up to 40 minutes of runtime.
- **Max Mode:** Delivers 19000Pa suction for up to 13 minutes of runtime.

Toggle between modes by pressing the power button briefly. Press and hold again to turn off.



# MAINTENANCE **TIPS**

## Runtime

### High Mode

**13 min** runtime • **45AW / 19kPa** max suction

### Low Mode

**40 min** runtime • **13AW / 8kPa** max suction



## Instructions

1. Empty dustbin to prevent suction loss.
2. Charge the vacuum after each use.
3. Low battery can reduce suction.

**Note:** Use **15W+ charger** with included cable for 2.5h full charge.

*Image: The vacuum's display showing Eco Mode, High Speed Mode, and Low Battery Indicator.*

## 4.2 Vacuuming

Attach the desired vacuuming nozzle (e.g., crevice nozzle for tight spaces, multi-surface brush for fabric). Turn on the vacuum and select the appropriate suction mode. Move the nozzle over the surface to be cleaned.

# 19KPA/45AW SUCTION POWER



*Image: Demonstrating the vacuuming function in a car interior.*

## 4.3 Blowing and Inflating

To use the blowing function, attach a blow nozzle to the exhaust port of the vacuum. This can be used for dusting keyboards, car vents, or inflating small items. The multi-function air blower can be used for inflating air mattresses or pumping air.



*Images: Using the vacuum as an air duster and for inflating.*

#### 4.4 Official Product Video

Your browser does not support the video tag.

*Video: An official demonstration of the Fanttik Slim V8 APEX Portable Car Vacuum's features and usage.*

## 5. MAINTENANCE

---

### 5.1 Emptying the Dustbin

To maintain optimal suction, empty the dustbin regularly. Press the ring latch to open the dust cup and dispose of debris. This one-touch mechanism prevents direct contact with dirt.



# MULTI-FUNCTION FOR SMALL JOBS



*Image: Visual guide on how to empty the dustbin.*

## 5.2 Cleaning the HEPA Filter

The HEPA filter captures 95.99% of dust and particles and is washable for longer service life. Follow these steps:

1. Open the dust cup buckle lock.
2. Perform one-click dust dumping.
3. Pull out the filter system.
4. Clean the HEPA filter with the provided cleaning brush.

5. Wash the dust cup and pre-filter with water.
6. Dry the filters completely before reassembly.



*Image: Illustrated instructions for cleaning the vacuum's filter system.*

## 6. TROUBLESHOOTING

If you encounter any issues with your Fanttik Slim V8 APEX, please consider the following common solutions:

- **Reduced Suction:** Ensure the dustbin is empty and the filter is clean. Low battery can also reduce suction power.
- **Device Not Turning On:** Check if the battery is charged. Ensure the power button is pressed and held correctly.
- **Attachments Not Staying On:** Verify that attachments are correctly aligned and twisted into place.

For further assistance, please refer to the contact information provided in your product packaging or visit the official Fanttik support website.

## 7. SPECIFICATIONS

| Feature             | Detail                                  |
|---------------------|---|
| Brand               | Fanttik                                 |
| Model Name          | Slim V8 APEX                            |
| Suction Power (Max) | 19000Pa / 45AW                          |
| Motor Speed         | 80000rpm (Brushless)                    |
| Suction Modes       | 2 (Eco Mode: 8000Pa, Max Mode: 19000Pa) |
| Runtime (Eco Mode)  | 40 minutes                              |
| Runtime (Max Mode)  | 13 minutes                              |
| Charging Time       | 2.5 Hours                               |
| Charging Type       | Type-C USB                              |




|                    |                           |
|--------------------|---------------------------|
| Filter Type        | HEPA Filter (Washable)    |
| Dustbin Capacity   | 120 Milliliters           |
| Item Weight        | 1.1 pounds (498g)         |
| Product Dimensions | 2.17"L x 2.17"W x 12.13"H |
| Noise Level        | 75 Decibels               |

## 8. WARRANTY AND SUPPORT

For information regarding product warranty, returns, or technical support, please refer to the documentation included in your product packaging or visit the official Fanttik website. Fanttik offers protection plans for extended coverage.



### Related Documents - V8 Apex

|   |   |
|---|---|
|   | <a href="#">Fanttik Slim V10 Apex Cordless Handheld Vacuum Cleaner User Manual</a><br>User manual for the Fanttik Slim V10 Apex cordless handheld vacuum cleaner, detailing its features, operation, cleaning, maintenance, and troubleshooting.  |
|   | <a href="#">Fanttik Slim V8 APEX Cordless Handheld Vacuum Cleaner User Manual</a><br>User manual for the Fanttik Slim V8 APEX cordless handheld vacuum cleaner. Includes assembly, usage, cleaning, maintenance, troubleshooting, and specifications.   |
|  | <a href="#">Fanttik Slim V8 APEX Cordless Handheld Vacuum Cleaner User Manual</a><br>User manual for the Fanttik Slim V8 APEX cordless handheld vacuum cleaner. Learn about its features, operation, safety guidelines, maintenance, and specifications for effective use.  |
|   | <a href="#">Fanttik Slim V10 Mate/Apex Cordless Handheld Vacuum Cleaner User Manual</a><br>User manual for the Fanttik Slim V10 Mate and Slim V10 Apex cordless handheld vacuum cleaners, including assembly, usage, cleaning, maintenance, troubleshooting, and specifications.  |
|  | <a href="#">Fanttik Slim V10 Mate/APEX Cordless Handheld Vacuum Cleaner User Manual</a><br>User manual for the Fanttik Slim V10 Mate and Slim V10 APEX cordless handheld vacuum cleaners, detailing features, operation, maintenance, troubleshooting, and specifications. Includes safety instructions and warranty information. |
|  | <a href="#">Fanttik Slim V8 APEX Cordless Handheld Vacuum Cleaner User Manual</a><br>Comprehensive user manual for the Fanttik Slim V8 APEX cordless handheld vacuum cleaner, covering safety instructions, product overview, package contents, usage, cleaning, maintenance, troubleshooting, and specifications.                |