

## Gerrit HEMA Mask

# Gerrit HEMA Fencing Mask User Manual

Model: HEMA Mask (Detachable Small)

Brand: Gerrit

## 1. INTRODUCTION

This manual provides essential information for the proper use, maintenance, and care of your Gerrit HEMA Fencing Mask. Designed for Historical European Martial Arts (HEMA) and fencing training, this 1600N rated mask offers robust protection and comfort. Please read this manual thoroughly before using the product to ensure safety and optimal performance.

## 2. SAFETY INFORMATION

Your safety is paramount. Adhere to the following guidelines:

- Always inspect the mask for any damage, cracks, or loose components before each use. Do not use if damaged.
- Ensure the mask fits snugly and securely on your head. Improper fit can compromise protection.
- This mask is designed for HEMA and fencing. Do not use it for purposes other than its intended design.
- Regularly clean the mesh and interior lining to maintain visibility and hygiene.
- Consult with a qualified instructor or coach regarding proper protective gear usage for your specific martial art or sport.

## 3. PRODUCT COMPONENTS AND FEATURES

The Gerrit HEMA Fencing Mask is constructed with high-quality materials for durability and protection.

- **High-Strength Shell:** Provides robust impact resistance.
- **1600N Rated Mesh:** Ultra-strong stainless steel mesh for superior facial protection.
- **Waterproof Lining:** Advanced lining for comfort and hygiene, designed to be easily cleaned.
- **Advanced Nylon Conductive Coating:** Applied to the mesh for improved visibility.
- **Compact Forehead and Chin Padding:** Reduces bulk and enhances airflow.

- **Double Layer Fencing Fabric:** Provides additional throat protection.
- **Adjustable Strap:** Velcro bandage for a secure and customizable fit.



*Figure 3.1: Overall view of the Gerrit HEMA Fencing Mask.*





*Figure 3.2: Front view of the mask, highlighting the mesh visibility.*



*Figure 3.3: Interior view of the mask, showing the strong rivets that prevent injury during training.*



**Leather craft**

**With high strength housing**

**To provide you with the best protection.**

*Figure 3.4: Side view illustrating the leather craft and high-strength housing for optimal protection.*





**Stable waterproof lining**  
**Protecting you in every way**

*Figure 3.5: Bottom view, highlighting the stable waterproof lining for comprehensive protection.*



*Figure 3.6: Back view of the mask, showing the adjustable Velcro strap for a secure fit.*

## 4. SETUP AND ADJUSTMENT

---

Proper fit is crucial for both comfort and protection.

1. **Determine Your Size:** Refer to the size chart below to select the appropriate mask size. Measure around your head across the forehead.
2. **Position the Mask:** Place the mask on your head, ensuring the mesh aligns with your eyes and the chin cup is comfortably seated.
3. **Adjust the Strap:** Use the Velcro bandage at the back of the mask to adjust the elasticity. Tighten until the mask feels snug and secure without being overly restrictive. The mask should not shift significantly when you move your head.
4. **Check for Gaps:** Ensure there are no significant gaps between the mask and your face, especially around the chin and sides.

# size:



Size	XS	S	M	L	XL
Cm	53-55cm	56-60cm	61-65cm	66-69cm	70-76cm
Inch	21-21.7	22-23.6	24-25.6	26-27	27.5-30

**Please measurement is taken from around the head across the forehead.**

Figure 4.1: Size chart for the HEMA Fencing Mask. Measure around the head across the forehead to determine the correct size.

## 5. OPERATING INSTRUCTIONS

Once properly adjusted, the Gerrit HEMA Fencing Mask is ready for use in your training or sparring sessions. The advanced nylon conductive coating and reflective paint interior are designed to improve visibility and reduce glare, allowing you to focus on your opponent.

Always ensure that the mask is worn correctly and securely throughout your activity. The compact padding at the forehead and chin, along with the design, promotes increased airflow, enhancing comfort during extended use.

## 6. MAINTENANCE AND CARE

Proper maintenance extends the life of your mask and ensures continued protection.

- **Cleaning the Exterior:** Wipe the exterior shell and mesh with a damp cloth after each use to remove sweat and debris. For stubborn dirt, a mild soap solution can be used, followed by rinsing with clean water and air drying.
- **Cleaning the Interior Lining:** The waterproof lining can be wiped down with a damp cloth. For deeper cleaning, the detachable lining can be removed and hand-washed with mild soap, then air-dried completely before reinserting.
- **Storage:** Store the mask in a cool, dry place away from direct sunlight and extreme temperatures. Avoid placing heavy objects on the mask that could deform its shape.
- **Inspection:** Periodically inspect the mesh for any signs of bending, cracking, or corrosion. Check the integrity of the straps, buckles, and all seams. Replace the mask if any significant damage is observed.

## 7. TROUBLESHOOTING

If you encounter issues with your mask, consider the following:

- **Reduced Visibility:**
  - Ensure the mesh is clean and free of smudges or dirt.
  - Check for condensation inside the mask; ensure proper ventilation.
- **Mask Feels Loose or Shifts:**
  - Re-adjust the Velcro bandage at the back to achieve a tighter, more secure fit.
  - Verify you are using the correct size mask according to the size chart.



- **Discomfort During Use:**

- Ensure the mask is not overtightened.
- Check if the internal padding is properly positioned.
- Confirm the mask size is appropriate for your head circumference.

## 8. SPECIFICATIONS

















Feature	Detail
Brand	Gerrit
Model Name	HEMA Mask
Style	Detachable
Size	Small (Other sizes available: Medium, Large, X-Large)
Color	Black
Material	Polyester (Lining), Stainless Steel (Mesh)
Strap Type	Velcro bandage
Package Dimensions (L x W x H)	13 x 9 x 9 inches
Package Weight	2.3 Pounds
Suggested Users	Unisex-adult
Sport	Fencing
UPC	748521530780

## 9. WARRANTY AND SUPPORT

For any questions, concerns, or support regarding your Gerrit HEMA Fencing Mask, please contact the manufacturer directly. Refer to the product packaging or the retailer's website for specific warranty information and contact details.

Always retain your proof of purchase for warranty claims.

### Related Documents - HEMA Mask

<div><p>WELDING HELMET USER INSTRUCTIONS</p></div>	<p><a href="#">ESAB SAVAGE A40 Welding Helmet User Manual &amp; Instructions</a></p> <p>Comprehensive user manual for the ESAB SAVAGE A40 auto-darkening welding helmet. Learn about operation, safety, maintenance, features, and troubleshooting for optimal protection and performance.</p>
<div><p>BIW2040</p></div>	<p><a href="#">BORMANN BIW2040 Auto Darkening Welding Helmet - User Manual &amp; Specifications</a></p> <p>Comprehensive user manual and technical specifications for the BORMANN BIW2040 auto darkening welding helmet, covering safety, usage, maintenance, and troubleshooting. Learn about shade and sensitivity adjustments, technical specifications, and common troubleshooting steps.</p>
<div><p>Grinding Welding Helmet</p></div>	<p><a href="#">ESAB G40/G50 Grinding Welding Helmet: Safety, Operation, and Technical Data</a></p> <p>This manual provides comprehensive information on the ESAB G40/G50 Grinding Welding Helmet, including essential safety warnings, operating instructions, shade selection guidance, maintenance procedures, detailed parts lists for G40 and G50 models, technical specifications, and certification details.</p>
<div><p>DEKO TOOLS ZVÁRAČÍ PŘEZOR MÁSKA NA POLICE</p><p>CE</p></div>	<p><a href="#">DEKO TOOLS Auto-Darkening Welding Helmet User Manual</a></p> <p>Comprehensive user manual for DEKO TOOLS auto-darkening welding helmets, covering product description, features, technical specifications, operating instructions, maintenance, and troubleshooting. Learn how to safely and effectively use your DEKO TOOLS welding helmet.</p>
<div><p>Automatik. Schweißhelm SGZ.2020 mit LY800F Filter Benutzerhandbuch</p><p>CE</p></div>	<p><a href="#">SGZ.2020 Auto Darkening Welding Helmet with LY800F Filter User Manual</a></p> <p>User manual for the SGZ.2020 Auto Darkening Welding Helmet featuring the LY800F filter. Provides detailed information on features, working principles, technical specifications, installation, operation, and safety precautions.</p>
<div><p>Automatic Welding Helmet PSHL 2 D1 Automatic Schweißhelm PSHL 2 D1 Automatic Welding Helmet PSHL 2 D1</p><p>CE</p></div>	<p><a href="#">PARKSIDE PSHL 2 D1 Automatic Welding Helmet: User Manual &amp; Safety Guide</a></p> <p>Comprehensive user manual and safety instructions for the PARKSIDE PSHL 2 D1 Automatic Welding Helmet. Covers intended use, technical specifications, operation, safety, and troubleshooting for optimal welding protection.</p>

