

## Manuals+

[Q & A](#) | [Deep Search](#) | [Upload](#)

[manuals.plus](#) /

› [Duraflame](#) /

› [Duraflame 4.5 lb, 3-Hour Fire Log Instruction Manual \(Model 06405\)](#)

### Duraflame 06405

## Duraflame 4.5 lb, 3-Hour Fire Log Instruction Manual (Model 06405)

For safe and effective use of Duraflame Indoor/Outdoor Fire Logs.

### INTRODUCTION

This manual provides essential instructions for the safe and proper use of Duraflame 4.5 lb, 3-hour fire logs. These logs are designed for convenient use in indoor open-hearth fireplaces, outdoor fireplaces, and fire pits. Please read all instructions and safety warnings carefully before use.





Image: Duraflame fire logs in their packaging, highlighting indoor/outdoor use and 3-hour burn time.

## IMPORTANT SAFETY WARNINGS

- FOR USE IN OPEN-HEARTH FIREPLACES, OUTDOOR FIREPLACES, OR FIRE PITS ONLY.
- DO NOT USE IN WOOD STOVES OR INSERTS.
- DO NOT USE FOR COOKING.
- KEEP CHILDREN AND PETS AWAY FROM FIRE.
- NEVER LEAVE A BURNING FIRE UNATTENDED.
- Ensure adequate ventilation.
- Place log on a grate in the center of the firebox.
- Do not poke or break apart the log while burning.
- Allow log to burn completely. If extinguishing early, use a fire extinguisher or sand. Do not use water.
- Store logs in a cool, dry place away from heat sources.
- This product contains chemicals known to the State of California to cause cancer and birth defects or other reproductive



harm. Wash hands after handling.

## SETUP AND PREPARATION

---

1. **Inspect Fire Area:** Ensure your fireplace, outdoor fireplace, or fire pit is clean and free of debris. Check that the chimney or vent is clear and unobstructed.
2. **Position Grate:** Place a sturdy fire grate in the center of your firebox or fire pit.
3. **Unwrap Log:** Remove the Duraflame fire log from its outer packaging. **Do not remove the paper wrapper on the log itself.** This wrapper is designed to ignite with the log.
4. **Place Log:** Place one Duraflame fire log on the grate. For optimal burning, ensure it is positioned centrally. Do not place more than one log at a time.



Image: Proper placement of a Duraflame fire log within an indoor fireplace.

## OPERATING INSTRUCTIONS

---

1. **Lighting the Log:** Light the paper wrapper at both ends of the log. Use a long match or lighter to maintain a safe distance.
2. **Ignition Time:** The log is designed for quick lighting, with full flames typically achieved in less than 5 minutes.
3. **Burn Time:** Each Duraflame 4.5 lb fire log provides up to 3 hours of burn time.
4. **Monitoring:** Always supervise the burning log. Do not leave the fire unattended.
5. **Adding Logs:** Do not add additional logs until the previous log has completely burned down and cooled.



Image: A Duraflame fire log burning in an outdoor fire pit, demonstrating its use in an outdoor setting.





Image: Duraflame logs burning in an outdoor fire, with marshmallows being roasted, illustrating the flame quality.

## MAINTENANCE AND STORAGE

- **Ash Disposal:** After the log has completely burned and cooled, dispose of the ashes safely. Ensure no embers remain before disposal.
- **Storage:** Store unused Duraflame fire logs in their original packaging in a cool, dry place, away from direct sunlight and heat sources. Keep them out of reach of children and pets.
- **Cleaner Burning:** Duraflame fire logs burn 80% cleaner than comparable wood fires, producing less creosote and particulate matter. Regular chimney inspection and cleaning are still recommended for indoor fireplaces.





# Burns 80% Cleaner Than Wood

Made from renewable wood sawdust & agricultural fibers



Perfect for an open-hearth fireplace, outdoor fireplace, fire pit, bonfire, or campfire

Image: Duraflame fire logs highlighting their cleaner burning properties compared to traditional wood.

## TROUBLESHOOTING

- **Log Not Lighting:** Ensure the paper wrapper is fully intact and light both ends thoroughly. If the log is damp, allow it to dry in a cool, dry place before attempting to light again.
- **Log Burning Too Fast/Slow:** Ensure proper ventilation. Drafts can cause logs to burn faster. Insufficient airflow can cause slower burning or incomplete combustion. Do not poke or break the log.
- **Excessive Smoke:** Check for proper ventilation. Ensure the chimney or flue is open and clear. Excessive smoke can indicate poor airflow or improper use.

## SPECIFICATIONS

Brand	Duraflame
-------	-----------

Model Number	06405
Log Weight	4.5 pounds (per log)
Burn Time	Up to 3 hours
Ignition Time	Full flames in less than 5 minutes
Material	Renewable fibers, wax, and other combustible, renewable materials
Usage	Indoor open-hearth fireplaces, outdoor fireplaces, fire pits
Certifications	UL-approved safety classification, Chimney Safety Institute of America Accepted Product
UPC	193802362411

**Burns up to 3 hrs**

**Fully lit in 5 mins**

11.75"

13.13"

8"

**duraflame**  
FIRELOGS  
INDOOR  
OUTDOOR

FAST LIGHTING - LIGHTS FULLY IN LESS THAN 5 MINUTES  
ENCENDIDO RÁPIDO - SE ENCIENDE COMPLETAMENTE EN MENOS DE 5 MINUTOS

BURNS CLEANER THAN WOOD  
SE QUEMA MÁS LIMPIAMENTE QUE LA MADERA

3 HOURS\*  
ARDE HASTA 3 HORAS\*

MADE IN USA

4.5 lbs. product weight

MADE IN USA



Image: Dimensions of the Duraflame fire log packaging.

## WARRANTY INFORMATION

Specific warranty details for Duraflame fire logs are not provided in this manual. For information regarding product warranty, please refer to the product packaging or visit the official Duraflame website.

## CUSTOMER SUPPORT

For further assistance or inquiries, please visit the official Duraflame website or contact their customer service department. Contact information can typically be found on the product packaging or the manufacturer's website.

You can visit the Duraflame Store on Amazon: [Duraflame Store](#)

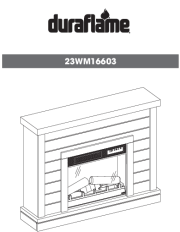




© 2023 Duraflame. All rights reserved. Please use responsibly.

### Related Documents - 06405

	<p><a href="#">Duraflame DFI030ARU Electric Fireplace User Manual and Instructions</a></p> <p>Comprehensive user manual and operating instructions for the Duraflame DFI030ARU electric fireplace, including setup, operation, troubleshooting, and warranty information.</p>
	<p><a href="#">Duraflame DFI-550-39 Electric Fireplace: User Manual, Operation, and Safety Guide</a></p> <p>Official user manual for the Duraflame DFI-550-39 electric fireplace. Includes setup, operation, safety precautions, troubleshooting, maintenance, parts, and warranty information.</p>
	<p><a href="#">Duraflame 18WM30048 Electric Fireplace: Operating Instructions and Manual</a></p> <p>This document provides comprehensive operating instructions, safety guidelines, troubleshooting tips, warranty information, and maintenance advice for the Duraflame 18WM30048 electric fireplace. Learn how to operate power, flame, heater, timer, and light functions, and find solutions for common issues.</p>



	<p><a href="#">Duraflame 23WM16603 Electric Fireplace User Manual</a></p> <p>Comprehensive user manual for the Duraflame 23WM16603 Electric Fireplace, covering assembly, operation, safety, maintenance, troubleshooting, and warranty information. Includes detailed instructions and specifications.</p>
	<p><a href="#">Duraflame 18IRM2232 Electric Fireplace User Manual and Troubleshooting Guide</a></p> <p>Comprehensive guide for the Duraflame 18IRM2232 electric fireplace, including setup, operation, troubleshooting, maintenance, and warranty information. Learn how to use the Spectrafire flame effects, timer, and heater.</p>
	<p><a href="#">Duraflame Electric Fireplace 18II210GRA, 23II210GRA User Manual and Instructions</a></p> <p>Comprehensive user manual for Duraflame electric fireplaces models 18II210GRA and 23II210GRA. Includes getting started, safety instructions, operation, troubleshooting, parts list, maintenance, FCC information, battery replacement, and warranty details.</p>

Documents - Duraflame – 06405

[\[pdf\]](#) Installation Guide Guide Catalog

Sarah Solari Indoor Outdoor Firelogs 4 5 lbs 6 Pack Installation Guide Duraflame 06405 041137064053 0041137064053 1006227832 7825dd5f 8b18 4223 ab5e e81fd7e6197c images thdstatic catalog Images 78 |||

Installation Guide Not Available ...

lang: score:24 filesize: 34.62 K page\_count: 1 document date: 2021-02-18

Installation Guide Not Available