

Lrecat i21

Lrecat i21 Wireless Earbud Sport User Manual

Model: i21
Brand: Lrecat

INTRODUCTION

Thank you for choosing the Lrecat i21 Wireless Earbud Sport. These earbuds are designed to provide a superior audio experience with advanced features like Bluetooth 5.3 connectivity, extended battery life, and a secure, waterproof design, making them ideal for sports and daily use. Please read this manual carefully to ensure proper use and maintenance of your earbuds.

PACKAGE CONTENTS

Please check the package for the following items:

- 2x Wireless Earbuds (Left/Right)
- 1x Charging Case
- 1x Type-C Charging Cable
- 3x Eartips (S/M/L)
- 1x User Manual



Image: The Lrecat i21 Wireless Earbuds shown inside their charging case, displaying the dual LED power display.

PRODUCT OVERVIEW

The Lrecat i21 earbuds feature an ergonomic design with flexible ear hooks for a secure and comfortable fit during various activities. They incorporate 14.2mm double-layer diaphragm drivers for high-fidelity sound and environmental noise-canceling microphones for clear calls.

CRYSTAL CLEAR SOUND



Image: An exploded diagram illustrating the internal components of the Lrecat i21 earbud, highlighting the 14.2mm speaker driver unit.



SMART TOUCH CONTROL

Charging Case Power Display
Earphones Power Screen
Control Touch Area



Play/Pause:
Click Once (L/R)



Siri:
Three clicks (L/R)



Previous Song:
Hold on 1S (L)



Next Song:
Hold on 1S (R)



Volume -:
Double click (L)



Volume +:
Double click (R)



Answer:
Click Once (L/R)



Hang Up:
Press and hold (L/R)

Image: A visual guide to the smart touch control area on the earbuds, showing functions like play/pause, volume adjustment, track skipping, call handling, and voice assistant activation.

SETUP

1. Charging the Earbuds and Case

Before first use, fully charge the earbuds and the charging case. The charging case features a dual LED digital display to show the remaining power of the case and the charging status of each earbud.

- Place the earbuds into the charging case.
- Connect the Type-C charging cable to the charging port on the case and a power source.
- The LED display will indicate charging progress. A full charge provides up to 8 hours of listening time for each earbud, with the charging case extending total playtime to 48 hours.

48HRS LONG PLAYTIME

Individual LED Battery Display



6-8Hrs
Single Charge



48Hrs
Charging Case



1.5Hrs
Fast Charging



TYPE-C
Fast Charging



Image: A graphic illustrating the 48-hour total playtime with the charging case and the dual LED power display on the case.

2. Bluetooth Pairing

The earbuds utilize advanced Bluetooth 5.3 technology for a fast and stable connection.

1. First-time Pairing:

- Open the charging case, and the earbuds will automatically enter pairing mode.
- On your device (smartphone, tablet, etc.), enable Bluetooth.
- Search for "i21" in the list of available Bluetooth devices and select it to connect.
- Once connected, you will hear a confirmation tone, and the earbuds will be ready for use.

2. Auto Pairing: After the first successful pairing, the earbuds will automatically connect to your last paired device when you take them out of the charging case.




Image: A visual representation of the one-step pairing process, showing the earbuds connecting to a smartphone after being taken out of the case.

Bluetooth 5.3 & Stable Sound



Image: A graphic highlighting the benefits of Bluetooth 5.3 technology, including faster connection, stronger signal, lower power consumption, and a 15-meter transmission range.

Your browser does not support the video tag.

Video: An official product video demonstrating the features of the Lrecat i21 Wireless Headphones, including charging, battery life, IP7 waterproof rating, 14.2mm speaker drivers, ergonomic design, touch controls, and Bluetooth 5.3 quick connect.

OPERATING INSTRUCTIONS


1. Wearing the Earbuds

The Lrecat i21 earbuds are designed with flexible and soft ear hooks to ensure a secure and comfortable fit, especially during physical activity. Choose the correct size of eartips (S/M/L) for optimal comfort and sound quality.

Secure & Comfortable Fit



Soft Earhooks



Replacement Eartips



Ergonomic Design



Image: A graphic demonstrating the secure and comfortable fit of the earbuds, highlighting the soft ear hooks, replacement eartips (S/M/L), and ergonomic design.

2. Touch Controls

The earbuds feature intuitive touch controls for easy management of music and calls.

Function	Action (Left Earbud)	Action (Right Earbud)
Play/Pause	Click Once	Click Once
Siri/Voice Assistant	Three Clicks	Three Clicks
Previous Song	Hold on 1s	N/A
Next Song	N/A	Hold on 1s
Volume -	Double Click	N/A
Volume +	N/A	Double Click

Function	Action (Left Earbud)	Action (Right Earbud)
Answer Call	Click Once	Click Once
Hang Up Call	Click Once	Click Once

3. IP7 Waterproof Rating

The earbuds have an IP7 waterproof rating, making them resistant to sweat, rain, and minor water splashes. This makes them suitable for workouts, sports, and outdoor activities. *Note: The charging case is not waterproof. Do not submerge the earbuds or case in water.*



Image: A visual showing the earbuds being splashed with water, indicating their IP7 waterproof and sweatproof capabilities for use in rainy conditions, during workouts, or with minor splashes.

- **Cleaning:** Regularly clean the earbuds and charging case with a soft, dry, lint-free cloth. Do not use harsh chemicals or abrasive materials.
- **Eartips:** Remove the eartips and clean them with water and mild soap if necessary. Ensure they are completely dry before reattaching.
- **Storage:** When not in use, store the earbuds in their charging case to protect them and keep them charged. Store in a cool, dry place away from extreme temperatures.
- **Battery Care:** To prolong battery life, avoid fully discharging the earbuds and case frequently. Charge them regularly, even if not in constant use.

TROUBLESHOOTING

Problem	Possible Solution
Earbuds not charging	<ul style="list-style-type: none"> ◦ Ensure the charging cable is securely connected to both the case and the power source. ◦ Check if the charging contacts on the earbuds and inside the case are clean and free of debris. ◦ Try a different charging cable or power adapter.
Earbuds not pairing/connecting	<ul style="list-style-type: none"> ◦ Ensure Bluetooth is enabled on your device. ◦ Make sure the earbuds are fully charged. ◦ Place the earbuds back into the case, close it, then open it again to re-enter pairing mode. ◦ Forget "i21" from your device's Bluetooth settings and try pairing again. ◦ Ensure the earbuds are within the 48-foot Bluetooth range of your device.
Only one earbud working	<ul style="list-style-type: none"> ◦ Place both earbuds back into the charging case, close the lid, wait a few seconds, then open the lid and take them out simultaneously. ◦ Ensure both earbuds are charged. ◦ Reset the earbuds (refer to specific reset instructions if available, otherwise try forgetting and re-pairing).
Poor sound quality/low volume	<ul style="list-style-type: none"> ◦ Adjust the volume on both your device and using the earbud touch controls. ◦ Ensure the eartips are properly seated in your ear for a good seal. Try different sized eartips. ◦ Clean any earwax or debris from the earbud nozzles. ◦ Move closer to your device to avoid interference.

SPECIFICATIONS

Feature	Detail
Model Name	i21
Bluetooth Version	5.3
Bluetooth Range	Up to 48 feet (approx. 15 meters)
Single Earbud Playtime	Up to 8 hours
Total Playtime (with charging case)	Up to 48 hours
Charging Case Battery Capacity	445mAh
Speaker Driver Size	14.2mm
Water Resistance Rating	IP7 (Earbuds only)
Control Type	Touch Control
Microphone	Built-in with Environmental Noise Cancelling (ENC)
Charging Port	Type-C
Earpiece Shape	Ear hook and ear tip
Weight	4.2 ounces (total package)

WARRANTY AND SUPPORT





Lrecat is committed to providing high-quality products and excellent customer service.

- **Warranty:** This product comes with a 2-year warranty.
- **Return Policy:** We offer a 30-day return policy. Customer satisfaction is our priority.
- **Customer Support:** Our team is available 24 hours to answer your questions, resolve issues, and provide assistance. For warranty claims or support, please contact us via your purchase platform.



Image: A graphic detailing Lrecat's customer support, including 24-hour support, 30-day return policy, and 2-year warranty information.

Related Documents - i21

	<p>Manuale Utente Cuffie Bluetooth Sport i21</p> <p>Guida completa per le cuffie Bluetooth Sport i21, che copre l'accoppiamento, le funzioni dei pulsanti, la ricarica, la risoluzione dei problemi e le specifiche tecniche. Include istruzioni dettagliate per un'esperienza audio wireless ottimale.</p>
	<p>J52 Wireless Earbuds Instruction Manual</p> <p>Comprehensive instruction manual for J52 Wireless Earbuds, covering setup, operation, troubleshooting, specifications, and package contents. Learn how to connect, use touch controls, and maintain your earbuds.</p>
	<p>J52 Wireless Earbuds Instruction Manual</p> <p>Instruction manual for J52 Wireless Earbuds, covering setup, operation, and troubleshooting.</p>
	<p>i21 True Wireless Stereo Earphones User Manual</p> <p>User manual for the i21 True Wireless Stereo Earphones, detailing features, usage, specifications, and troubleshooting. Includes Bluetooth 5.1 connectivity, touch controls, and compatibility with various devices.</p>