

Manuals+

[Q & A](#) | [Deep Search](#) | [Upload](#)

manuals.plus /

> [SKG](#) /

> [SKG K5-3 Professional Neck Massager User Manual](#)

SKG K5-3 PRO

SKG K5-3 Professional Neck Massager

Model: K5-3 PRO | Brand: SKG

INTRODUCTION

Thank you for choosing the SKG K5-3 Professional Neck Massager. This device is designed to provide effective neck massage and relief through advanced technology, including vibration, pulse, and heat therapy. Please read this manual thoroughly before use to ensure safe and optimal operation.

IMPORTANT SAFETY WARNINGS

To prevent injury or damage to the device, always adhere to the following safety guidelines:

- **Do not use the massager on open wounds, inflamed areas, or skin lesions.**
- **Stop using the device immediately if you experience any discomfort, pain, or unusual sensations.**
- **Avoid using the massager while sleeping or in situations where you might fall asleep.**
- **Keep the massager away from water and do not immerse it in any liquid. Do not use it in damp environments.**
- Consult a physician before use if you have pre-existing medical conditions, are pregnant, have a pacemaker, or any other medical implant.
- Do not disassemble, repair, or modify the device yourself. Contact authorized service personnel for any repairs.
- Keep out of reach of children.
- Use only the provided charging cable and adapter.

PRODUCT OVERVIEW

The SKG K5-3 Neck Massager features an ergonomic design for comfortable wear and effective massage. It integrates multiple massage technologies to provide comprehensive neck relief.



Figure 1: SKG K5-3 Professional Neck Massager. This image shows the overall design of the massager, highlighting the four massage heads with glowing red and blue lights, indicating active therapy.

EINZIGARTIGES DESIGN & BESSERE ERFAHRUNG




Verbesserter Massagekopf
aus Wolframstahl



Rollentyp mit
Ein-Knopf-Bedienung



Hautfreundliches
Silikon-Design



Intelligente Anpassung
der Massageempfindung

Figure 2: Detailed view of the massager's controls and massage heads. This image illustrates the improved tungsten steel massage head, the roller-type one-button operation, skin-friendly silicone design, and intelligent adjustment of massage sensation.

Components:

- **Main Unit:** The U-shaped body that fits around the neck.
- **Massage Heads:** Four integrated massage heads providing vibration and pulse therapy.
- **Red Light Therapy Pads:** Integrated areas for heat therapy.
- **Control Panel:** Buttons for power, mode selection, and intensity adjustment.
- **USB-C Charging Port:** For recharging the device.

Controls:

- **Power Button:** Press and hold to turn on/off. Short press to switch modes.
- **Intensity Buttons (+/-):** Adjust massage intensity.
- **Heat Button:** Activates/deactivates or adjusts heat levels.

SETUP

1. **Charge the Device:** Before first use, fully charge the massager. Connect the USB-C cable to the device and a suitable power adapter (not included). The charging indicator will show the charging status. A full charge takes approximately 3.5 hours.
2. **Clean the Neck Area:** Ensure your neck is clean and dry before placing the massager.
3. **Position the Massager:** Place the massager around your neck, ensuring the massage heads make good contact with your skin. Adjust for a comfortable fit.

OPERATING INSTRUCTIONS

1. **Power On:** Press and hold the Power button for a few seconds until the device turns on and the indicator lights illuminate.
2. **Select Mode:** Short press the Power button to cycle through the available massage modes. The device offers 5 distinct massage modes.
3. **Adjust Intensity:** Use the '+' and '-' buttons to increase or decrease the massage intensity. There are 3 vibration levels and 9 pulse levels.
4. **Activate Heat Therapy:** Press the dedicated Heat button to turn on the red light heat function. Press again to cycle through heat levels or turn off. The heat function offers 3 levels (96.8°F - 111.2°F).
5. **Automatic Shutdown:** For safety and energy saving, the device will automatically shut off after 15 minutes of continuous operation.
6. **Power Off:** Press and hold the Power button again for a few seconds to turn off the device manually.


MODES AND FEATURES

The SKG K5-3 offers a variety of features to customize your massage experience:

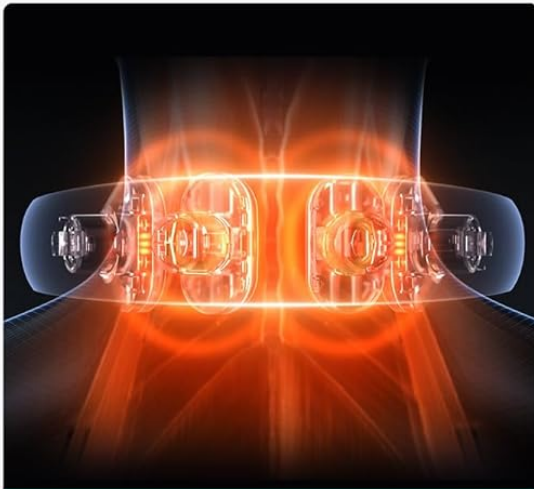
Infrarot-Vibrationspuls-Nackenmassagegerät zur Schmerzlinderung



Nackenmassage & -traktion



3 Vibrationsstufen + 9 Pulsstufen



Großflächige Rote Lichtwärme



5 Massage-Modi

Figure 3: Overview of key features including neck massage & traction, 3 vibration levels + 9 pulse levels, large area red light heat, and 5 massage modes.

5 Massage- Modi

Eine Vielzahl von Massagekombinationen,
um Ihren unterschiedlichen Bedürfnissen gerecht zu werden.



Figure 4: Illustration of the 5 distinct massage modes, offering a variety of massage combinations to meet different user needs.

- **5 Massage Modes:** Choose from various pre-programmed massage combinations to target different needs, from gentle relaxation to deep tissue relief.
- **3 Vibration Levels:** Adjust the intensity of the vibration massage for personalized comfort.
- **9 Pulse Levels:** Experience different levels of electrical pulse stimulation for effective muscle relaxation and pain relief.
- **Red Light Heat Therapy:** Features 12 red light beads and 3-stage warming (96.8°F - 111.2°F) with 3-second rapid heating to soothe muscles and improve circulation.


Rotlicht-Wärme-Kissen mit großer Fläche



12 rote
Lichtperlen



3-stufige Erwärmung
(96.8°F - 111.2°F)



3S-Schnelle
Aufheizung



Figure 5: Visual representation of the red light heat therapy, showing the 12 red light beads and the heated area on the neck, along with diagrams illustrating its effect on cervical spine and nerves.

- **Automatic Impulse Traction:** Designed to reduce neck pressure and provide impulse massage for stretching and relaxing neck muscles.

Automatische Impuls-Traktion

zur Reduzierung des Nackendrucks

Impuls-Massage zur
Dehnung und
Entspannung
der Nackenmuskulatur




Figure 6: Depiction of the automatic impulse traction feature, showing how it aids in stretching and relaxing neck musculature.

CHARGING

The SKG K5-3 is equipped with a 1000mAh battery for portable use.

- **Battery Capacity:** 1000mAh.
- **Working Time:** Approximately 90 minutes on a full charge.
- **Charging Time:** Approximately 3.5 hours for a full charge.
- **Charging Port:** Type-C USB.
- **Automatic Shutdown:** The device automatically turns off after 15 minutes of use to conserve battery.

and for safety.

1000mAh AKKU 90 MIN ARBEITSZEIT



Typ-C-Anschluss



Automatische
Abschaltung nach
15 Minuten



Ladezeit:
3.5 Stunden



Figure 7: Visual summary of battery specifications, including 1000mAh capacity, 90 minutes working time, Type-C port, 15-minute auto-shutdown, and 3.5 hours charging time.

MAINTENANCE AND CARE

- **Cleaning:** Wipe the device with a soft, slightly damp cloth after each use. Do not use abrasive cleaners or immerse in water.
- **Storage:** Store the massager in a cool, dry place away from direct sunlight and extreme temperatures.

- **Battery Care:** To prolong battery life, avoid fully discharging the battery frequently. Charge it regularly, even if not in use for extended periods.

TROUBLESHOOTING

Problem	Possible Cause	Solution
Device does not turn on.	Battery is low or depleted.	Charge the device fully.
No sensation during use.	Poor contact with skin; Intensity too low.	Ensure massage heads are firmly against the skin. Increase intensity using the '+' button.
Device turns off unexpectedly.	Automatic 15-minute shutdown; Low battery.	This is normal operation. If it happens before 15 minutes, recharge the device.
Heat function not working.	Heat function not activated; Device malfunction.	Press the Heat button to activate. If still not working, contact customer support.

SPECIFICATIONS

Feature	Detail
Model Number	K5-3 PRO
Brand	SKG
Dimensions (L x W x H)	18 x 6 x 17 cm (7.09 x 2.36 x 6.69 inches)
Weight	390 grams (0.86 lbs)
Material	Plastic
Color	White
Battery Type	1000mAh, Type-C rechargeable
Massage Therapy Technique	Vibrations, Pulse, Heat
Water Resistance Level	Not waterproof
Automatic Shut-off	15 minutes
UPC	755752492879

WARRANTY AND SUPPORT

SKG products are manufactured with high quality standards. For warranty information, technical support, or service inquiries, please refer to the warranty card included with your product or visit the official SKG website. Please retain your proof of purchase for warranty claims.

For further assistance, you may contact SKG customer service through their official channels.

