

CINCOM CM-096H-UL-USA

CINCOM Hand Massager with Heat and Compression

Model: CM-096H-UL-USA

1. INTRODUCTION

Thank you for choosing the CINCOM Hand Massager. This device is designed to provide soothing relief and relaxation for your hands through a combination of air compression, kneading, and heat therapy. It is ideal for alleviating discomfort associated with daily activities, arthritis, and carpal tunnel symptoms, while also improving circulation.

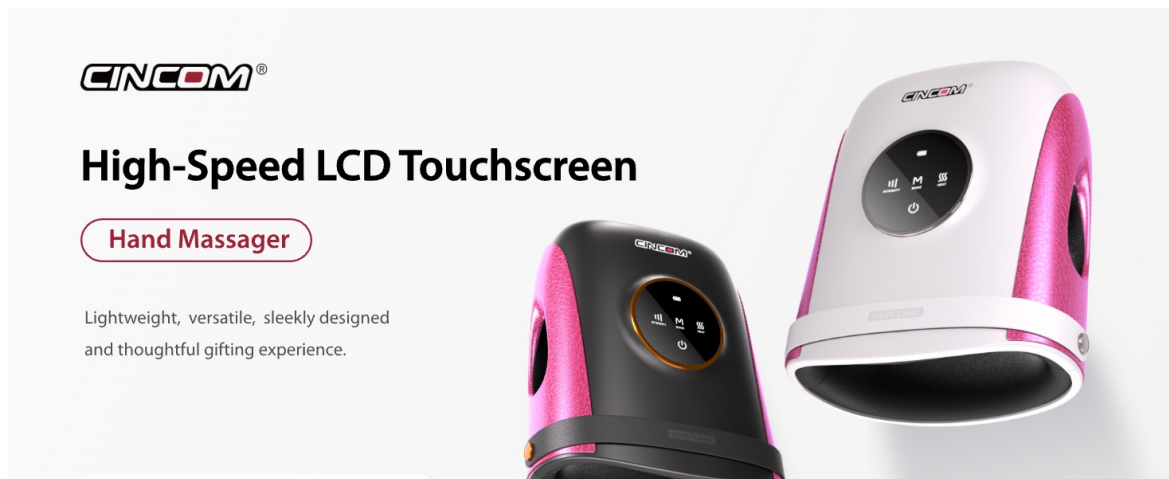


Image: The CINCOM Hand Massager featuring its intuitive touchscreen interface.

2. SAFETY INFORMATION

Please read all safety instructions carefully before using the device. Failure to do so may result in injury or damage to the product.

- Do not use on broken or injured skin.
- Be cautious of heat settings to avoid burns.

- Unplug the device when not in use.
- Keep the device away from water.
- Do not use while sleeping or lying down.
- Statements regarding dietary supplements have not been evaluated by the FDA and are not intended to diagnose, treat, cure, or prevent any disease or health condition.

3. PRODUCT FEATURES

- **Multiple Massage Modes:** Enjoy a variety of customizable settings, including kneading, air compression, and soothing heat to relieve stress and discomfort in the palms, fingers, and knuckles.
- **Heat Therapy:** Dual heating elements provide soothing warmth that helps to reduce muscle tension, improve circulation, and alleviate arthritis and carpal tunnel symptoms.
- **Finger Air Pressure:** Ergonomically designed to apply gentle air pressure to each finger for targeted relief and relaxation, ensuring effective therapy for all areas from your fingertips to your palms.
- **3 Intensity Levels:** Customize your experience with three adjustable intensity settings to control the pressure and strength of your massage.
- **Portable & Cordless:** Rechargeable and cordless design allows for easy use at home, in the office, or on the go.

4. COMPONENTS (WHAT'S IN THE BOX)

What's in the box?

- 1, Hand Massager
- 2, 5V / 2A Power Adapter
- 3, Type-C Cable
- 4, User Manual
- 5, Packing Box



Image: All items included in the product packaging.

1. CINCOM Hand Massager Unit
2. 5V / 2A Power Adapter
3. Type-C USB Cable
4. User Manual
5. Packing Box

5. SETUP

Initial Charging

Before first use, fully charge the hand massager. Connect the provided Type-C USB cable to the device and the 5V/2A power adapter to a wall outlet. The battery indicator on the touchscreen will show charging status. A full charge typically provides 3-5 hours of use.



Image: Battery indicator and USB-C charging port.

6. OPERATING INSTRUCTIONS

Controls Overview

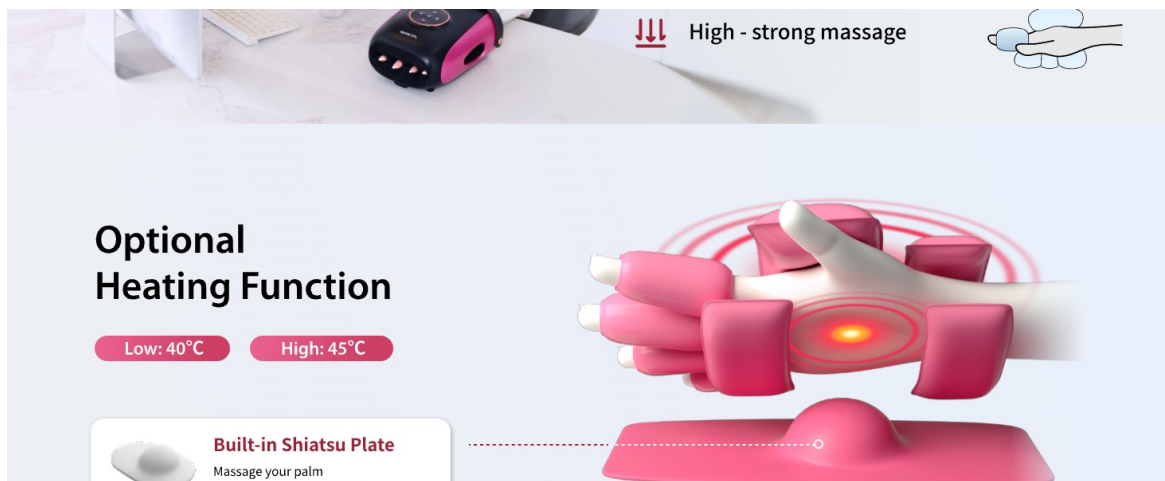


Image: High-Speed LCD Touchscreen with control icons.

- **Power Button:** Press to turn the device ON/OFF.
- **Intensity Button:** Adjusts the massage strength (3 levels: Low, Medium, High).
- **Mode Button:** Selects different massage programs (3 modes: Soothing, Vitality, Relaxation).
- **Heat Button:** Activates or deactivates the heat function (2 levels: Low, High).

Using the Massager

1. Insert your hand into the massager, ensuring your palm and fingers are comfortably positioned.

2. Press the Power button to turn on the device.
3. Select your desired massage mode using the 'Mode' button.
4. Adjust the intensity level with the 'Intensity' button.
5. Activate the heat function by pressing the 'Heat' button and choose your preferred level.
6. The device features an automatic shut-off after 20 minutes for safety and convenience.

Targeted Relief

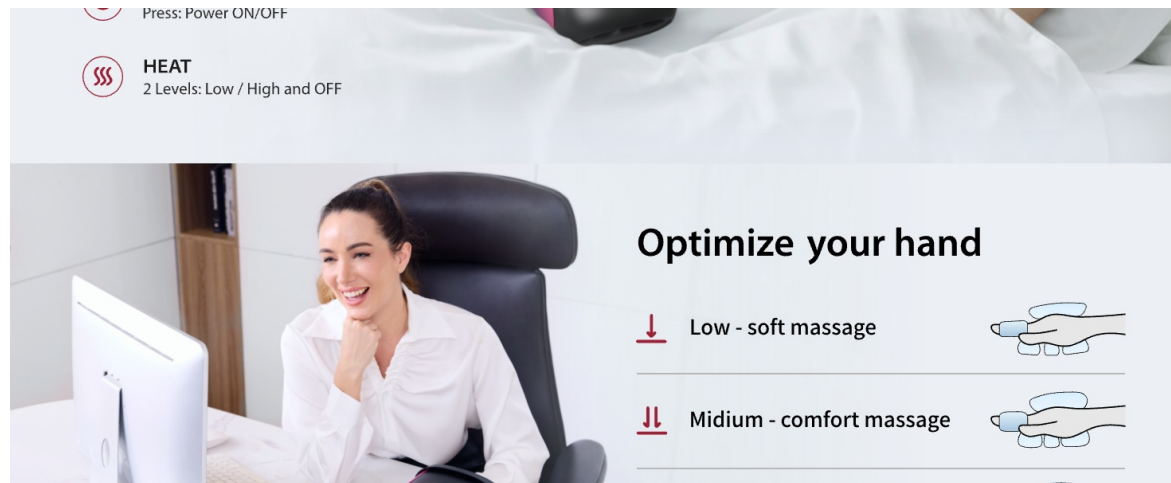


Image: Intelligent 4D Air Compression Technology for comprehensive hand massage.

The massager utilizes intelligent 4D air compression technology to target specific areas of your hand, including fingers, palm, and wrist, providing a comprehensive massage experience.

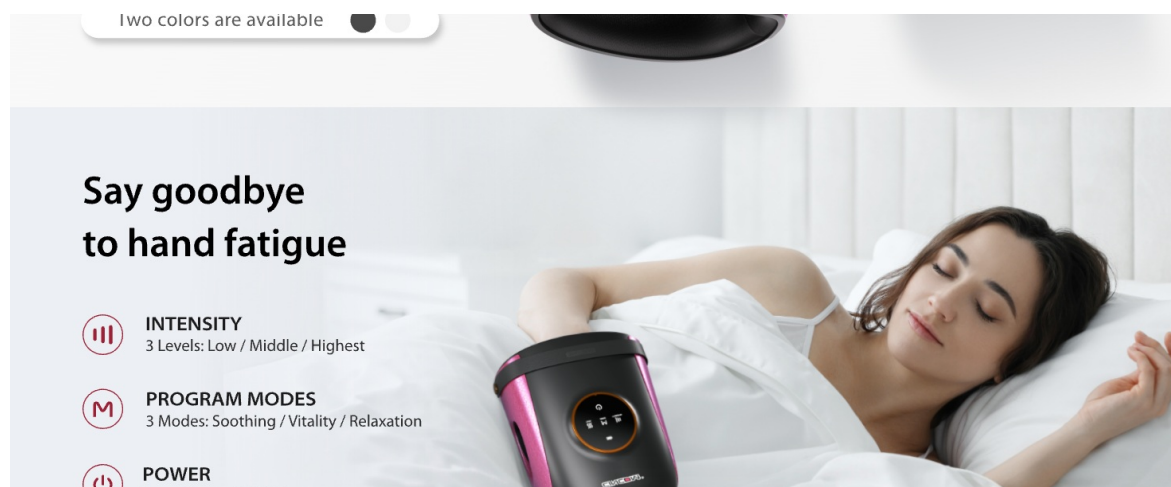


Image: Constant Heat Comfort for pain relief across the hand.

7. CHARGING

The CINCOM Hand Massager is equipped with a built-in rechargeable battery. Use the provided Type-C USB cable and power adapter for charging. A full charge takes approximately 3-5 hours and provides extended cordless use.

8. MAINTENANCE

- Clean the device with a soft, damp cloth. Do not use abrasive cleaners or immerse in water.

- Store the massager in a cool, dry place away from direct sunlight.
- Ensure the device is fully charged before long-term storage to maintain battery health.

9. TROUBLESHOOTING

If you experience any issues with your CINCOM Hand Massager, please consider the following:

- **Device not turning on:** Ensure the battery is fully charged.
- **Weak massage:** Check the intensity setting and adjust to a higher level if needed.
- **No heat:** Verify that the heat function is activated and set to the desired level.
- **Unusual noise:** Discontinue use and contact customer support.

For further assistance, please refer to the contact information in the Warranty & Support section.

10. SPECIFICATIONS



Product Specification

Model: **CM-096H**

Dimensions: **8.3*7.1*3.9 in**

Weight: **2.7lbs**

Battery Capacity: **3000mah**

Fully Charged Use: **3~5 hours**

Automatic Timing: **20 minutes**

Minutes Noise: **< 60dB**

Heat Temperature: **93°F ~ 109°F**

Image: Detailed product specifications.

Feature	Detail
Product Dimensions	7.9 x 5.9 x 4 inches
Item Weight	2.82 Pounds
Item Model Number	CM-096H-UL-USA
Power Source	Corded Electric (for charging)

Battery	2 AA batteries required (included) - <i>Note: This seems to be an error in the source data, as other features mention rechargeable and cordless. The device is rechargeable.</i>
Special Features	Auto Shut-Off, Cordless, Portable, Quiet, Rechargeable
Massage Therapy Technique	Compression, Kneading, Rolling, Vibration
Target Use Body Part	Finger, Hands
Material Type	Plastic
Manufacturer	CINCOM

11. WARRANTY & SUPPORT

For warranty information or customer support, please contact CINCOM directly through their official website or the retailer where the product was purchased. Keep your purchase receipt as proof of purchase.