

CuPiLo ad6876b9-f11c-4f65-91fa-13ea8f36ca46

CuPiLo Back Massager Pad with Heat (Model ad6876b9-f11c-4f65-91fa-13ea8f36ca46) Instruction Manual

This manual provides detailed instructions for the safe and effective use of your CuPiLo Back Massager Pad with Heat.

1. IMPORTANT SAFETY INFORMATION

Please read all instructions carefully before using the CuPiLo Back Massager Pad. Retain this manual for future reference.

General Safety Precautions:

- Do not use this product near water or in damp environments.
- Always unplug the massager from the power outlet when not in use or before cleaning.
- Keep the massager away from direct heat sources and sharp objects.
- Do not use if the power cord or plug is damaged.
- Consult a physician before use if you have any medical conditions, are pregnant, or have a pacemaker.
- This appliance has an overheat protection system and a 30-minute auto shut-off feature for the heated massage pads to ensure safety.
- Do not use the massager for more than 30 minutes at a time to prevent overheating and potential discomfort.

2. PACKAGE CONTENTS

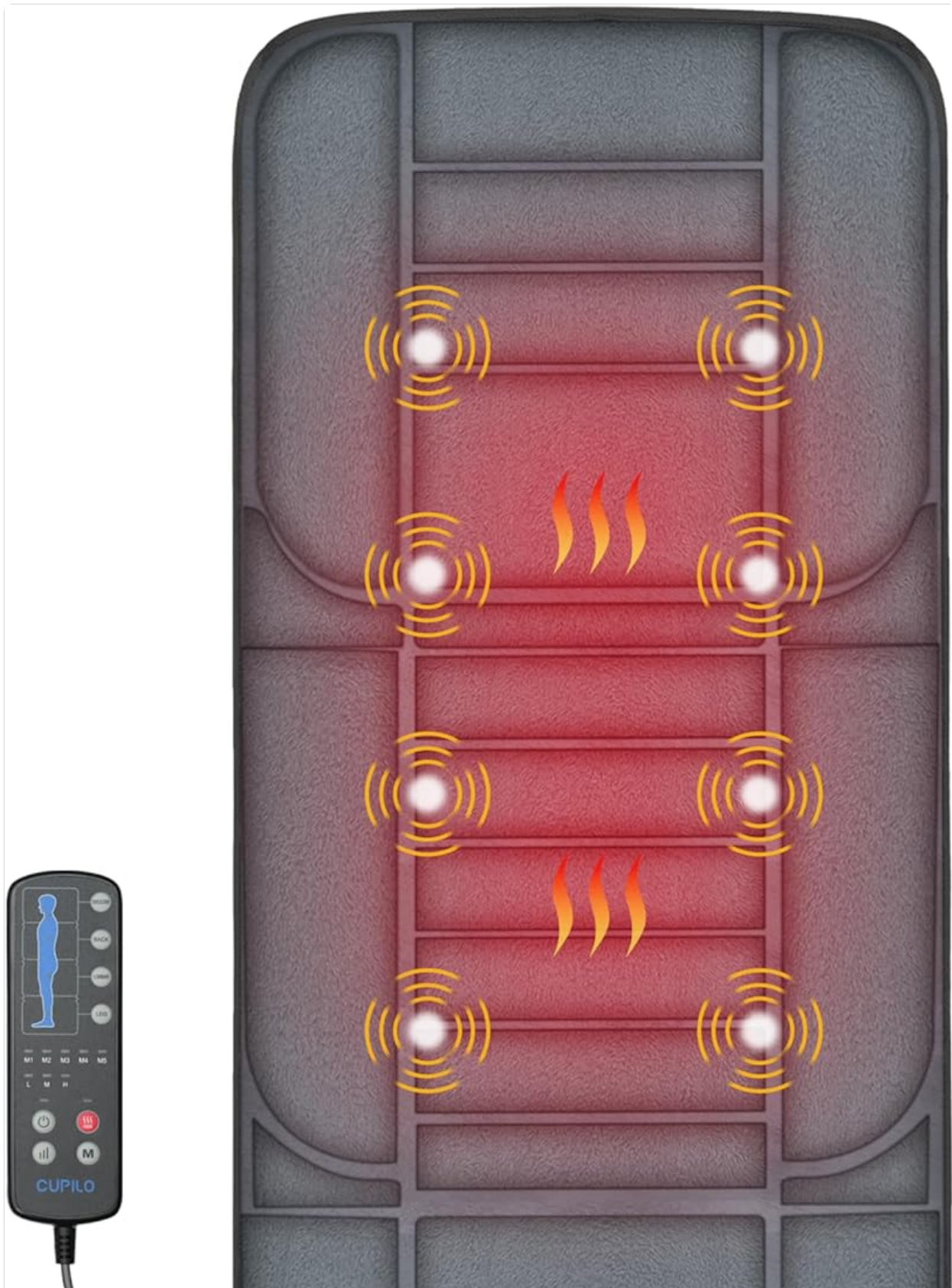
Upon opening your CuPiLo Back Massager Pad box, please ensure all the following items are present:


- CuPiLo Back Massager Pad
- Wired Remote Control
- Power Adapter

- User Manual (this document)

3. PRODUCT OVERVIEW

The CuPiLo Back Massager Pad is designed to provide a personalized vibrating massage with soothing heat therapy for various body regions. It features 10 vibrating motors and two built-in heating units.






This image displays the full length of the CuPiLo Back Massager Pad, highlighting its 10 vibrating motors and integrated heat zones. The wired remote control is visible, allowing for easy operation.

4. SETUP INSTRUCTIONS

1. **Unpack:** Carefully remove the massager pad, remote control, and power adapter from the packaging.
2. **Position:** Lay the massager pad flat on a bed, sofa, chair, or floor, ensuring it is on a stable surface.
3. **Connect Power:** Connect the power adapter to the massager pad's power input. Then, plug the power adapter into a standard electrical outlet.
4. **Remote Control:** The remote control is wired to the massager pad. Ensure it is easily accessible for operation. There is a storage pocket on the side of the mat for the remote.

5. OPERATING INSTRUCTIONS

The CuPiLo massager pad is operated using the wired remote control. Familiarize yourself with the remote's functions:



A clear diagram illustrating the functions of the remote control. It shows buttons for power, intensity levels (Low, Medium, High), heat settings, five pre-programmed massage modes (M1-M5), and specific body regions (Shoulder, Back, Lumbar, Leg) for targeted massage.

Remote Control Functions:

- **ON/OFF Button:** Press to turn the massager pad on or off.
- **INTENSITY Button:** Press to cycle through three vibration intensity levels: Low, Medium, and High.
- **MODE Button:** Press to select one of the five pre-programmed massage modes (M1-M5). Each mode offers a different vibration pattern.
- **HEAT Button:** Press to cycle through High heat, Low heat, or turn the heat function off. The heat function can be used independently of the massage.
- **Massage Region Buttons:** Individual buttons allow you to select specific massage regions: Shoulder, Back, Lumbar, and Leg. Each region can be turned on or off as desired, even while a mode is active.
Note: The 'LEG' button controls both leg and feet regions.

Video Demonstrations:

This short video illustrates the whole body vibration massage provided by the CuPiLo massager pad, showing how the 10 vibration motors target different areas of the body for a relaxing experience.

This video shows the remote control in action, demonstrating how users can select and deselect specific massage regions (shoulders, back, lumbar, legs) to customize their massage experience.

6. USAGE SCENARIOS

The flexible and foldable design of the CuPiLo massager pad allows for versatile use in various settings:

Multi - Scenario Use



A visual guide demonstrating the versatility of the massager pad, showing it in use as a back cushion on a bed, laid flat for full body relaxation on a bed, positioned on a sofa for seated massage, and used as a chair pad.

- **On a Bed:** Lie down for a full-body relaxing massage.
- **On a Sofa or Recliner:** Enjoy a comfortable massage while sitting.
- **On the Floor:** Use it for targeted relief or full-body relaxation.

7. CARE AND MAINTENANCE

- **Cleaning:** Unplug the massager before cleaning. Wipe the surface with a soft, slightly damp cloth. Do not immerse the massager in water or use harsh chemical cleaners.
- **Storage:** The massager pad features a foldable design for easy storage. Fold it neatly and store it in a cool, dry place away from direct sunlight and moisture.
- **Material:** The massager mat is made of Optics plush material, providing a soft and cozy touch. Handle with care to maintain its quality.

Product Details



This image provides a visual representation of the massager pad's dimensions when laid flat (53 inches long, 20 inches wide) and when folded for storage (17 inches long, 12.5 inches wide, 6.8 inches high). It also features a close-up of the soft plush polyester knit fabric and the convenient storage pocket for the hand controller.

8. SPECIFICATIONS

Feature	Detail
Product Dimensions	17.76 x 13.28 x 7.76 inches (folded); 53 inches long (unfolded)
Item Weight	4.61 Pounds
Material	Short Plush Composite Sponge
Power Source	Corded Electric
Massage Zones	10 Vibrating Motors (Shoulder, Back, Lumbar, Leg)

Heat Function	2 Heating Units with Overheat Protection and 30-min Auto Shut-off
Intensity Levels	3 (Low, Medium, High)
Massage Modes	5 Pre-programmed
Model Number	ad6876b9-f11c-4f65-91fa-13ea8f36ca46

9. TROUBLESHOOTING

If you encounter any issues with your CuPiLo Back Massager Pad, please try the following:

- **No Power:** Ensure the power adapter is securely plugged into both the massager and a working electrical outlet.
- **No Vibration/Heat:** Check if the specific massage regions or heat function are activated on the remote control.
- **Automatic Shut-off:** The heat function has a 30-minute auto shut-off for safety. If the unit stops unexpectedly, it may be due to this feature or overheat protection. Allow it to cool down before resuming use.

If problems persist, please contact CuPiLo customer support for assistance.

10. WARRANTY AND SUPPORT

For warranty information or technical support, please refer to the warranty card included with your product or visit the official CuPiLo website. Our customer service team is available to assist you with any questions or concerns regarding your massager pad.