

## Tracer TW7-BL FUN

# Tracer TW7-BL FUN Smartwatch User Manual

Model: TW7-BL FUN (TRAFON47134)

## 1. INTRODUCTION

---

Welcome to the user manual for your Tracer TW7-BL FUN Smartwatch. This device is designed to enhance your daily life by combining convenience, style, and advanced health and fitness tracking features. Please read this manual carefully to understand the full capabilities of your smartwatch and ensure proper usage and maintenance.

The Tracer TW7-BL FUN features a 1.83-inch HD touchscreen, Bluetooth 5.0 connectivity for calls and notifications, multiple sport modes, and comprehensive health monitoring including heart rate, blood oxygen saturation, steps, and sleep tracking. It also boasts an IP65 water resistance rating, making it suitable for everyday use.



Figure 1: Tracer TW7-BL FUN Smartwatch. This image shows the smartwatch with a blue strap, displaying the time, date, heart rate, and step count on its main screen.

## 2. PACKAGE CONTENTS

---

Upon opening the package, please verify that all the following items are included:

- Tracer TW7-BL FUN Smartwatch (with strap)
- Charging Cable (clip-type)
- User Manual



Figure 2: Retail packaging of the Tracer TW7-BL FUN Smartwatch. The box highlights key features like BT 5.0, heart pulse, sport modes, and IP65 rating.

## 3. SETUP

### 3.1 Charging the Smartwatch

Before initial use, fully charge your smartwatch. Connect the provided clip-type charging cable to the charging contacts on the back of the watch and plug the USB end into a standard USB power adapter (not included) or a computer's USB port.

- Ensure the charging contacts are clean and dry.
- A charging indicator will appear on the screen.
- Full charge typically takes approximately 2 hours.

### 3.2 Installing the Companion App

To unlock the full functionality of your Tracer TW7-BL FUN Smartwatch, you need to install the **FitPro** application on your smartphone.

1. Scan the QR code in the manual or on the watch screen (if available) or search for "FitPro" in your smartphone's app store (Google Play Store for Android, Apple App Store for iOS).

2. Download and install the FitPro app.
3. Ensure your smartphone meets the compatibility requirements: Android 5.0+ or iOS 9.0+.

### 3.3 Pairing with Your Smartphone

After installing the FitPro app, follow these steps to pair your smartwatch:

1. Enable Bluetooth on your smartphone.
2. Open the FitPro app and grant all necessary permissions (location, notifications, etc.).
3. Navigate to the "Device" or "Mine" section within the app and select "Add Device" or "Bind device".
4. The app will search for available devices. Select "TW7-BL FUN" or a similar device name from the list.
5. Confirm the pairing request on both your smartphone and the smartwatch if prompted.
6. Once paired, the time and date on your smartwatch will synchronize with your phone.

## 4. OPERATING INSTRUCTIONS

### 4.1 Basic Navigation

The Tracer TW7-BL FUN Smartwatch features a 1.83-inch full touchscreen display for intuitive control. Swipe left, right, up, or down to navigate through menus and functions. Press the side button to return to the home screen or wake the device.



Figure 3: Smartwatch on a wrist, showing a vibrant watch face. This illustrates the device's display clarity and wearability.

### 4.2 Bluetooth Calling

The smartwatch supports Bluetooth calling, allowing you to make and receive calls directly from your wrist. Ensure your watch is connected to your phone via Bluetooth.



- **Making Calls:** Access the dial pad or contact list on your smartwatch to initiate a call.
- **Receiving Calls:** When a call comes in, you can answer or reject it directly from the watch screen.
- The built-in microphone and speaker facilitate hands-free communication.

### 4.3 Health Monitoring

Your smartwatch is equipped with advanced sensors to monitor various health metrics:

- **Heart Rate Monitor:** Measures your heart rate throughout the day. Access this feature from the health menu on the watch or view detailed data in the FitPro app.
- **Blood Oxygen (SpO2) Monitor:** Provides estimates of your blood oxygen saturation levels.
- **Pedometer & Calorie Counter:** Automatically tracks your steps taken and calories burned.
- **Sleep Monitor:** Monitors your sleep patterns, including deep sleep, light sleep, and wake times. View sleep analysis in the FitPro app.





Figure 4: Smartwatch screen showing various health metrics. This display includes step count, calories burned, heart rate, and distance covered, indicating its fitness tracking capabilities.

#### 4.4 Sport Modes

The smartwatch offers multiple sport modes to track your workouts more accurately. Select the appropriate mode before starting an activity to record specific data such as duration, distance, calories, and heart rate during exercise.



Figure 5: User engaging in a fitness activity while wearing the smartwatch. This image demonstrates the watch's use during exercise, highlighting its sport mode functionality.

#### 4.5 Notifications and Other Features

- **Message Notifications:** Receive alerts for incoming calls, SMS messages, and notifications from various social media applications (e.g., Messenger) directly on your watch. Configure these in the FitPro app.
- **Weather Forecast:** View current weather conditions and forecasts on your smartwatch after synchronization with the app.
- **Remote Camera Control:** Use your smartwatch as a remote shutter for your phone's camera (feature availability may vary).
- **Music Control:** Control music playback on your smartphone from your wrist.

## 5. MAINTENANCE

---

### 5.1 Cleaning and Care

- Regularly clean your smartwatch and strap with a soft, dry, lint-free cloth.
- If necessary, use a slightly damp cloth with mild soap, then wipe dry.
- Avoid using harsh chemicals, abrasive cleaners, or solvents, as these can damage the device.
- Ensure the charging contacts are free of dust and debris.

### 5.2 Water Resistance (IP65)

The Tracer TW7-BL FUN Smartwatch has an IP65 rating, which means it is protected against dust ingress and low-pressure water jets from any direction. This makes it suitable for:

- Everyday splashes, rain, and hand washing.
- It is **not** suitable for swimming, showering, or prolonged submersion in water.
- Avoid exposing the watch to hot water or steam.

## 6. TROUBLESHOOTING

---

If you encounter issues with your smartwatch, please refer to the following common solutions:

- **Watch not turning on:** Ensure the watch is fully charged. Connect it to the charger for at least 30 minutes.
- **Unable to pair with phone:**
  - Ensure Bluetooth is enabled on your phone.
  - Make sure the watch is within Bluetooth range (typically 10 meters).
  - Restart both your phone and the smartwatch.
  - Clear Bluetooth cache on your phone or forget the device and try pairing again.
  - Ensure the FitPro app has all necessary permissions.
- **Notifications not appearing:**
  - Check notification settings in the FitPro app.
  - Ensure your phone's notification access is granted to the FitPro app.
  - Verify that the watch is properly connected to the app.
- **Inaccurate health data:**
  - Ensure the watch is worn snugly on your wrist, about one finger's width from your wrist bone.
  - Keep the sensor clean.

- Note that these devices are not medical instruments and provide data for reference only.

- **Short battery life:**

- Reduce screen brightness.
- Disable unnecessary features or continuous monitoring if not needed.
- Ensure the watch is fully charged each time.

## 7. SPECIFICATIONS







Feature	Specification
Model Number	TRAFON47134
Display	1.83-inch HD Touchscreen (240 x 286p)
Bluetooth Version	5.0
Battery Capacity	180 mAh
Standby Time	20-22 days
Water Resistance Rating	IP65
Compatibility	Android 5.0+ / iOS 9.0+
Companion App	FitPro
Health Monitoring	Heart Rate, SpO2, Pedometer, Calorie Counter, Sleep Monitor
Special Features	Bluetooth Calling (Mic & Speaker), Sport Modes, Notifications, Weather Forecast
Charging Port	Clip-type
Dimensions (H x W x D)	3.8 x 1.1 x 4.4 cm
Weight	53 g

## 8. WARRANTY AND SUPPORT

Tracer products are designed for reliability and performance. For warranty information, please refer to the warranty card included with your product or visit the official Tracer website. If you encounter any issues not covered in this manual, please contact Tracer customer support for assistance.

Please retain your proof of purchase for warranty claims.



	<p><a href="#">TRACER Smartwatch SMF11 IRIS: User Manual and Features</a></p> <p>Comprehensive guide to the TRACER Smartwatch SMF11 IRIS, covering charging, app setup, connectivity, and all key functions like BT Calling, sleep monitoring, heart rate, and sports tracking.</p>
	<p><a href="#">Tracer GP-Fit2 Smartwatch User Manual</a></p> <p>Comprehensive user manual for the Tracer GP-Fit2 smartwatch. Covers safety, setup, features like GPS, heart rate monitoring, sleep tracking, and smartphone connectivity via the GloryFitPro app.</p>
	<p><a href="#">Smartwatch Tracer SM10S LEO User Manual and Features</a></p> <p>Comprehensive user manual for the Tracer SM10S LEO smartwatch, covering setup, features like heart rate monitoring, sleep tracking, sports modes, phone calls, and important safety and maintenance information.</p>
	<p><a href="#">TRACER Smartwatch SM6 OPAL User Manual and Features</a></p> <p>Comprehensive guide to the TRACER SM6 OPAL smartwatch, covering setup, functions, safety, and specifications. Learn about BT calling, sleep monitoring, heart rate, and more.</p>
	<p><a href="#">Tracer SMK15 AURORA Smartwatch User Manual</a></p> <p>This user manual provides comprehensive instructions for the Tracer SMK15 AURORA smartwatch. Learn how to set up, use, and maintain your device, which offers features like fitness tracking, notifications, and more. Available in multiple languages.</p>
	<p><a href="#">Tracer SMK9 FIORA Smartwatch User Guide</a></p> <p>Explore the features and functionalities of the Tracer SMK9 FIORA smartwatch with this comprehensive user guide. Learn about setup, connectivity, health tracking, and more.</p>