

Manuals+

[Q & A](#) | [Deep Search](#) | [Upload](#)

manuals.plus /

- › [TCL](#) /
- › [TCL 65T7B QLED Pro 65-inch 4K Ultra HD Smart TV User Manual](#)

TCL 65T7B

TCL 65T7B QLED Pro 65-inch 4K Ultra HD Smart TV User Manual

Model: 65T7B

1. INTRODUCTION

This manual provides essential instructions for setting up, operating, and maintaining your TCL 65T7B QLED Pro 65-inch 4K Ultra HD Smart TV. Please read this manual thoroughly before using your television to ensure proper and safe operation. Keep this manual for future reference.




Image 1.1: Front view of the TCL 65T7B QLED Pro TV, highlighting its key features like 65-inch display, QLED Pro technology, 4K HDR Pro, and Google TV integration.

2. SETUP

2.1 Unpacking and Inspection

Carefully remove the television from its packaging. Inspect the TV and all included accessories for any signs of damage. If any damage is found, do not proceed with setup and contact customer support.

2.2 Package Contents

- TCL 65T7B QLED Pro 65-inch TV
- Remote Control
- AAA Batteries (2)
- Power Cable
- User Manual (this document)
- TV Stands (2) and Screws

2.3 Stand Installation

To install the TV stands:

1. Place the TV face down on a soft, flat surface to prevent screen damage.
2. Align each stand with the corresponding slots on the bottom of the TV.
3. Secure each stand with the provided screws. Ensure they are tightened firmly.

The TCL T7B series features a dual stand position, allowing for flexible placement, especially when accommodating a soundbar.

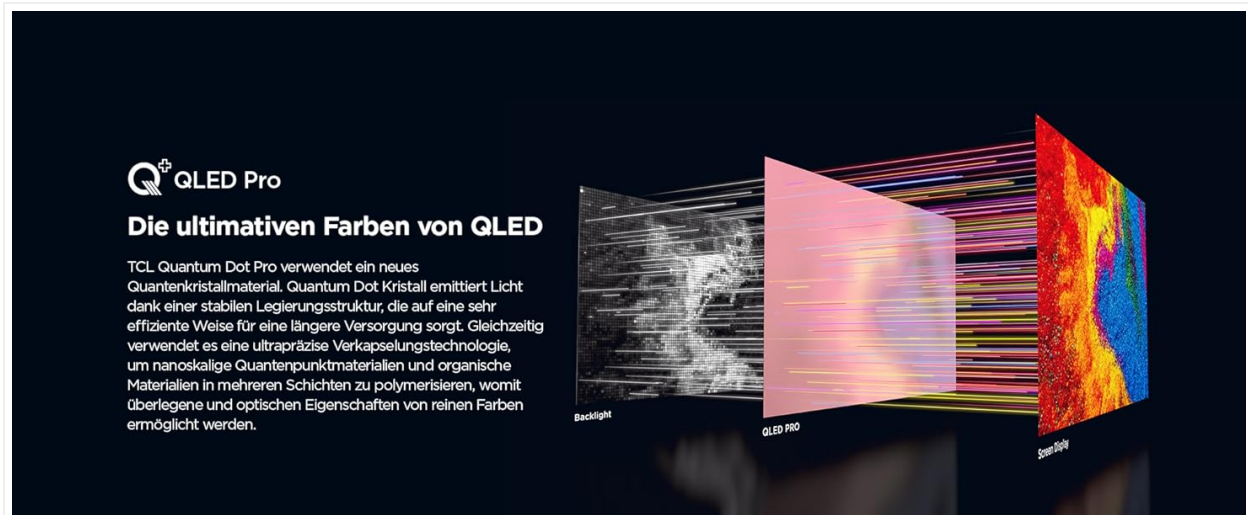


Image 2.1: Diagram showing the dimensions of the 65-inch TCL T7B TV and an illustration of the remote control. The TV measures approximately 1446mm in width and 886mm in height with stands.

2.4 Connecting Peripherals

Your TCL 65T7B TV offers various connectivity options:

- **HDMI:** Connect external devices such as gaming consoles, Blu-ray players, or set-top boxes. The TV supports HDMI 2.1 for enhanced gaming features.
- **USB:** Connect USB storage devices for media playback. The TV has 2 USB ports.
- **Wi-Fi:** Connect to your home network for internet access and Smart TV features.
- **Bluetooth:** Pair wireless accessories like headphones or game controllers.

2.5 Initial Power-On

After connecting the power cable and any desired peripherals, press the power button on the remote control or on the TV to turn it on. Follow the on-screen instructions for initial setup, including language selection, network connection, and Google TV account setup.

3. OPERATING INSTRUCTIONS

3.1 Google TV Interface

Your TCL 65T7B TV is powered by Google TV, which organizes movies, shows, live TV, apps, and subscriptions based on your preferences. Navigate the interface using the remote control.

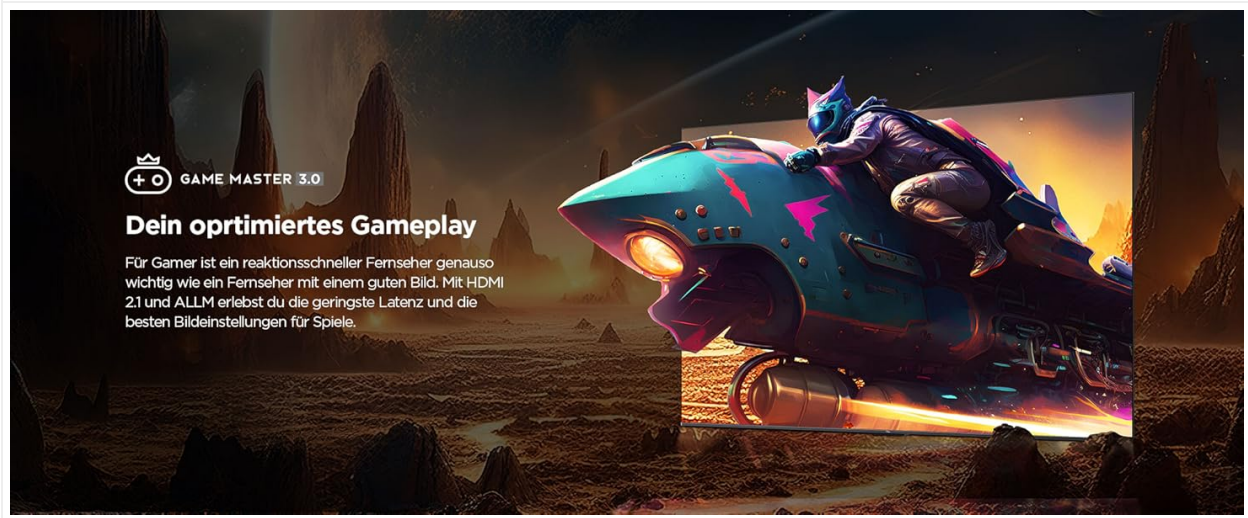


Image 3.1: The Google TV home screen, displaying personalized content recommendations and access to popular streaming applications like YouTube, Netflix, and Disney+.

3.2 Voice Control with Google Assistant

The TV supports hands-free voice control via Google Assistant. Simply say "Hey Google" or "OK Google" followed by your command or question. This allows you to control your TV, search for content, and manage smart home devices without needing the remote.

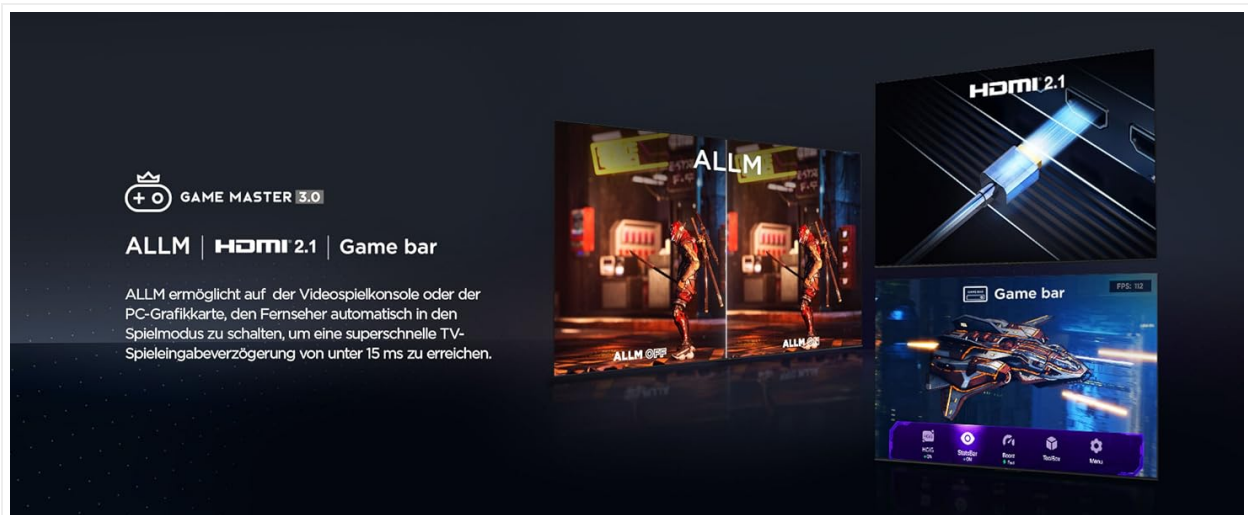


Image 3.2: A user interacting with the TV using hands-free voice commands, demonstrating the integrated Google Assistant functionality.

3.3 Picture Quality Features

- **QLED Pro:** Experience high color saturation with 95% DCI P3. TCL Quantum DOT PRO technology utilizes a new quantum crystal material for superior optical properties and pure color reproduction.
- **4K HDR Pro:** Enjoy enhanced contrast, colors, and details. The TV supports HDR10, HLG, HDR10+, and Dolby Vision for an ultimate HDR experience from various sources.
- **Motion Clarity (MEMC):** TCL's exclusive MEMC software algorithm reduces motion blur and minimizes motion trails, ensuring smooth viewing for sports and fast-paced content.

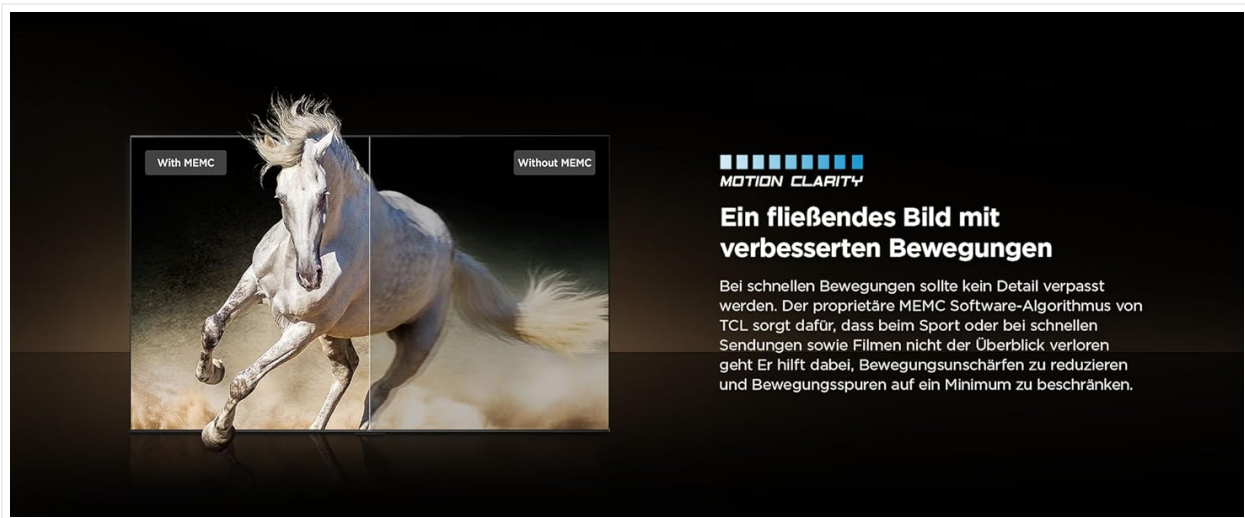


Image 3.3: A landscape image demonstrating the enhanced contrast, colors, and details provided by 4K HDR Pro technology.



Image 3.4: A visual comparison illustrating the effect of Motion Clarity (MEMC), showing a clearer, less blurred image on the left (with MEMC) compared to the right (without MEMC).

3.4 Audio Features

Dolby Atmos: Experience immersive and moving audio that fills the room. Dolby Atmos provides a deep connection to music and stories with breathtaking acoustics.



Image 3.5: An illustration depicting sound waves emanating from the TV, representing the immersive audio experience provided by Dolby Atmos technology.

3.5 Gaming Features (Game Master 3.0)

The TCL 65T7B is optimized for gaming with Game Master 3.0, offering:

- **HDMI 2.1:** Supports advanced gaming features.
- **ALLM (Auto Low Latency Mode):** Automatically switches the TV to game mode for reduced input lag (under 15ms).
- **Game Bar:** Provides quick access to game-related settings.
- **Dolby Vision Gaming:** Delivers optimal picture quality for gaming, enhancing details and depth.

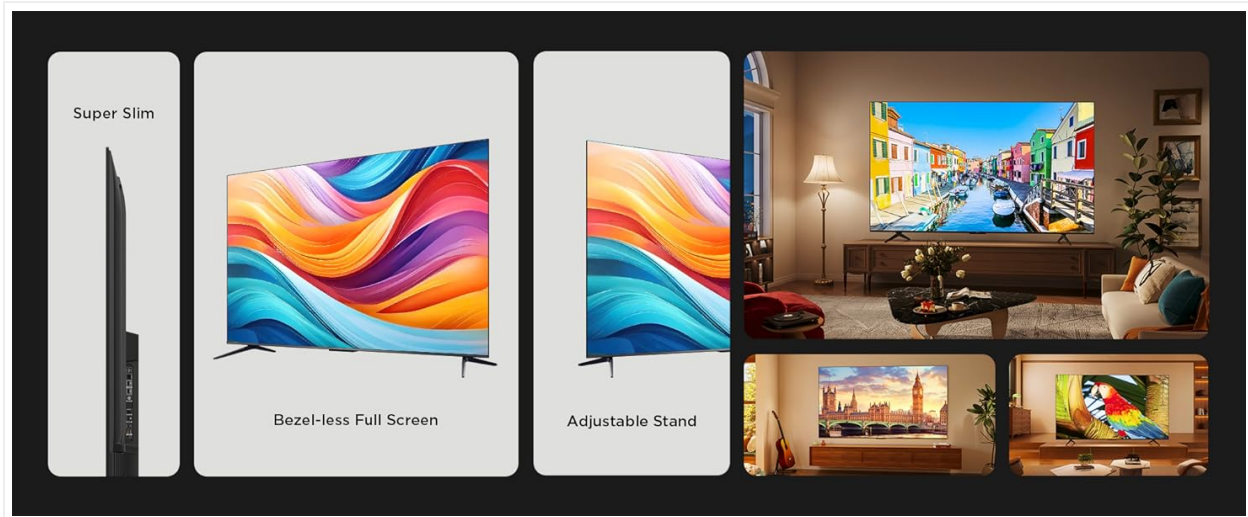


Image 3.6: A dynamic image showcasing optimized gameplay with Game Master 3.0, featuring a racing car scene with vibrant colors and sharp details.

4. MAINTENANCE

4.1 Cleaning the Screen

To clean the screen, gently wipe it with a soft, dry, lint-free cloth. For stubborn marks, lightly dampen the cloth with water or a screen-specific cleaning solution. Never spray liquid directly onto the screen.

4.2 Cleaning the TV Body

Wipe the TV body and stand with a soft, dry cloth. Avoid using abrasive cleaners, waxes, or solvents as they can damage the finish.

4.3 Software Updates

The TV may receive software updates to improve performance and add new features. Ensure your TV is connected to the internet to receive these updates. You can usually check for updates in the TV's settings menu. Information regarding guaranteed software updates is not available in the provided product details; please refer to the manufacturer's official website for the latest information.

5. TROUBLESHOOTING

This section addresses common issues you might encounter with your TCL 65T7B TV.

Problem	Possible Cause	Solution
---------	----------------	----------

Problem	Possible Cause	Solution
No power	Power cable disconnected; no power from outlet	Check power cable connection; test outlet with another device.
No picture, but sound is present	Incorrect input source; external device issue	Verify correct input source; check external device connections and power.
No sound, but picture is present	Volume muted or too low; incorrect audio output settings	Increase volume; check mute status; verify audio output settings in TV menu.
Remote control not working	Dead batteries; obstruction; remote not paired	Replace batteries; remove obstructions; re-pair remote if necessary.
Cannot connect to Wi-Fi	Incorrect password; router issue; TV too far from router	Re-enter password; restart router; move TV closer to router or use a Wi-Fi extender.

If the problem persists after trying these solutions, please contact TCL customer support.

6. SPECIFICATIONS

Feature	Detail
Brand	TCL
Model Number	65T7B
Screen Size	65 Inches
Display Technology	QLED
Resolution	4K Ultra HD
Refresh Rate	60 Hz
Operating System	Google TV
Color	Brushed Titanium Metal Front
Connectivity	Bluetooth, Wi-Fi, HDMI, USB
Total USB Ports	2
Special Features	Flat Screen, Hands-free Voice Control, Game Master 3.0
Audio Technology	Dolby Atmos
HDR Support	HDR10, HLG, HDR10+, Dolby Vision
Included Components	Remote control, batteries, manual, power cable
Product Dimensions (DxWxH)	35 x 144.4 x 88.6 cm

Feature	Detail
Energy Efficiency Rating	F

7. WARRANTY AND SUPPORT

For detailed warranty information, product registration, and technical support, please refer to the official TCL website or the warranty card included with your product. Information regarding the availability of spare parts and guaranteed software updates is not available in the provided product details. Please consult the manufacturer's official resources for the most current information.

You can typically find support resources, FAQs, and contact information on the TCL support page:

- **Online Support:** Visit the official TCL support website.
- **Customer Service:** Refer to your product documentation for regional contact numbers.

8. PRODUCT VIDEOS

No official product videos from the seller matching the specified criteria (m3u8 format) were found in the provided data.