

HOROW 80L x 80I cm

HOROW 80cm LED Round Bathroom Mirror User Manual

Model: 80L x 80I cm | Brand: HOROW

1. SAFETY INFORMATION

Please read all safety instructions carefully before installation and use. Keep this manual for future reference.

- **Fragile Product:** Handle the mirror with extreme care during unpacking, installation, and daily use to prevent breakage.
- **Electrical Safety:** Ensure the power supply is disconnected before any installation or maintenance. All electrical connections should be performed by a qualified electrician in accordance with local regulations.
- **Water Resistance:** This mirror is IP44 rated, meaning it is protected against splashing water. However, it should not be submerged in water or exposed to direct water jets.
- **Mounting:** The mirror must be securely mounted to a solid wall structure capable of supporting its weight. Use appropriate hardware for your wall type.
- **Children and Pets:** Keep children and pets away from the mirror during installation and ensure it is securely mounted to prevent accidents.

2. PRODUCT FEATURES

The HOROW 80cm LED Round Bathroom Mirror is designed to enhance your bathroom experience with its advanced features and elegant design.


- **Dimmable LED Lighting:** Features innovative LED lighting with three color temperatures (cold white, warm white, neutral white) and adjustable brightness.
- **Anti-Fog Function:** Integrated defogger ensures a clear reflection even in steamy bathroom conditions.
- **High-Quality Glass:** Made from lead-free, high-reflection glass with superior corrosion resistance and durability. Features HD robust explosion-proof glass for added safety.
- **IP44 Protection:** Splash-proof design suitable for humid bathroom environments.
- **Memory Function:** Remembers your last brightness and color temperature settings (note: settings may reset after a power outage).
- **Frameless Design:** Modern and sleek aesthetic with rounded edges for safety and aesthetics.




Badezimmerspiegel mit LED-Licht

Sanftes Licht für eine gemütliche Lichtstimmung

Image: The HOROW LED Round Bathroom Mirror illuminated with soft LED light, creating a cozy atmosphere.



**Der Lichtbalken ist freigelegt
verrostet gelb**



**Abgerundete Ecken
für Sicherheit und Ästhetik**

Image: A comparison showing the superior rounded edges of the HOROW mirror for safety and aesthetics, contrasting with an exposed, potentially corroded light bar from other designs.



Image: Demonstrates the copper-free and shatterproof glass construction of the mirror, highlighting its safety features.

3. SETUP AND INSTALLATION

This mirror is designed for wall mounting. A detailed installation manual is included with your product. Please follow these general steps and consult the included manual for specific instructions.

3.1 Unpacking

- Carefully remove the mirror from its packaging. Inspect for any damage.
- Keep all packaging materials until installation is complete in case of return or transport.

3.2 Tools Required (Not Included)

- Drill
- Measuring tape
- Level
- Pencil
- Screwdriver

3.3 Mounting Instructions

1. Choose a suitable location on a solid wall, away from direct water spray.
2. Measure and mark the desired mounting height and positions for the wall bracket.
3. Drill holes at the marked positions and insert appropriate wall anchors.
4. Secure the wall bracket firmly to the wall using screws.
5. Carefully hang the mirror onto the wall bracket, ensuring it is level and secure.



Einfacher Einbau



Steckersteuerung

Image: Illustration of the easy installation process, showing the wall mount and the mirror's power cable with a plug for simple connection.



LED Smart-Touch-Schalter

Ein/Aus-Knopf

Kurz drücken, um die Lichtfarbe zu ändern, lang drücken, um die Lichthelligkeit einzustellen.

Anti-Beschlag-Knopf

Die One-Touch-Beschlagsfunktion sorgt dafür, dass der Spiegel immer klar bleibt.

Image: A visual comparison highlighting the secure and convenient solid aluminum hanging rail of the HOROW mirror versus less stable mounting options.

3.4 Electrical Connection

- Connect the mirror's power cable to a suitable electrical outlet.
- Ensure the connection is secure and protected from moisture.

4. OPERATING INSTRUCTIONS

The HOROW LED Round Bathroom Mirror features intuitive touch controls for its various functions.

4.1 LED Smart-Touch Switch



Image: Close-up of the LED Smart-Touch Switch, showing the On/Off/Color Change button and the Anti-Fog button.

- **On/Off & Color Change Button:**
 - **Short Press:** Toggles between the three LED light color temperatures (cold white, warm white, neutral white).
 - **Long Press:** Adjusts the brightness level of the LED light (dimable from 10% to 100%).
- **Anti-Fog Button:**
 - **One-Touch:** Activates or deactivates the anti-fog heating element.

3 Farben Licht LED Wandspiegel

Ihre Schönheit erstrahlen lassen



6000K


3000K



Für das Büro-Pendler-Makeup




Für ein exquisites Make-up im Freien



Für Dating- und Party-Makeup

Image: Demonstrates the three available LED light color temperatures (6000K, 3000K, and a neutral blend) and their suitability for different activities like makeup application.



Langes Drücken zum Einstellen der Lichthelligkeit




Image: Illustrates the dimmable function, showing the mirror's LED light at various brightness levels (10%, 40%, 70%, 100%) adjusted by a long press on the touch switch.

4.2 Anti-Fog Function

Activate the anti-fog function by pressing the dedicated button. The heating element will clear condensation from the mirror surface, providing a clear view. Turn off the function when not needed to save energy.



wasserdicht



Anti-Beschlag

Klare Reflexion in der Mitte des Spiegels,
auch in beschlagenen Bädern

Image: Shows the anti-fog feature in action, with a clear central area on a steamy mirror, alongside the IP44 waterproof rating symbol.


4.3 Memory Function

The mirror's memory function saves your last used brightness and color temperature settings. These settings will be recalled automatically when the mirror is turned on again. Please note that a power outage may reset the memory function.



Speicherfunktion

Speichern Sie Ihre bevorzugten Einstellungen für Helligkeit und Farbtemperatur



Bitte beachten Sie: Nach einem Stromausfall wird durch einen Neustart die Speicherfunktion gelöscht.

Image: Illustrates the memory function, which saves preferred brightness and color temperature settings for convenience.

5. MAINTENANCE

Proper maintenance will ensure the longevity and optimal performance of your HOROW LED Round Bathroom Mirror.

- **Cleaning the Mirror Surface:** Use a soft, lint-free cloth and a non-abrasive glass cleaner. Spray the cleaner onto the cloth, not directly onto the mirror, to avoid liquid seeping into the electrical components.
- **Avoid Harsh Chemicals:** Do not use abrasive cleaners, ammonia-based products, or solvents, as these can damage the mirror's surface or frame.
- **Cleaning the Frame:** Wipe the frame with a soft, damp cloth. Dry immediately to prevent water spots.
- **Electrical Components:** Ensure the mirror is unplugged or the power supply is off before cleaning any electrical parts. Do not spray water directly onto the electrical components.
- **Regular Inspection:** Periodically check the mounting hardware for tightness and the electrical cord for any signs of wear or damage.

6. TROUBLESHOOTING

If you encounter any issues with your mirror, please refer to the following troubleshooting guide before contacting customer service.

Problem	Possible Cause	Solution
LED light does not turn on.	No power supply; loose connection; faulty switch.	Check if the mirror is plugged in and the power outlet is working. Ensure all connections are secure. If the issue persists, contact customer service.
Anti-fog function not working.	Function not activated; power issue.	Press the anti-fog button to activate. Check power supply.
Light brightness or color temperature cannot be adjusted.	Incorrect operation; temporary glitch.	Ensure you are using a long press for brightness and a short press for color change. Try turning the mirror off and on again.
Whistling sound from power supply when light is off.	Minor electrical interference.	This can sometimes occur with certain power supplies. If it is disruptive, contact customer service for assistance.
Memory function resets frequently.	Frequent power outages.	The memory function may reset after a power outage. This is normal behavior.

7. SPECIFICATIONS

Detailed technical specifications for the HOROW 80cm LED Round Bathroom Mirror.

Feature	Detail
Brand	HOROW
Model	80L x 80I cm
Shape	Round
Dimensions	80L x 80I centimeters
Frame Material	Glass (Frameless)
Mounting Type	Wall Mount
Special Features	Color Changing, Dimmable, Anti-fog, Illuminated
IP Rating	IP44 (Splash-proof)
Glass Type	HD Robust, Explosion-proof, Lead-free
Assembly Required	Yes
Components Included	Bathroom Mirror, Wall Mount Bracket, Installation Manual
Country of Origin	China

8. WARRANTY AND SUPPORT

HOROW is committed to providing high-quality products and excellent customer service.

- **Warranty:** This product comes with a 1-year warranty from the date of purchase, covering manufacturing defects. Please retain your proof of purchase.
- **Customer Service:** For any questions, concerns, or technical support, please contact HOROW professional customer service. Refer to your purchase platform or the included documentation for contact details.