

Manuals+

[Q & A](#) | [Deep Search](#) | [Upload](#)

manuals.plus /

- › [Uhome](#) /
- › [Uhome 8000 BTU Portable Air Conditioner User Manual](#)

Uhome 8000BTU-2025

Uhome 8000 BTU Portable Air Conditioner User Manual

Model: 8000BTU-2025 | Brand: Uhome

1. INTRODUCTION AND OVERVIEW

Thank you for choosing the Uhome 8000 BTU Portable Air Conditioner. This versatile unit offers 3-in-1 functionality, providing powerful cooling, efficient dehumidification, and effective air circulation through its fan mode. Designed for convenience and comfort, it is suitable for various spaces including offices, bedrooms, living rooms, dining areas, and studio apartments. Its compact design and built-in rolling wheels ensure easy portability, allowing you to cool any room up to 200 sq. ft. Enjoy a comfortable and quiet environment with its low noise operation and user-friendly controls.





Figure 1.1: Front view of the Uhome 8000 BTU Portable Air Conditioner.

A promotional graphic for the Uhome 8000 BTU Portable Air Conditioner. The background shows a modern living room with a white sofa, a wooden coffee table, and a large abstract artwork. The air conditioner is positioned on the right side of the frame, with a blue glow emanating from its front panel. The text and icons are arranged in a grid-like fashion on the left side of the image.

Portable Air Conditioner 8000BTU
Comfortable Effective Energy Saving

- 200 Sq.Ft.** Cooling Range
- 55db** Low Noise
- 40 Pints/24h** Dehumidification
- 170 CFM** Air Flow
- 23FT** Remote Control
- 360°** Castor

Figure 1.2: Key features including 200 sq. ft. cooling range, 55dB low noise, 40 pints/24h dehumidification, 170 CFM air flow, 23ft remote control range, and 360-degree castors.

2. SAFETY INFORMATION

Please read all safety instructions carefully before operating the appliance. Keep this manual for future reference.

- Do not use the appliance near open flames or heat sources, as it contains refrigerants.
- Ensure the unit is placed on a stable, level surface.
- Maintain adequate clearance around the unit for proper airflow.
- Do not block the air inlets or outlets.
- Always unplug the unit before cleaning or performing any maintenance.
- Keep out of reach of children and pets.
- Do not operate the unit with a damaged power cord or plug.

3. PACKAGE CONTENTS

Verify that all components are present and in good condition upon unpacking. If any items are missing or damaged, please contact customer support.

- Uhome Portable Air Conditioner Unit
- Exhaust Hose (59 inches)
- Adjustable Window Brackets (fits openings from 37-50.2 inches)
- Remote Control (batteries included)
- Drain Tube
- Sealing Plate

What's in the box?



Figure 3.1: All components included in the product packaging.

4. SETUP AND INSTALLATION

The Uhome Portable Air Conditioner is designed for simple and quick installation without the need for special tools. Follow these steps to set up your unit:

1. **Positioning the Unit:** Roll the unit into the desired room. The built-in rolling wheels and handles allow for easy portability. Ensure the unit is placed near a window for exhaust hose installation.
2. **Attach Exhaust Hose:** Connect the 59-inch exhaust hose to the designated port on the back of the air conditioner unit.
3. **Install Window Kit:** Attach the adjustable window brackets to your sliding window (double/single-hung or sliding slash windows are compatible). The brackets fit openings from 37 to 50.2 inches. Insert the other end of the exhaust hose into the opening of the window kit.
4. **Secure Connections:** Ensure all connections are secure to prevent air leakage, which can reduce efficiency.
5. **Power On:** Plug the unit into a standard electrical outlet.


Easy to install



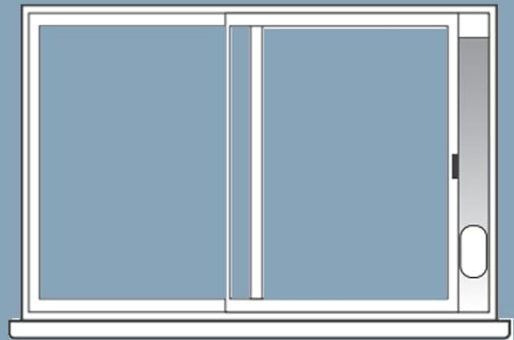
Figure 4.1: The unit features 360-degree casters and built-in handles for easy movement.



Figure 4.2: Illustration of the window kit installation process, showing the adjustable bracket and exhaust hose.



Double/Single-hung Window



Sliding Slash Window

Figure 4.3: The unit is compatible with double/single-hung windows and sliding slash windows.

5. OPERATING INSTRUCTIONS

The Uhome Portable Air Conditioner features an easy-to-read LED display and digital touch button control panel. A compact remote control is also included for convenient operation from anywhere in the room.

Control Panel and Remote Control

Full Function Remote Control

Make you to set time, modes, temperature, fan speeds and on/off more easily everywhere in the room



Figure 5.1: The unit can be controlled via its top panel or the included remote control, with signal reception up to 7 meters.

Operating Modes

The unit offers three primary operating modes:

- **Cool Mode:** Provides powerful cooling for hot days. The temperature can be set from 60°F to 86°F (16°C to 30°C). When the set temperature is lower than the ambient temperature by 1°F (1°C), the machine will run normally for refrigeration. If the set temperature is higher than the ambient temperature by 1°F (1°C), the compressor will stop, and the fan will stop after a 3-minute delay.
- **Dehumidifier Mode:** Reduces humidity in the air, capable of removing up to 40 pints of moisture per day.
- **Fan Mode:** Circulates air with two different fan speeds (High/Low) to satisfy your ventilation needs.


3-in-1 Powerful Air Conditioner



Cooling
60°F-86°F



Fan
High/Low



Dehumidifier
40 Pints/24Hr



Figure 5.2: The unit offers Cooling (60°F-86°F), Fan (High/Low), and Dehumidifier (40 Pints/24Hr) modes.

Timer Function

The 24-hour adjustable timer allows you to program the unit to turn on or off automatically, providing convenience and energy savings.



Figure 5.3: The 24-hour timer function for scheduled operation.

Sleep Mode

Equipped with a sleep mode, the unit operates at a noise level of less than 55 dB, ensuring minimal disturbance for a peaceful sleep, work, or relaxation time.



Figure 5.4: The unit operates quietly, with noise levels below 55dB, ideal for sleep mode.

6. MAINTENANCE

Regular maintenance ensures optimal performance and extends the lifespan of your Uhome Portable Air Conditioner.

Filter Cleaning

The washable filter is designed to protect the unit from dust and hair. It is recommended to clean the filter every two weeks for best performance.

1. Turn off and unplug the air conditioner.
2. Effortlessly lift out the washable filter from its housing.

- Clean the filter easily under a faucet with lukewarm water. For heavy dust, a mild detergent can be used.
- Allow the filter to air dry completely before reinstalling it into the unit. Do not expose to direct sunlight or heat.



Figure 6.1: Steps for removing and cleaning the washable air filter.

Drainage

The unit features a bucket-less, self-evaporating operation. However, in high humidity conditions, excess water may accumulate and need to be drained. Refer to the full instruction manual for detailed drainage procedures.

7. TROUBLESHOOTING

If you encounter issues with your Uhome Portable Air Conditioner, refer to the table below for common problems and solutions. If the problem persists, contact customer support.

Problem	Possible Cause	Solution
Unit does not turn on	No power supply; Power cord not plugged in; Circuit breaker tripped.	Check power outlet; Ensure power cord is securely plugged in; Reset circuit breaker.
Unit not cooling effectively	Dirty air filter; Room too large; Doors/windows open; Exhaust hose not properly installed; Ambient temperature too high.	Clean air filter; Ensure unit is suitable for room size; Close all doors and windows; Check exhaust hose connection; Operate within recommended temperature range.
Unit is noisy	Unit not on a level surface; Obstruction in fan; Normal operation sound.	Place unit on a flat, stable surface; Check for foreign objects; Some noise is normal during operation.
Water leakage	Drain plug not properly sealed; Unit tilted; Drainage hose blocked.	Ensure drain plug is secure; Place unit on a level surface; Clear any blockages in the drainage hose.

8. SPECIFICATIONS

Detailed technical specifications for the Uhome 8000 BTU Portable Air Conditioner.

Feature	Specification
---------	---------------

Feature	Specification
Brand Name	Uhome
Model Info	UPF1-08C
Item Weight	40.8 pounds
Product Dimensions	13.46 x 14.69 x 26.93 inches
Item Model Number	8000BTU-2023
Efficiency	High
Annual Energy Consumption	695 Watt Hours
Noise Level	55 dB
Installation Type	Window
Form Factor	Stand Alone
Special Features	Remote Controlled, Fan, Fast Cooling, Dehumidifier
Color	White
Voltage	115 Volts (AC)
Wattage	695 watts
Material Type	Plastic
Included Components	Exhaust hose, Sealing plate
Floor Area	200 Square Feet
Cooling Power	8000 British Thermal Units
Refrigerant	R-32



Figure 8.1: Product dimensions: 14.69 inches (width) x 13.46 inches (depth) x 26.93 inches (height).

9. WARRANTY AND SUPPORT

Uhome is committed to providing quality products. For warranty information, technical support, or any inquiries regarding your portable air conditioner, please refer to the contact details provided in your product packaging or visit the official Uhome website. Please note that machines with refrigerants are not intended to be used near open flames or heat sources.