



[Manuals.plus](#) /

› [Smartoo](#) /

› Smartoo Replacement Pump and Host Instruction Manual for 152oz/4.5L Wireless Cat Water Fountain PTM-643

Smartoo PSWFS001S-5

Smartoo Replacement Pump and Host Instruction Manual

For Smartoo 152oz/4.5L Wireless Cat Water Fountain Model PTM-643

PRODUCT OVERVIEW

This manual provides instructions for the Smartoo Replacement Pump and Host, designed specifically for the Smartoo 152oz/4.5L Wireless Cat Water Fountain, model PTM-643.

The package includes one replacement pump and one replacement host module.



Image: Smartoo Replacement Pump and Host module, showing dimensions of 7.7\"L x 4.1\"W x 2.6\"H.

SETUP INSTRUCTIONS

Follow these steps to replace the pump and host in your Smartoo Wireless Cat Water Fountain PTM-643.

1. **Disassemble the Fountain:** Carefully remove the top stainless steel water tray, filter, and filter tray from your existing Smartoo PTM-643 fountain.
2. **Remove Old Components:** Disconnect the old pump from the master control module (host) and remove the old host from the fountain base.
3. **Install New Host:** Place the new replacement host module into the designated slot in the fountain base. Ensure it is securely seated.
4. **Connect New Pump:** Attach the new replacement pump to the new host module. Make sure the connection is firm.
5. **Reassemble Fountain:** Place the filter tray, filter, and stainless steel water tray back onto the fountain base, ensuring all components are correctly aligned.

6. **Fill with Water:** Fill the fountain with clean water up to the maximum fill line.



Image: Exploded view of the Smartoo Cat Water Fountain components, illustrating the Master Control Module (Host), Pump Set, Stainless Steel Water Tray, Filter, Filter Tray, and Stainless Steel Water Tank.

OPERATING INSTRUCTIONS

The replacement pump and host function identically to the original components of your Smartoo Wireless Cat Water Fountain PTM-643.

Water Modes

The fountain offers three distinct water modes:

- **Sensing Mode:** Water runs when pets approach.
- **Intermittent Mode:** Water runs every 10 minutes for 15 seconds.
- **Constant Mode:** Water flows continuously.

Smart Indicators

The host module features smart indicators for convenient monitoring:

- **Low Battery Reminder:** Indicates when the internal battery needs recharging.
- **Filter Replacement Reminder:** Prompts when it's time to change the filter.
- **Low Water Level Detection:** Alerts when the water level is insufficient.

3 Water Modes Available for Your Cats




Image: Visual representation of the three water modes: Sensing mode (water runs when cats approach), Intermittent mode (water runs every 10 minutes for 15 seconds), and Constant mode (water flows continuously).

Smart Design

Smart technology for elevated user experience



Image: Details of the Smart Design, highlighting ultra-quiet operation, smart indicators for low battery and filter replacement, and insufficient water detection.

MAINTENANCE

Regular maintenance ensures the longevity and optimal performance of your Smartoo fountain components.

- **Pump Cleaning:** To extend the service life of the pump, please clean it every 1-2 weeks. Refer to the original fountain manual for detailed pump cleaning instructions.
- **Host Module:** Do not rinse the host module with water. Clean the exterior of the host module with a damp cloth only.
- **Fountain Cleaning:** The stainless steel components of the fountain are designed for easy cleaning and are machine washable.

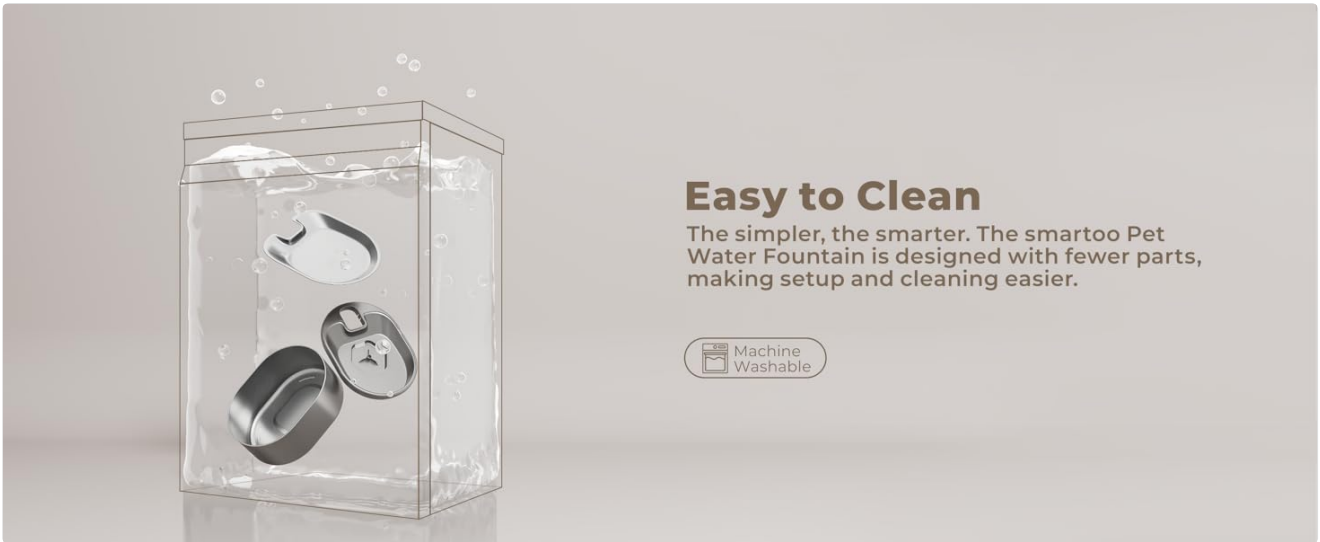


Image: Illustration demonstrating the ease of cleaning the fountain's stainless steel components.

TROUBLESHOOTING

If you encounter issues with your replacement pump or host, consider the following:

- **No Water Flow:**
 - Ensure the pump is correctly connected to the host module.
 - Check if the host module has sufficient battery charge.
 - Verify that the water level in the fountain is adequate.
 - Clean the pump thoroughly, as blockages can prevent water flow.
- **Unusual Noise:**
 - Clean the pump to remove any debris that might be causing noise.
 - Ensure the pump is properly seated and not vibrating against the fountain base.
- **Indicator Lights Not Functioning:**
 - Confirm the host module is correctly installed and powered.
 - If the issue persists, contact customer support.

If troubleshooting steps do not resolve the issue, please contact Smartoo customer support.

SPECIFICATIONS

Brand	Smartoo
Model Number (Pump & Host)	PSWFS001S-5
Compatible Fountain Model	PTM-643 (152oz/4.5L Wireless Cat Water Fountain)
Material	Plastic
Color	Black
Product Dimensions (L x W x H)	7.7" x 4.1" x 2.6"

Item Weight	0.27 Kilograms
Power Source	Battery Powered (via fountain's internal battery)
Specific Uses	Indoor

WARRANTY AND SUPPORT



Smartoo provides dedicated aftersales support for its products.

- **Pump Coverage:** 18 Months
- **Master Control Module (Host) Coverage:** 12 Months

If you have not received the pump or encounter any issues, please contact Smartoo customer support for assistance. They aim to respond quickly with hassle-free solutions.

For customer support, please visit the Smartoo store on Amazon or refer to the contact information provided with your original fountain purchase.

Contact Us for Reliable Aftersales Support!

<p>• Pump Coverage</p> <p>18 Months </p>	<p>• Master Control Module Coverage</p> <p>12 Months </p>
--	---

We'll respond to your requests quickly with hassle-free solutions!

Image: Warranty information for the pump (18 months) and master control module (12 months).