

[manuals.plus](#) /

› [YEELIGHT](#) /

› [Yeelight Portable Small Table Lamp User Manual](#)

**YEELIGHT 1-000003575**

# Yeelight Portable Small Table Lamp User Manual

Brand: YEELIGHT

## 1. INTRODUCTION AND OVERVIEW

---

Thank you for choosing the Yeelight Portable Small Table Lamp. This versatile and modern LED desk light is designed for both indoor and outdoor use, offering adjustable warm brightness and two dimming modes. With its long-lasting rechargeable battery and portable design, it provides a cozy ambiance for various settings, from patios and coffee shops to dining areas and bedrooms. This manual provides essential information for the safe and efficient operation of your new lamp.



Image: The Yeelight Portable Small Table Lamp shown alongside its product packaging, highlighting its sleek design and compact form factor.

## 2. SAFETY INFORMATION

- Read all instructions carefully before use and retain for future reference.
- Do not disassemble, repair, or modify the lamp yourself. Refer all servicing to qualified personnel.
- Keep the lamp away from water and high humidity. This product is **Not Water Resistant**.
- Use only the provided Type-C charging cable or a certified equivalent for charging.
- Do not expose the lamp to extreme temperatures (hot or cold) or direct sunlight for prolonged periods.
- Keep out of reach of children and pets.
- Ensure the lamp is placed on a stable, flat surface to prevent tipping.

## 3. PACKAGE CONTENTS

Please check the package contents upon opening to ensure all items are present:

- Yeelight Portable Small Table Lamp (Model: YLFWD-0019)
- Type-C Charging Cable
- User Manual

## 4. PRODUCT FEATURES

### 1800K Warm Light & Adjustable Brightness

Experience a gentle, warm glow with an 1800K color temperature, perfect for creating a cozy and relaxing atmosphere. The brightness can be smoothly adjusted by twisting the lamp base, allowing you to customize the illumination from a subtle nightlight to a brighter task light.

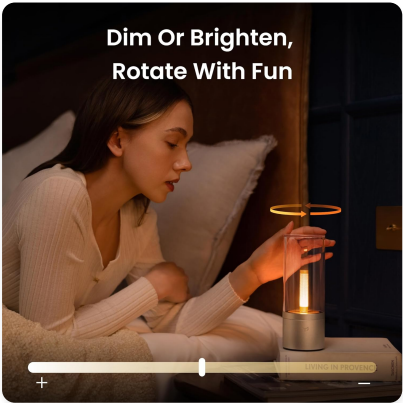


Image: A person demonstrating the brightness adjustment by rotating the top section of the lamp.

### Long-Lasting Battery Life

Equipped with a built-in 2500mAh rechargeable Lithium-Ion Polymer battery, the lamp offers extended use. Enjoy up to 9.5 hours of continuous light at the highest brightness setting and an impressive 100 hours in the lowest mode, making it ideal for prolonged use without frequent recharging.



Image: An internal diagram of the lamp highlighting the 2500mAh battery and its long-lasting capacity.

### Versatile Dual Mode Feature

Seamlessly switch between two distinct lighting modes: a steady light mode for focused tasks or general illumination, and a flickering charm mode that mimics the soothing glow of a candlelight, perfect for creating a romantic or relaxing ambiance.

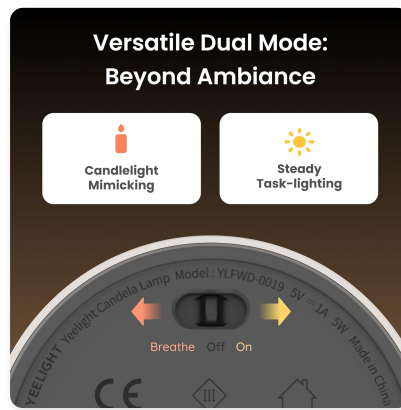


Image: A close-up of the three-position switch on the lamp's base for selecting between 'Breathe', 'Off', and 'On' modes.

## Cordless, Compact & Portable Design

Designed for ultimate portability, this lamp is cordless and compact, making it easy to carry and place anywhere. It's an excellent choice for outdoor table decor, camping, or simply moving between rooms to suit your lighting needs.

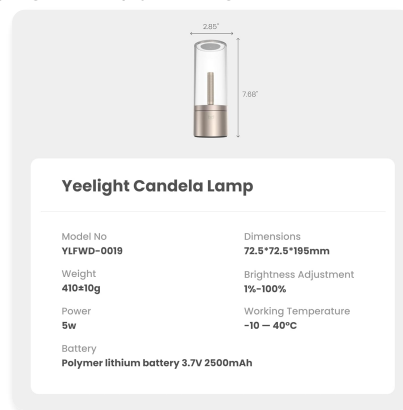


Image: A woman enjoying the portable lamp outdoors on a patio, demonstrating its versatility.

## 5. SETUP

### 5.1 Initial Charging

1. Before first use, fully charge the lamp.
2. Connect the provided Type-C charging cable to the charging port located at the base of the lamp.
3. Connect the other end of the cable to a standard USB power adapter (not included) or a computer USB port.
4. The charging indicator light (if present) will show charging status. Refer to the lamp's specific indicator behavior for full charge notification.

### 5.2 Placement

- Place the lamp on a flat, stable surface to prevent it from falling.
- Ensure the area is dry and free from excessive moisture, as the lamp is not water resistant.
- For optimal ambiance, consider placing it on a dining table, bedside table, patio table, or coffee shop counter.

## 6. OPERATING INSTRUCTIONS

### 6.1 Power On/Off and Mode Selection

Locate the switch at the bottom of the lamp base.

- Slide the switch to "On" for steady light mode.

- Slide the switch to "Breathe" for flickering charm mode (candlelight mimicking).
- Slide the switch to "Off" to turn off the lamp.

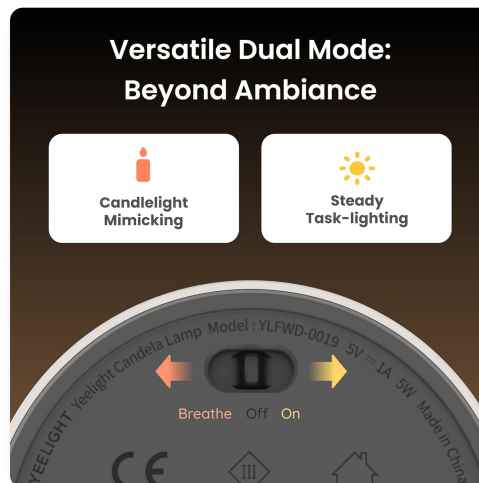


Image: A detailed view of the three-position switch on the lamp's base for selecting between 'Breathe', 'Off', and 'On' modes.

## 6.2 Adjusting Brightness

The lamp features a unique rotational dimming mechanism.

- While the lamp is on, gently twist the upper part of the lamp (the transparent cylinder and the light source) relative to the base.
- Rotate clockwise to increase brightness.
- Rotate counter-clockwise to decrease brightness.

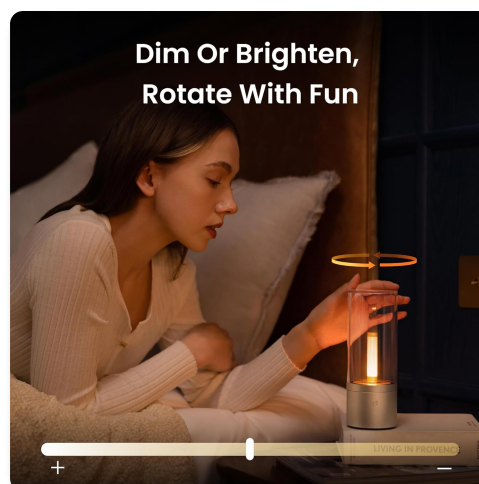


Image: A user demonstrating how to adjust the lamp's brightness by rotating its upper section.

## 7. MAINTENANCE

### 7.1 Cleaning

- Ensure the lamp is turned off and unplugged before cleaning.
- Wipe the exterior surfaces with a soft, dry cloth.
- Do not use abrasive cleaners, solvents, or harsh chemicals, as these may damage the finish.
- Avoid getting moisture into any openings.

### 7.2 Battery Care

- To prolong battery life, avoid fully discharging the battery frequently.
- If storing the lamp for an extended period, charge it to approximately 50% every few months.
- Do not expose the battery to extreme heat or cold.

### 7.3 Storage

- Store the lamp in a cool, dry place away from direct sunlight and moisture.
- Keep it in its original packaging or a protective case to prevent dust accumulation and damage.

## 8. TROUBLESHOOTING

Problem	Possible Cause	Solution
Lamp does not turn on.	Battery is depleted. Switch is in "Off" position.	Charge the lamp fully. Slide the switch to "On" or "Breathe".
Light is dim or flickering unexpectedly.	Low battery. Incorrect mode selected.	Recharge the lamp. Ensure switch is in "On" for steady light, or "Breathe" for intentional flickering.
Lamp is not charging.	Charging cable is not properly connected. Faulty cable or power adapter.	Ensure Type-C cable is securely plugged into both the lamp and the power source. Try a different Type-C cable or power adapter.
Brightness adjustment is not working.	Lamp is not in an active mode. Mechanical issue.	Ensure the switch is in "On" or "Breathe" mode. If the issue persists, contact customer support.

## 9. SPECIFICATIONS

Feature	Detail
Model Number	YLFWD-0019 (1-000003575)
Dimensions (L x W x H)	4"L x 3"W x 10"H (72.5*72.5*195mm)
Item Weight	1 Pound (410 ± 10g)
Power	5W (Light Source Wattage: 6.5 Watts)
Battery Type	Lithium-Ion Polymer 3.7V 2500mAh
Brightness	13 lm (Adjustable 1%-100%)
Color Temperature	1800K Warm Light
Working Temperature	-10°C to 40°C
Finish Type	Polished
Voltage	120 Volts
Material	Aluminum

Feature	Detail
Water Resistance Level	Not Water Resistant



Image: A visual representation of the lamp's dimensions and a summary of its key specifications.

## 10. WARRANTY AND SUPPORT

### 10.1 Warranty Information

The Yeelight Portable Small Table Lamp comes with a **two-year warranty** from the date of purchase. This warranty covers manufacturing defects and issues arising from normal use. It does not cover damage caused by misuse, accidents, unauthorized modifications, or failure to follow the instructions in this manual. Please retain your proof of purchase for warranty claims.

### 10.2 Customer Support

For any questions, technical assistance, or warranty claims, please contact Yeelight customer support.

- Visit the official YEELIGHT Store on Amazon: [YEELIGHT Store](#)
- Refer to the contact information provided on the product packaging or the official Yeelight website for direct support channels.

