

manuals.plus /

- › [Nothing](#) /
- › [Nothing Ear Wireless Earbuds User Manual](#)

Nothing Nothing Ear

Nothing Ear Wireless Earbuds User Manual

Model: Nothing Ear | Brand: Nothing

1. INTRODUCTION

Welcome to the user manual for your Nothing Ear Wireless Earbuds. This guide provides detailed instructions on how to set up, operate, maintain, and troubleshoot your earbuds to ensure optimal performance and a seamless audio experience. Please read this manual thoroughly before using your device.



Image: Nothing Ear Wireless Earbuds in their transparent charging case, showcasing the unique design.

2. WHAT'S IN THE BOX

Upon opening your Nothing Ear package, you should find the following components:

- Nothing Ear Wireless Earbuds (Left and Right)
- Charging Case
- User Manual
- Multiple sizes of ear tips for a comfortable fit
- USB-C Charging Cable

3. PRODUCT OVERVIEW


The Nothing Ear Wireless Earbuds are designed for superior audio quality and user convenience, featuring an 11mm custom ceramic driver and advanced noise cancellation. The transparent design of both the earbuds and the charging case highlights the

internal components, reflecting a unique aesthetic.



Image: Front view of the Nothing Ear Wireless Earbuds, showing the transparent stem and ear tip.

Sound, evolved



Active Noise Cancellation

45 dB


Premium ceramic

11 mm
driver

Low Lag
Mode



Listening
time



Bass
Enhance

Image: Side view of the Nothing Ear Wireless Earbuds, highlighting the ergonomic shape.



Image: Back view of the Nothing Ear Wireless Earbuds, showing the charging contacts.



Image: Nothing Ear Wireless Earbuds resting inside their open transparent charging case.

4. SETUP

4.1 Initial Pairing

1. **Charge the Earbuds:** Before first use, place both earbuds into the charging case and connect the case to a power source using the provided USB-C cable. Ensure the LED indicator on the case lights up, indicating charging.
2. **Enter Pairing Mode:** Open the charging case with the earbuds inside. Press and hold the function button on the case for a few seconds until the LED indicator starts blinking white, indicating pairing mode.
3. **Connect to Device:** On your smartphone or other Bluetooth-enabled device, go to Bluetooth settings and select "Nothing Ear" from the list of available devices.

4. **Confirmation:** The LED indicator on the case will turn solid white when successfully paired.

Note: Nothing Ear supports Google Fast Pair and Microsoft Swift Pair for quick and seamless connection with compatible Android and Windows devices.

4.2 Nothing X App Installation

For full functionality, including custom equalization, noise cancellation modes, and firmware updates, download the Nothing X app from your device's app store (Google Play Store or Apple App Store). The app allows you to personalize your listening experience.

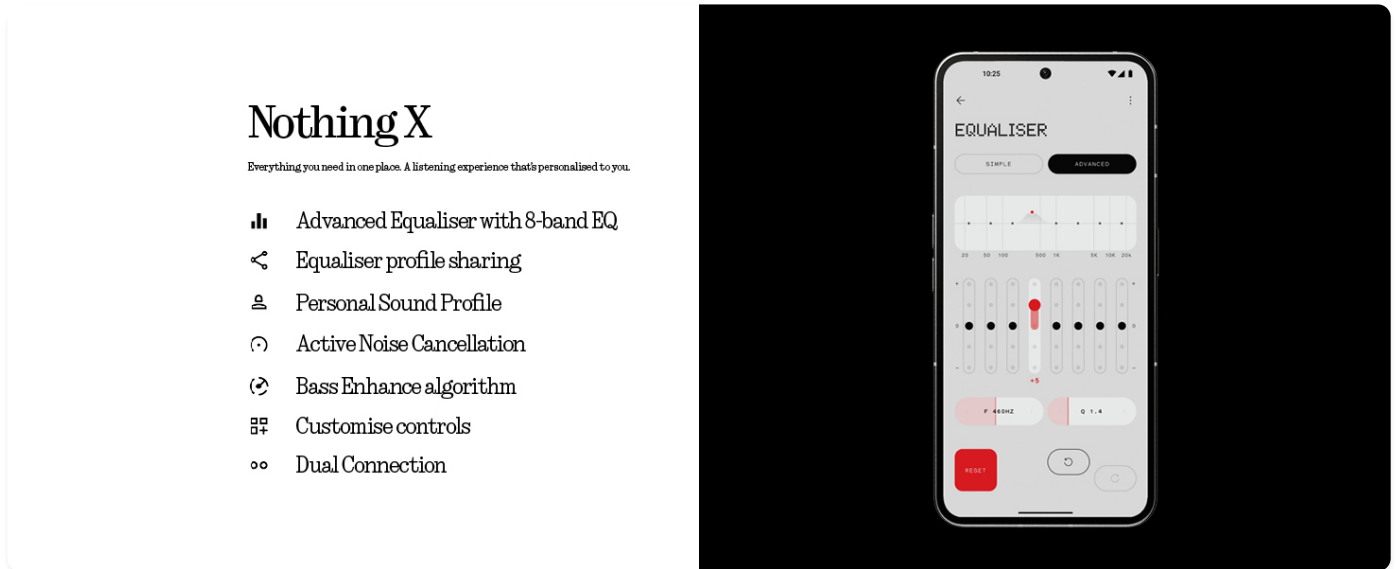


Image: Screenshot of the Nothing X app interface, demonstrating the advanced equalizer and customization options.

5. OPERATING INSTRUCTIONS

5.1 Touch Controls

The Nothing Earbuds feature intuitive pinch controls on the stem of each earbud. These controls can be customized via the Nothing X app.

- **Single Pinch:** Play/Pause music, Answer/End call.
- **Double Pinch:** Skip forward, Reject call.
- **Triple Pinch:** Skip backward.
- **Pinch and Hold:** Switch between Active Noise Cancellation (ANC) modes or activate voice assistant.

5.2 Active Noise Cancellation (ANC)

Nothing Ear features up to 45 dB of Smart Noise Cancelling. The earbuds automatically detect noise leakage and adjust the noise cancellation level for optimal performance. You can switch between different ANC levels (including Transparency Mode) using the pinch controls or the Nothing X app.

Adaptive ANC

Next-level escapism. Switch between 3 levels of noise cancellation. Or let Ear take control. By selecting 'Adaptive' in the Nothing X app, Ear automatically applies the right level of noise cancellation according to your surroundings in real time, so you don't have to.



Image: Illustration depicting the adaptive active noise cancellation technology of Nothing Ear.

5.3 Hi-Res Audio

Experience high-resolution audio streaming over Bluetooth with support for LHDC 5.0 (up to 1 Mbps 24 bit/192 kHz) and LDAC (up to 990 kbps 24 bit/96 kHz). Ensure your device supports LHDC or LDAC for the best audio quality.

Sound, evolved

We've mastered sound, and now you can too.

Our best audio experience ever. Ear is an expression of elite craftsmanship. We've hand-picked premium materials like ceramic that are designed to pack more richness for the most authentic sound.

Award-winning design

Transparency celebrates the beauty of raw technology. Ear honours Nothing's roots while giving our design a new chapter.



reddot
winner
2023




Image: A graphical representation of Hi-Res audio streaming over Bluetooth, illustrating pure audio quality.

5.4 ChatGPT Integration

Nothing Earbuds offer a first-of-its-kind ChatGPT integration for Nothing Phone users (Phone (2) currently, with Phone (1) and Phone (2a) coming soon via software updates). This allows for seamless voice interaction with ChatGPT on the go. Set up this feature through the Nothing X app.

ChatGPT, integrated

Ask, listen and learn from ChatGPT on-the-go. A first-of-its-kind integration, made for your Nothing ecosystem. Only on Nothing earbuds when connected to Nothing phones. Available on Phone (2) and coming soon to Phone (1) and Phone (2a) via software updates.



Voice control

Use your voice to access ChatGPT on Ear and Ear (a), wherever you are. Setup via the Nothing X app. Coming soon to Ear (1), Ear (2) and Ear.

Bespoke Nothing Widgets

Get the answers you need faster, and at your fingertips. Text, voice or image search right from your home screen.(stick)

Image: Screenshots demonstrating the ChatGPT integration and bespoke Nothing Widgets on a Nothing Phone.

5.5 Dual Connection

Stay connected to two devices simultaneously. For example, play music on your laptop and seamlessly switch to answer a call on your phone without re-pairing.

5.6 Gaming Mode

Reduce audio lag for seamless gaming. This mode is triggered automatically in Game Mode on a Nothing phone, achieving end-to-end latency of less than 120 ms.

5.7 Calls

Equipped with 6 microphones and Clear Voice Technology, Nothing Ear isolates your voice from background noise, ensuring clear conversations even in noisy environments.

6. CHARGING AND BATTERY LIFE

The Nothing Earbuds offer extended playtime and flexible charging options.

- **Total Playtime:** Up to 40.5 hours with the charging case (ANC turned off).
- **Earbud Playtime:** Lasts 25% longer than Ear (2) on a single charge.
- **Fast Charging:** A 10-minute charge can provide up to 10 hours of playback (with ANC turned off).
- **Wireless Charging:** Supports up to 2.5W wireless charging.
- **Reverse Charging:** Power up on-the-go with reverse charging on compatible devices, such as Nothing Phone (2).
- **LED Indicator:** The LED on the charging case indicates charging status and battery level.

7. MAINTENANCE

7.1 Cleaning

Regular cleaning helps maintain sound quality and hygiene.

- Gently wipe the earbuds and charging case with a soft, dry, lint-free cloth.
- Remove ear tips and clean them with mild soap and water, then dry thoroughly before reattaching.
- Use a dry cotton swab or a small, soft brush to clean the charging contacts on both the earbuds and the case.

7.2 Storage

When not in use, always store the earbuds in their charging case to protect them and keep them charged.

7.3 Water Resistance

The Nothing Earbuds are rated IP54 for dust and water resistance, and the charging case is rated IP55. This means they are resistant to splashes and light rain, but are not designed for submersion in water. Avoid exposing them to excessive moisture or liquids.

8. TROUBLESHOOTING

If you encounter issues with your Nothing Earbuds, try the following solutions:

- **No Sound/Poor Sound Quality:**
 - Ensure earbuds are charged.
 - Check Bluetooth connection and re-pair if necessary.
 - Clean ear tips and earbud grilles.
 - Adjust volume on your device and through the Nothing X app.
- **Earbuds Not Pairing:**
 - Ensure earbuds are in pairing mode (blinking white LED).
 - Turn off and on Bluetooth on your device.
 - Forget the device in your Bluetooth settings and try pairing again.
 - Ensure the earbuds and case have sufficient charge.
- **Charging Issues:**
 - Check the charging cable and adapter.
 - Ensure charging contacts are clean and free of debris.
 - Try a different charging method (wired vs. wireless).
- **ANC Not Working Effectively:**
 - Ensure ear tips provide a good seal. Perform an ear tip fit test in the Nothing X app.
 - Check ANC settings in the Nothing X app.

If problems persist, refer to the Nothing X app for further diagnostic tools or visit the official Nothing support website.

9. SPECIFICATIONS

Feature	Specification
Model Name	Nothing Ear
Noise Control	Adaptive Noise Cancellation (up to 45 dB)
Connectivity Technology	Wireless (Bluetooth)
Audio Driver Type	Dynamic Driver
Audio Driver Size	11 Millimeters

Feature	Specification
Hi-Res Audio Support	LDAC, LHDC
Battery Life (Total)	40.5 Hours (with charging case, ANC off)
Charging	USB-C, Wireless Charging (2.5W)
Microphones	6 (for calls and ANC)
Water Resistance (Earbuds)	IP54
Water Resistance (Case)	IP55
Control Type	Pinch Controls, Media Control
Item Weight	61 Grams (total) / 2.15 ounces
Product Dimensions	2.19 x 0.87 x 2.19 inches

10. SAFETY INFORMATION

Please observe the following safety guidelines to prevent damage to your device or injury to yourself:

- Do not expose earbuds or case to extreme temperatures.
- Avoid dropping or applying excessive force to the device.
- Keep out of reach of children and pets.
- Do not attempt to disassemble or repair the device yourself.
- Use only approved chargers and cables.
- Avoid listening at high volumes for extended periods to prevent hearing damage.
- Be aware of your surroundings when using earbuds, especially in traffic or dangerous situations.

11. WARRANTY AND SUPPORT

For information regarding the product warranty, please refer to the warranty card included in your product packaging or visit the official Nothing website. The Nothing X app also includes a "Find My Earbuds" feature to help locate misplaced earbuds.

For further assistance, technical support, or frequently asked questions, please visit the Nothing support page online.